



US00D528657S

(12) **United States Design Patent**
Adams et al.

(10) **Patent No.:** **US D528,657 S**

(45) **Date of Patent:** **** Sep. 19, 2006**

(54) **OXYGEN CARRYING BACKPACK**

(76) Inventors: **Charles L. Adams**, P.O. Box 100909,
Fort Worth, TX (US) 76185; **Beverly A. Adams**, P.O. Box 100909, Fort Worth,
TX (US) 76185

(**) Term: **14 Years**

(21) Appl. No.: **29/217,660**

(22) Filed: **Nov. 19, 2004**

(51) **LOC (8) Cl.** **24-04**

(52) **U.S. Cl.** **D24/128**

(58) **Field of Classification Search** D24/128,
D24/107, 110, 164, 230; D29/130; D3/202,
D3/229, 316, 216; 220/737; 224/250, 603,
224/258, 643, 644, 652, 656; 248/205.2;
128/200.24, 205.22; 5/503.1, 507.1

See application file for complete search history.

(56) **References Cited**

U.S. PATENT DOCUMENTS

- 4,438,764 A * 3/1984 Eppolito 128/205.22
- 4,739,913 A * 4/1988 Moore 128/205.22
- D305,078 S * 12/1989 Moore D3/216
- D430,400 S * 9/2000 Harper et al. D3/316

* cited by examiner

Primary Examiner—Louis S. Zarfaz

Assistant Examiner—Daniel Yu

(74) *Attorney, Agent, or Firm*—Charles D. Gunter, Jr.

(57) **CLAIM**

The ornamental design for an oxygen carrying backpack, as shown and described.

DESCRIPTION

FIG. 1 is a side elevational view of an oxygen carrying backpack showing the new design of the invention, the oxygen bottle and carrying straps being shown in phantom lines on a typical user to better illustrate the environment of the invention but not forming a part of the invention;

FIG. 2 is a top plan view of the backpack of FIG. 1;

FIG. 3 is a right side view of the backpack of FIG. 1, the left side view being a mirror image thereof;

FIG. 4 is a bottom plan view of the backpack of the invention;

FIG. 5 is a top end view of the backpack of FIG. 1; and,

FIG. 6 is a bottom end view of the backpack of the invention.

The broken line showing is for illustrative purposes only and forms no part of the claimed design.

1 Claim, 3 Drawing Sheets

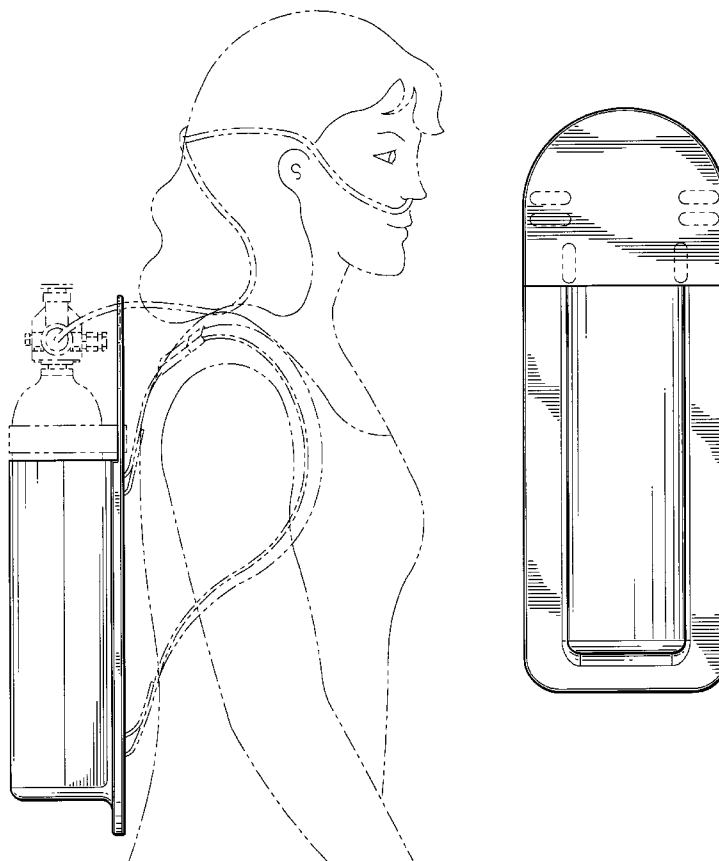
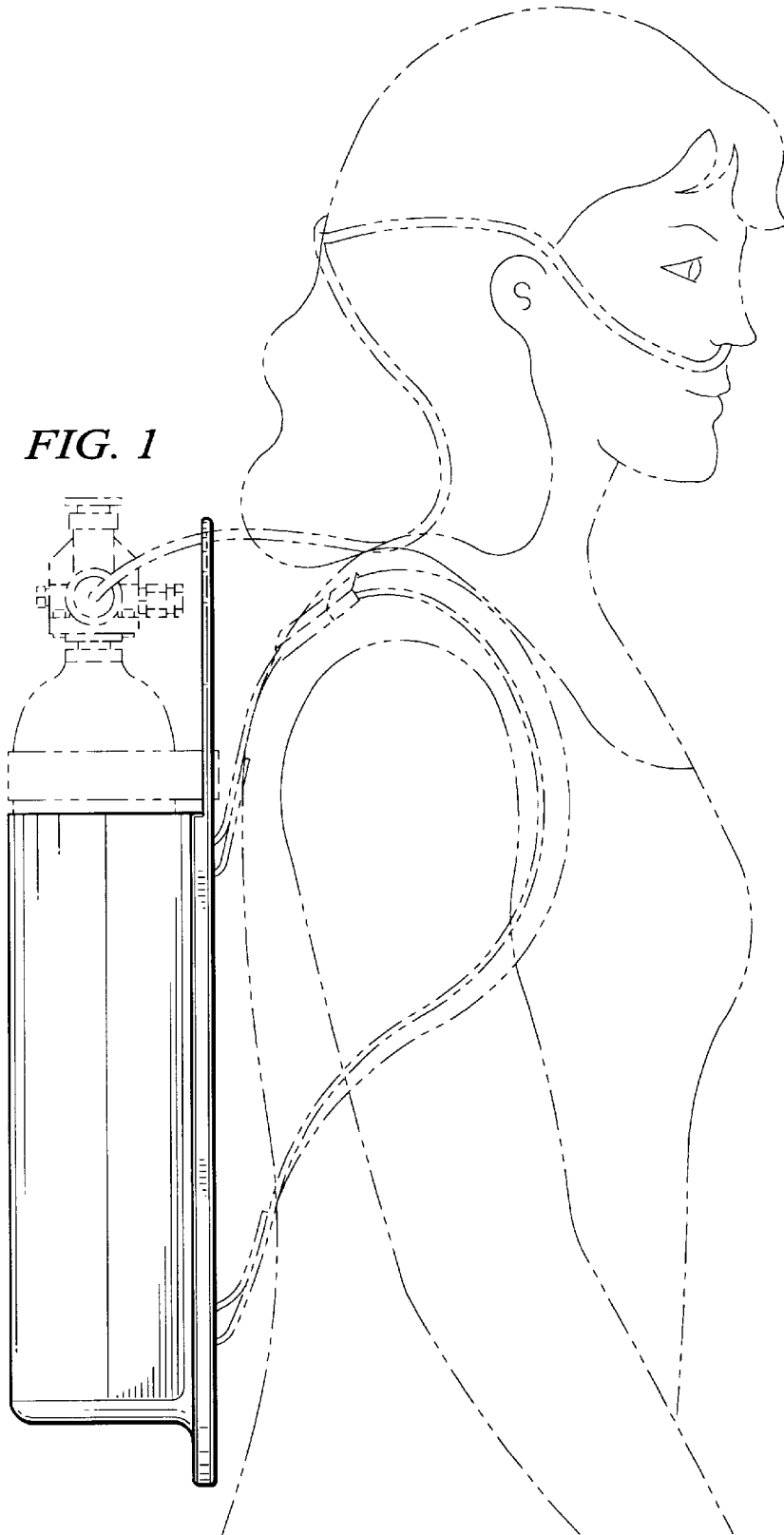


FIG. 1



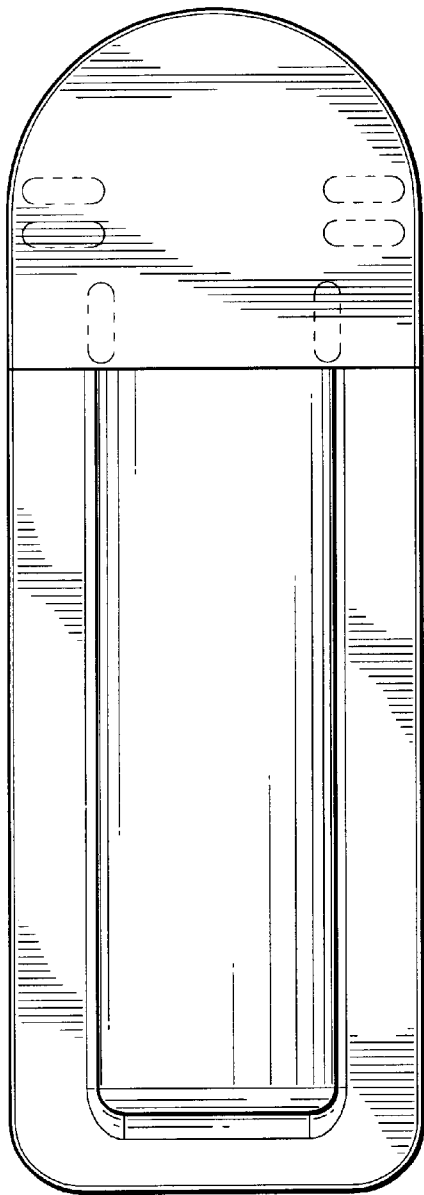


FIG. 2




FIG. 3




FIG. 4




FIG. 5




FIG. 6