

(No Model.)

3 Sheets—Sheet 1.

B. S. MABEN.
COMBINED COUCH, BED, AND BATH TUB.

No. 531,202.

Patented Dec. 18, 1894.

Fig. 1.

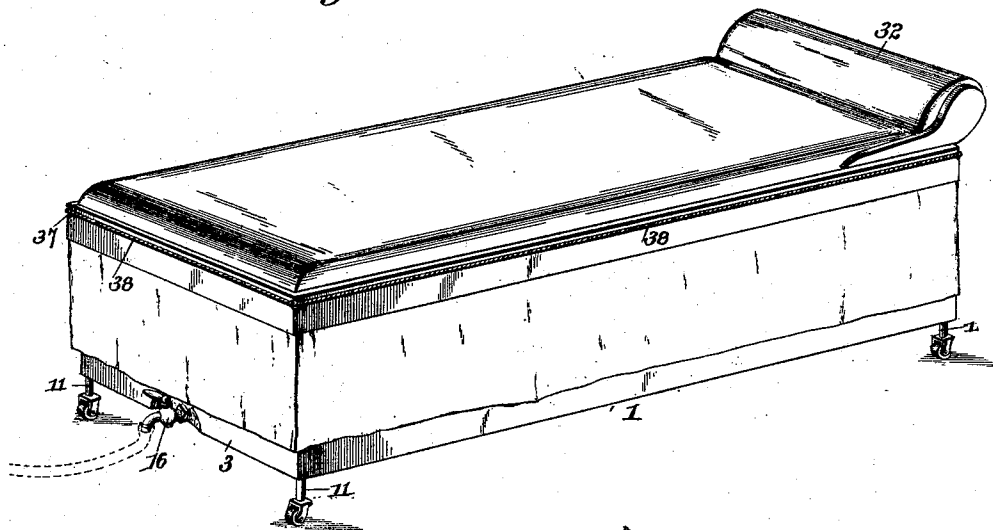


Fig. 2.

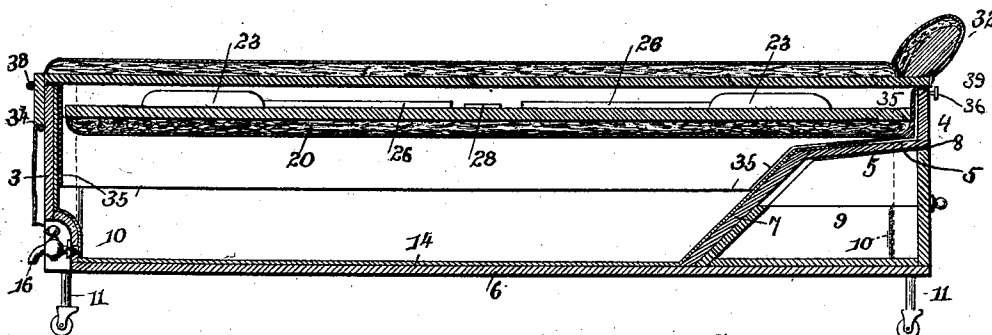
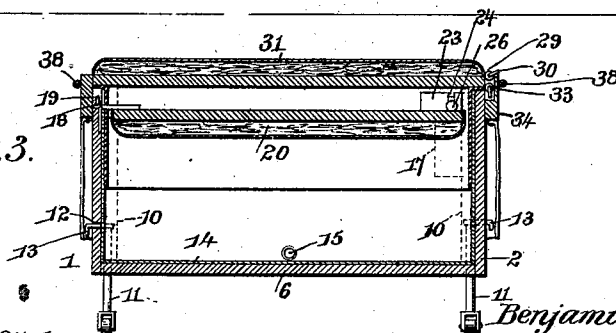


Fig. 3.



Witnesses

James H. McArthur

Inventor

Benjamin S. Maben

By his Attorneys,

W. S. Duval

C. A. Snow & Co.

(No Model.)

3 Sheets—Sheet 2.

B. S. MABEN.
COMBINED COUCH, BED, AND BATH TUB.

No. 531,202.

Patented Dec. 18, 1894.

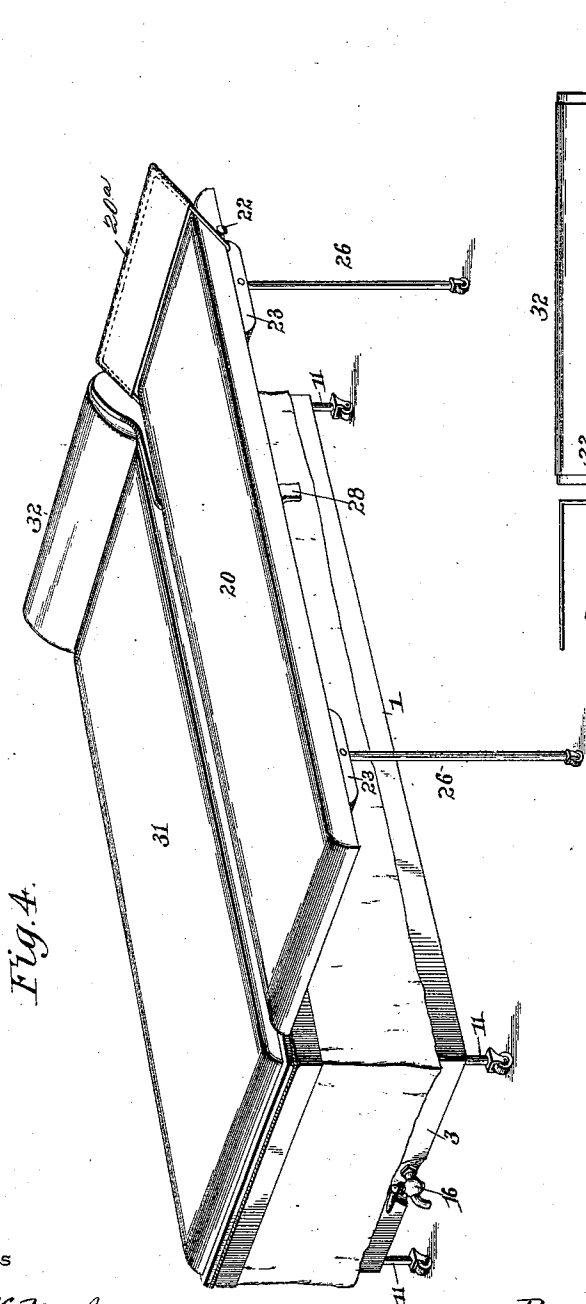


Fig. 4.

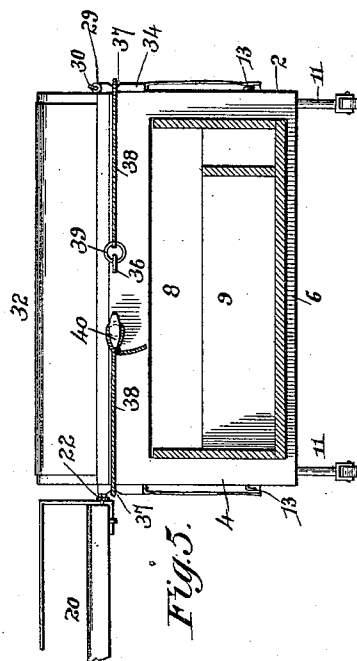


Fig. 5.

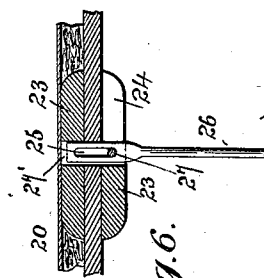


Fig. 6.

Witnesses

Jas. K. McLaughlin

W. S. Duval

By His Attorneys,

Benjamin S. Maben

C. A. Snow & Co.

Inventor

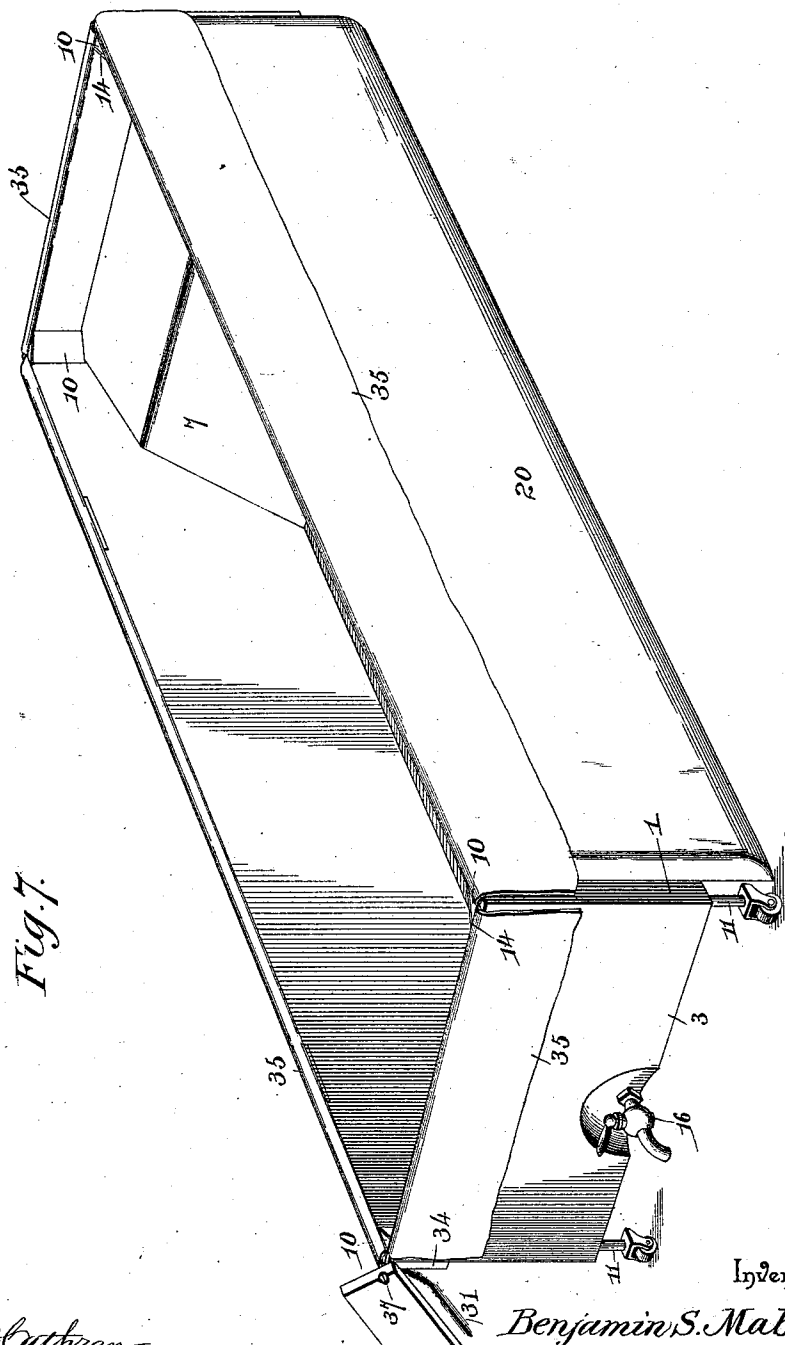
(No Model.)

3 Sheets—Sheet 3.

B. S. MABEN.
COMBINED COUCH, BED, AND BATH TUB.

No. 531,202.

Patented Dec. 18, 1894.



Witnesses:

Jas. H. McElhannon

W. S. Duval.

Inventor

Benjamin S. Maben

By his Attorneys,

Chas. Snow & Co.

UNITED STATES PATENT OFFICE.

BENJAMIN S. MABEN, OF MANCHESTER, NEW HAMPSHIRE.

COMBINED COUCH, BED, AND BATH-TUB.

SPECIFICATION forming part of Letters Patent No. 531,202, dated December 18, 1894.

Application filed April 25, 1893. Serial No. 471,823. (No model.)

To all whom it may concern:

Be it known that I, BENJAMIN S. MABEN, a citizen of the United States, residing at Manchester, in the county of Hillsborough and State of New Hampshire, have invented a new and useful Combined Couch, Bed, and Bath-Tub, of which the following is a specification.

The objects of my invention are to provide a combined couch, bed, and bath-tub; to construct the same in an economic and simple manner and in compact form so that the device may be converted from a couch to a bed or to a bath-tub; and to contain all the requisites of each; and to accomplish this with facility and ease.

Various other objects and advantages of my invention will appear in the following description, and the novel features thereof will be particularly pointed out in the claims.

Referring to the drawings—Figure 1 is a perspective view of the combined couch, bed, and bath-tub, the same being folded and shown in the position for use as a couch. Fig. 2 is a vertical longitudinal sectional view of the same. Fig. 3 is a transverse sectional view. Fig. 4 is a perspective view of the device, the same being in position for use as a bed. Fig. 5 is an end elevation of the head portion. Fig. 6 is a longitudinal sectional view through the bed-section illustrating the manner of connecting the legs thereto. Fig. 7 is a perspective view of the combined cot, couch and bath-tub, the same being shown in position for use as the latter.

In carrying out my invention I construct a suitable box, the same being of such general shape as to correspond with and be adapted to receive the bath-tub proper. The box, in this instance, is oblong and consists of the opposite front and rear side-walls, 1 and 2, respectively, the foot or bottom-wall 3, and the head or upper wall 4. A horizontal shelf 5, is located between the side-walls 1 and 2, adjacent to the wall 4, extends rearwardly and is connected to the bottom 6 of the box through the medium of the inclined wall 7, whereby the walls 5, 6 and 7, together with the end-wall 4, produce a compartment to which access may be had through the opening 8 formed in the wall 4. In this opening 8 there is removably located a sliding drawer 9, whose upper edge is inclined to correspond

with the wall of the compartment in which it is located. The interior of the drawer 9 is preferably sub-divided to form convenient pockets or compartments for bed-clothes or other accessories. The corners of the box are provided with posts 10, the same extending from the bottom to the upper edges of the box, and these posts at their bottoms are provided with bores which correspond with perforations formed in the bottom 6. Caster-shanks 11 take into the bores and are provided at their lower ends with casters by which the structure may be readily moved from one point to another.

The transverse perforations 12 are formed in the walls of the box and in the posts 10, and into these are passed removable pins 13 against which the upper ends of the caster-shanks abut, and it will thus be seen that the shanks serving as legs for supporting the box will permit of the lowering or raising of said box. The interior of the box receives the lining 14 or tub proper, and an escape hole or drain opening 15 is formed at the foot of the tub and in the box is provided with a faucet or draw-off cock 16. When the box or tub is elevated it will be seen that a pail may be located under the faucet or draw-off cock and thus the contents of the tub drained when no other means are provided, or, if desired, a rubber hose may be secured to the draw-off cock and lead to any point of discharge, as desired.

Brackets 17 are located upon the interior of the tub near the corners thereof and near the upper edge of the same. Hinged at the front edge of the tub by hinges 18, having pintles 19, all which are removable, is a folding bed-section 20, the same having one side provided with a suitable mattress or upholstering, as shown. This bed section is of such proportion as adapted to fold within the upper open top of the box or tub, and when it is folded, to rest upon the brackets 17, just mentioned. The bed section is provided near its head-end with a swinging head-bail which may be folded down upon the upholstering or swung outward and rest upon the opposite pins 22, with which the opposite edges of the sides of the bed section are provided.

Blocks 23 are provided near the outer or

free edge of the bed-section, and said blocks have slots 24 formed therein. In these slots there is located the outer flat, slotted ends 25, of a pair of legs 26, and pins 27 pass through the blocks and slots. The legs may be folded up against the under side of the bed-section or may be lowered, and when so lowered their upper ends are pushed up into mortises 27', with which the bed section is provided. A suitable tab 28, is secured to the free edge of the bed-section and through the medium of the same said bed-section may be raised from its lowered or closed position. Hinged to the rear or opposite edge, in this instance, of the box by means of hinges 29, whose pintles 30 are removable, is a folding couch 31, the same being of a size adapted to fit snugly over the box or tub and to cover the bed-section when in the tub.

The couch section is provided with suitable upholstery and with a head-rest 32. The rear and sides of the couch section may have hinged thereto, by hinges 33, a longitudinal side-strip 34, and the same may be suitably upholstered and have depending therefrom suitable drapery or fringe which will cover the exterior of the box, which may or may not be upholstered. Stationary strips are at the foot and opposite side.

In order to protect the upholstery, when such is used on the exterior of the box or tub, I attach to the edges of the walls of said box or tub an impervious curtain 35, preferably of sheet rubber, which, when the device is in use as a bath-tub, is folded outward and lies against the exterior or upholstered surface thereof, and thus prevents water from being splashed upon the upholstery. When the device is in use as a couch or bed this curtain is folded inward over the top of the tub. It will be seen that the attachment of one edge of the curtain to the upper edges of the walls of the box or tub enables said curtain to occupy either of the positions named, and thus to protect the upholstery from any moisture which might produce staining or molding thereof and, when the device is in use as a couch, to cover and protect the contained bed. It will be understood that when the device is in use as a bath-tub, said protecting curtain overlaps the bed and couch as well as the upholstery on the exterior surfaces of the walls of the box or tub.

It will be understood that the head and couch sections may be entirely removed from their position when the device is used as a tub, so that the same are preserved against soiling; furthermore, that the bed section may be removed and stored instead of being folded into the tub when not in use. Various arrangements of the draperies around the tub may be substituted for the arrangement shown herein, or, if desirable, they may be omitted entirely, and to these details like other details of construction herein shown

and described, I do not limit my invention and hold that I may vary the same to any degree and extent within the knowledge of the skilled mechanic or persons conversant with this class of inventions.

A hook 36 is located upon the outer side of the head-rest of the couch and in line with the hook the four corners of the structure are provided with recesses or notches 37. A binding rope 38, terminating at one end in a ring 39 which engages the hook, is passed about the structure, resting in the notches, and has its free end secured to a cleat 40 arranged at one side of the hook. Through the medium of this binding-rope it will be seen that any cover or bed clothes that may be employed may be secured in position. In lieu of the binding rope, wire covered with textile fabric may be employed, but I prefer binding rope, or, what might be more properly termed, upholsterer's cord, in that the same is cheaper and more readily applied.

Having described my invention, what I claim is—

1. The combination of the lounge, the bath tub in the body thereof, an apron connected to said apparatus and adapted to lie against the outside of the lounge when the bath tub is in use, and over the top of the bath tub when the lounge is in use, and the adjustable lounge top adapted to close down upon and cover said apron and the tub below, substantially as described.

2. A portable bath tub having a cover removably fitted upon and adapted to close the top of the same, and an impervious curtain secured at one edge to the upper edge of each of the walls of the tub and adapted to fold within or cover the outer surfaces of the walls, substantially as specified.

3. In a device of the class described, the combination of a bath-tub, a bed hinged at one edge to one side wall of the bath-tub and adapted to fold within the latter, a couch hinged to the opposite side wall of the bath-tub and adapted to close the top of the latter and cover the contained bed, and impervious curtains secured to the upper edges of the walls of the bath-tub and adapted to fold within the latter or drop outside of the same to cover the connected bed and couch when the bath-tub is in use, substantially as specified.

4. The combination with a tub and its casing, of a superimposed couch-section having depending notched flanges, a hook and a cleat secured to the head-end of the couch-section, and a binding rope or cord having a ring at one end to engage in the hook adapted to rest in the notches and at its free end to be engaged with the cleat, substantially as specified.

5. The combination with a bath-tub, of a bed-section hinged at one side thereto and adapted to fold therein, a couch-section hinged

at the opposite side and adapted to form a
cover for the tub and be folded over upon the
bed, and impervious curtains connected at
their inner edges to the bath-tub and adapted
5 to fold over the bed and couch when the same
are open, substantially as specified.

In testimony that I claim the foregoing as

my own I have hereto affixed my signature in
the presence of two witnesses.

B. S. MABEN.

Witnesses:

CHAS. E. COCHRAN,

T. J. O'DONNELL.