



US00D426573S

United States Patent [19]  
Sekine et al.

[11] Patent Number: Des. 426,573  
[45] Date of Patent: \*\* Jun. 13, 2000

[54] BALL-POINT PEN  
[75] Inventors: Nobuo Sekine; Kazuo Iwase; Mikiya Ido, all of Aichi, Japan  
[73] Assignee: The Pilot Ink Co., Ltd., Nagoya, Japan  
[\*\*] Term: 14 Years

[21] Appl. No.: 29/110,429  
[22] Filed: Sep. 8, 1999  
[30] Foreign Application Priority Data  
Mar. 8, 1999 [JP] Japan ..... 11-5841  
[51] LOC (7) Cl. .... 19-06  
[52] U.S. Cl. .... D19/48; D19/51; D19/57  
[58] Field of Search ..... D19/35, 36, 41-51, D19/53-58, 81-85; 401/6, 7, 88, 209, 243-247, 202, 262

[56] References Cited

U.S. PATENT DOCUMENTS			
D. 121,406	7/1940	Whitehouse	D19/51
D. 162,805	4/1951	Ferber	D19/48
D. 286,547	11/1986	Koizumi et al.	D19/51
D. 357,276	4/1995	Bruhn	D19/48
D. 395,672	6/1998	Navarro	D19/48
D. 403,704	1/1999	Arita	D19/48
D. 404,425	1/1999	Suzuki	D19/43
D. 404,427	1/1999	Takanashi	D19/48

Primary Examiner—Martie K. Holtje  
Attorney, Agent, or Firm—Sughrue, Mion, Zinn, Macpeak & Seas, PLLC

[57] CLAIM

The ornamental design for a ball-point pen, as shown and described.

DESCRIPTION

FIG. 1 is a perspective view of the top, front and right side of a ball-point pen showing our new design;  
FIG. 2 is a front elevational view thereof;  
FIG. 3 is a rear elevational view thereof;  
FIG. 4 is a side elevational view of the left side thereof, the right side being a mirror image thereof;  
FIG. 5 is a top plan view thereof;  
FIG. 6 is a bottom plan view thereof;  
FIG. 7 is a side elevational view thereof, with the cover removed for convenience of illustration, all other side views being identical thereto;  
FIG. 8 is a top plan view thereof;  
FIG. 9 is a bottom plan view thereof;  
FIG. 10 is a front elevational view of the cover removed from the pen for convenience of illustration;  
FIG. 11 is a rear elevational view thereof;  
FIG. 12 is left side elevational view thereof, the right side being a mirror image thereof;  
FIG. 13 is a top plan view thereof; and,  
FIG. 14 is a bottom plan view thereof.

1 Claim, 4 Drawing Sheets

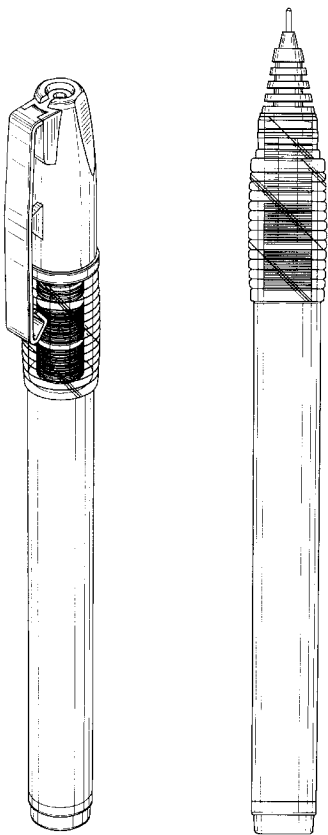


FIG. 1




FIG. 2






FIG. 3



*FIG. 4*



*FIG. 5*



*FIG. 6*

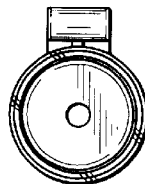


FIG. 7


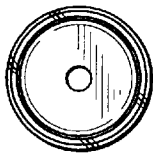



FIG. 8




FIG. 9



*FIG. 10*




*FIG. 11*



*FIG. 12*



*FIG. 13*



*FIG. 14*

