



US0D1006402S

(12) **United States Design Patent**
Evans

(10) **Patent No.:** **US D1,006,402 S**

(45) **Date of Patent:** **** Dec. 5, 2023**

(54) **GARMENT EQUIPPED WITH AVIATOR
DUAL-ENTRY POCKET**

D786,536 S * 5/2017 Ingram D2/738
D792,681 S * 7/2017 Geishausser D2/840
D806,984 S * 1/2018 Ingram D2/742

(Continued)

(71) Applicant: **Samtech, LLC**, Ashland, OR (US)

(72) Inventor: **Lindsay Marie Evans**, Jacksonville,
OR (US)

(73) Assignee: **SAMTECH, LLC**, Los Angeles, CA
(US)

(**) Term: **15 Years**

(21) Appl. No.: **29/682,577**

(22) Filed: **Mar. 6, 2019**

(51) **LOC (14) Cl.** **02-02**

(52) **U.S. Cl.**
USPC **D2/742; D2/857**

(58) **Field of Classification Search**

USPC D2/700, 704, 705, 712, 713, 714, 715,
D2/716, 728, 731, 732, 733, 734, 738,
D2/742, 743, 749, 857
CPC A41B 11/14; A41B 11/143; A41B 11/146;
A41D 1/06; A41D 1/08; A41D 1/084;
A41D 7/00; A41D 7/005; A41D 13/0015;
A41D 27/24; A41D 27/245; A41D
2400/24; A41D 2400/38; A41D 17/02
See application file for complete search history.

(56) **References Cited**

U.S. PATENT DOCUMENTS

D641,138 S * 7/2011 Santo D2/840
8,341,769 B2 * 1/2013 Fayle A41F 19/005
2/269
8,661,563 B2 * 3/2014 Evans A41D 13/08
2/16
9,015,864 B2 * 4/2015 Evans A41F 5/00
2/70
D768,359 S * 10/2016 Lago D2/742

OTHER PUBLICATIONS

2-Piece Flight Suit—Military. [online]; [published to the Internet on Aug. 5, 2020]; [retrieved from the Internet on Apr. 27, 2021]; URL: https://www.massif.com/shop.html?garment_type=27. (2 pgs). (Year: 2020).*

Primary Examiner — Jasmine Mlinarcik

(74) *Attorney, Agent, or Firm* — SHERMAN IP LLP;
Kenneth L. Sherman; Hemavathy Perumal

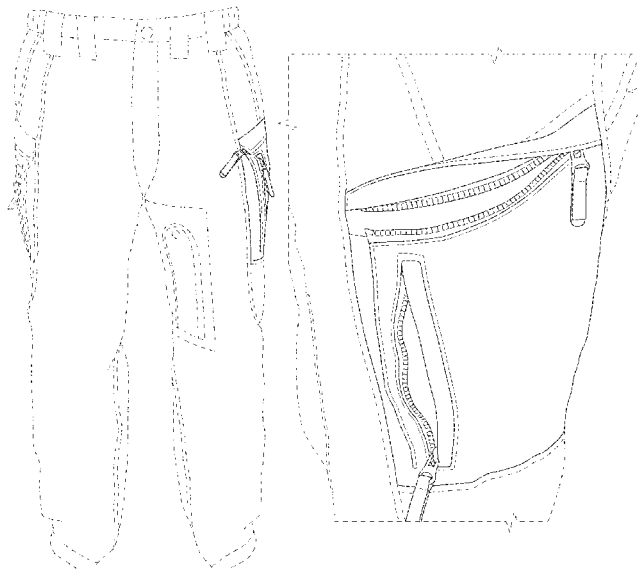
(57) **CLAIM**

The ornamental design for a garment equipped with aviator dual-entry pocket, as shown and described.

DESCRIPTION

FIG. 1 is a front view of a garment equipped with a dual-entry pocket showing my new design; FIG. 2 is a rear view thereof; FIG. 3 is a right side view thereof; FIG. 4 is a left side view thereof; FIG. 5 is an enlarged detail view of the right side view thereof depicting both a horizontal pocket access and a vertical pocket access of the dual-entry pocket in a closed position; FIG. 6 is another enlarged detail view of the right side view thereof depicting the horizontal pocket access of the dual-entry pocket in the closed position and the vertical pocket access of the dual-entry pocket in the open position; and, FIG. 7 is another enlarged detail view of the right side view thereof depicting both the horizontal pocket access and the vertical pocket access of the dual-entry pocket in the open position. The broken lines depict portions of the garment article that form no part of the claimed design.

1 Claim, 7 Drawing Sheets



(56)

References Cited

U.S. PATENT DOCUMENTS

D839,544	S *	2/2019	Steiner	D2/742
D860,588	S *	9/2019	Noll	D2/738
2009/0178174	A1 *	7/2009	Cash, Jr.	A41D 1/08
				2/69
2015/0326262	A1 *	11/2015	Linden	A63B 29/021
				455/90.1

* cited by examiner

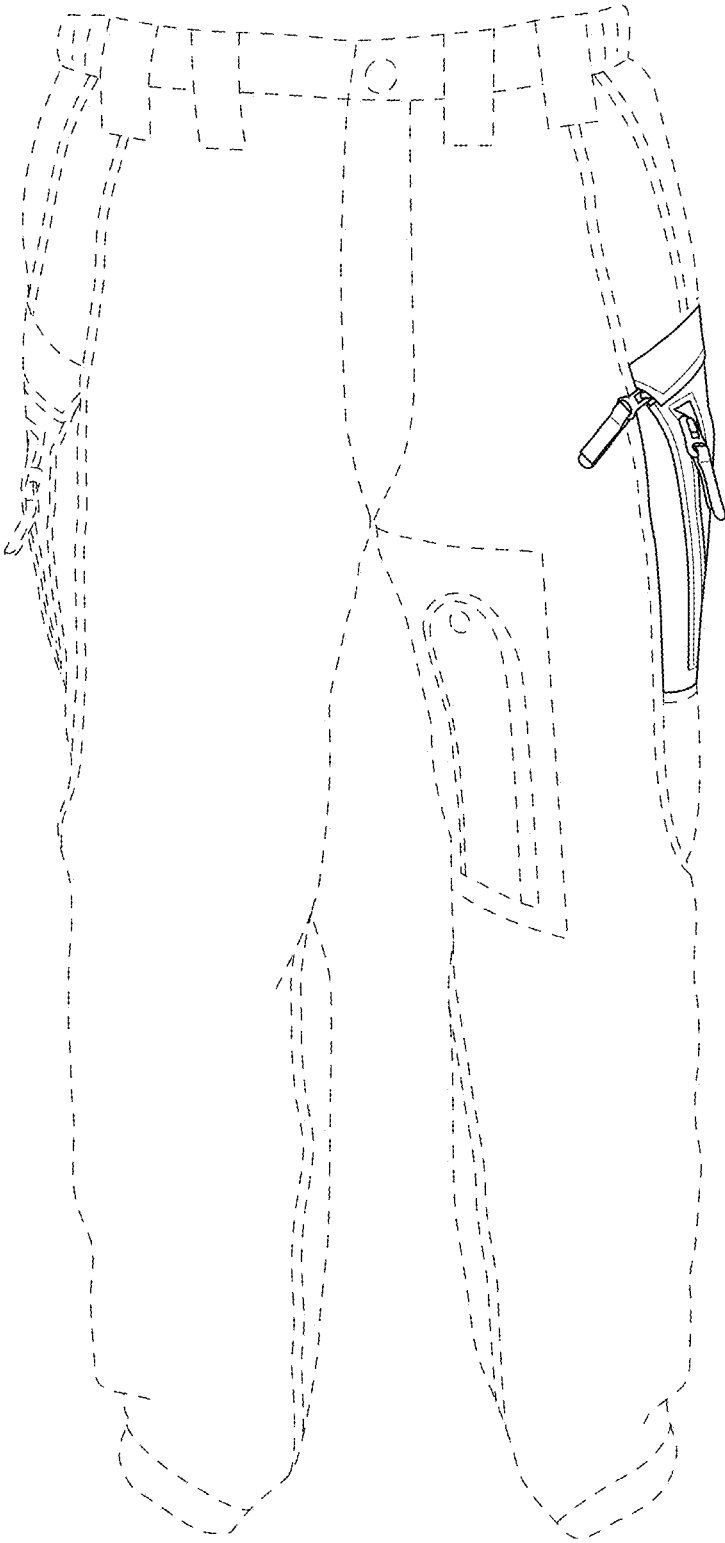


FIG. 1

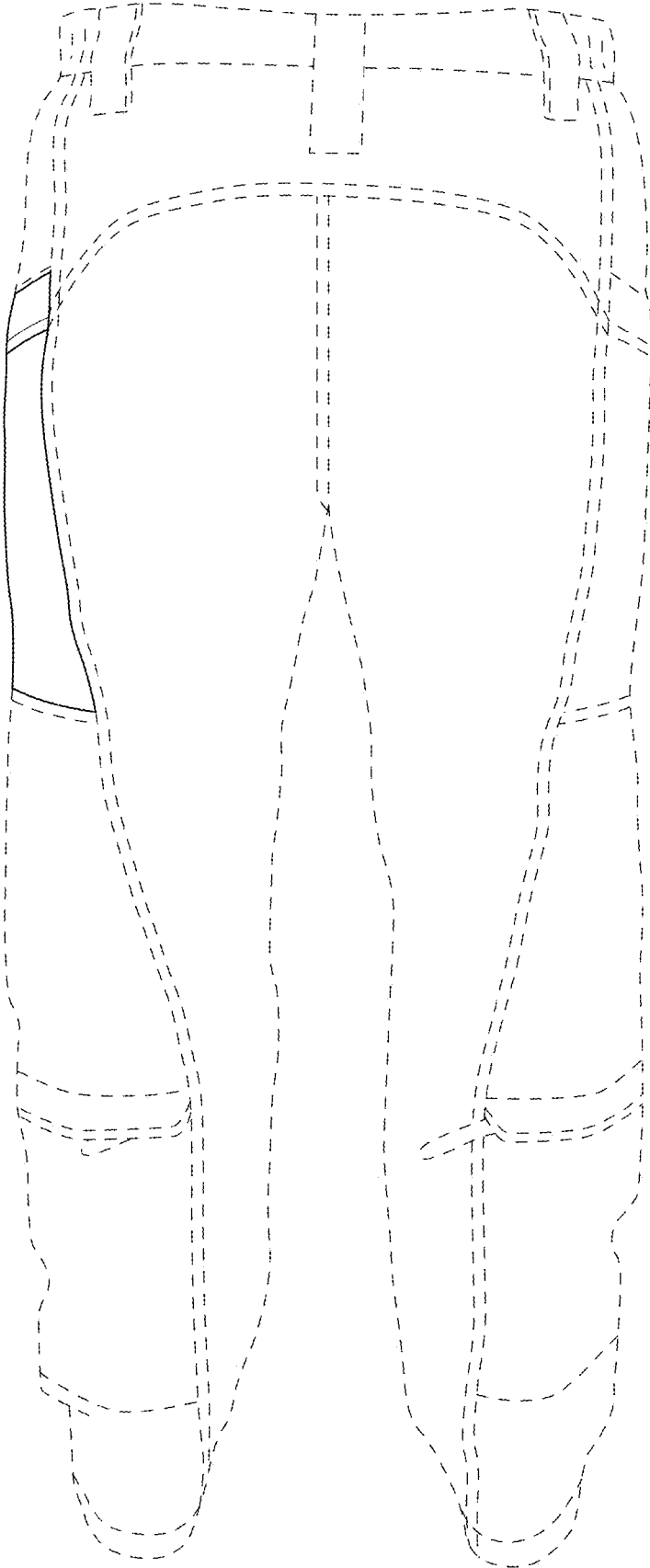


FIG. 2

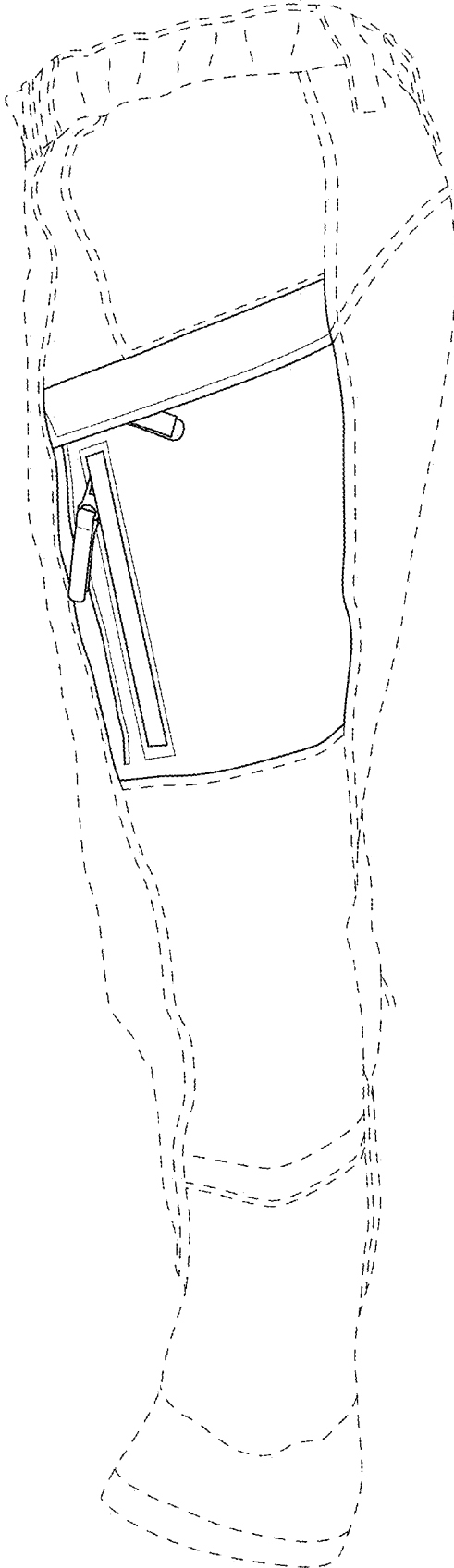


FIG. 3

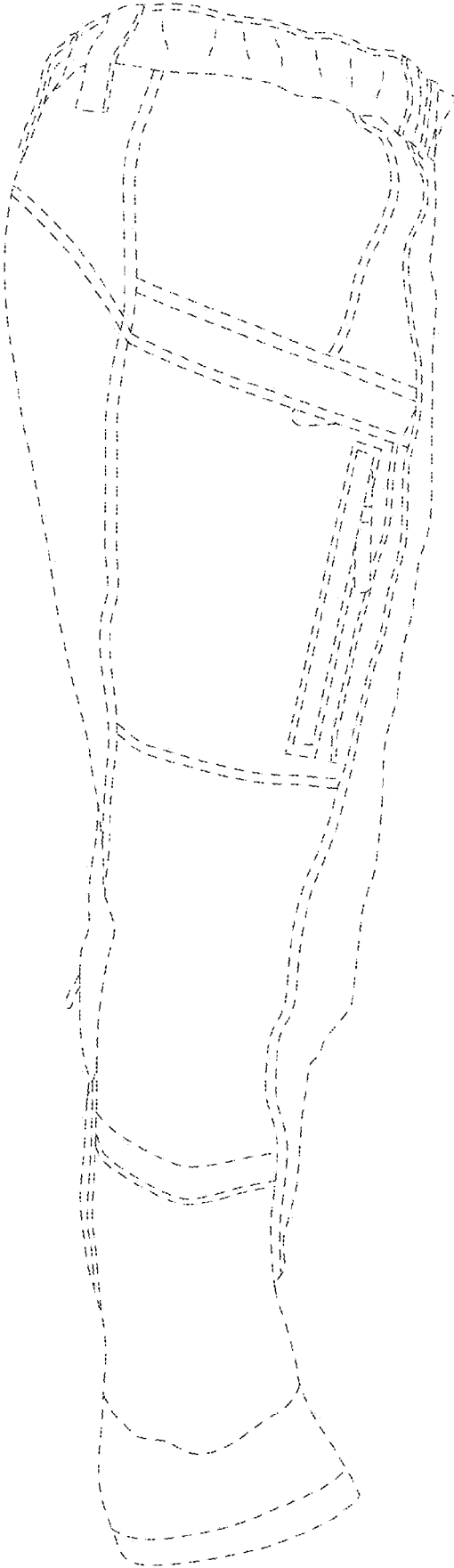


FIG. 4

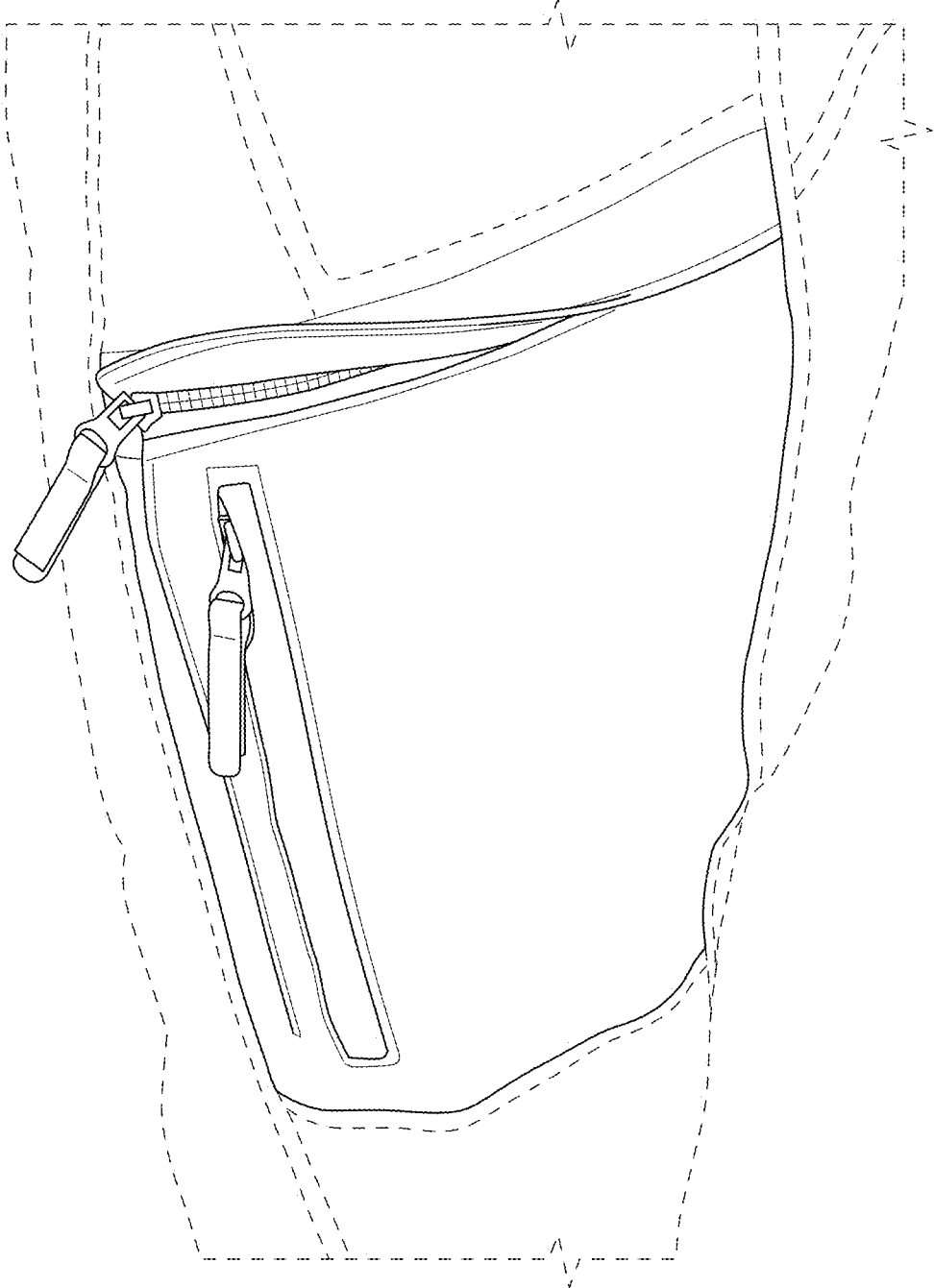


FIG. 5

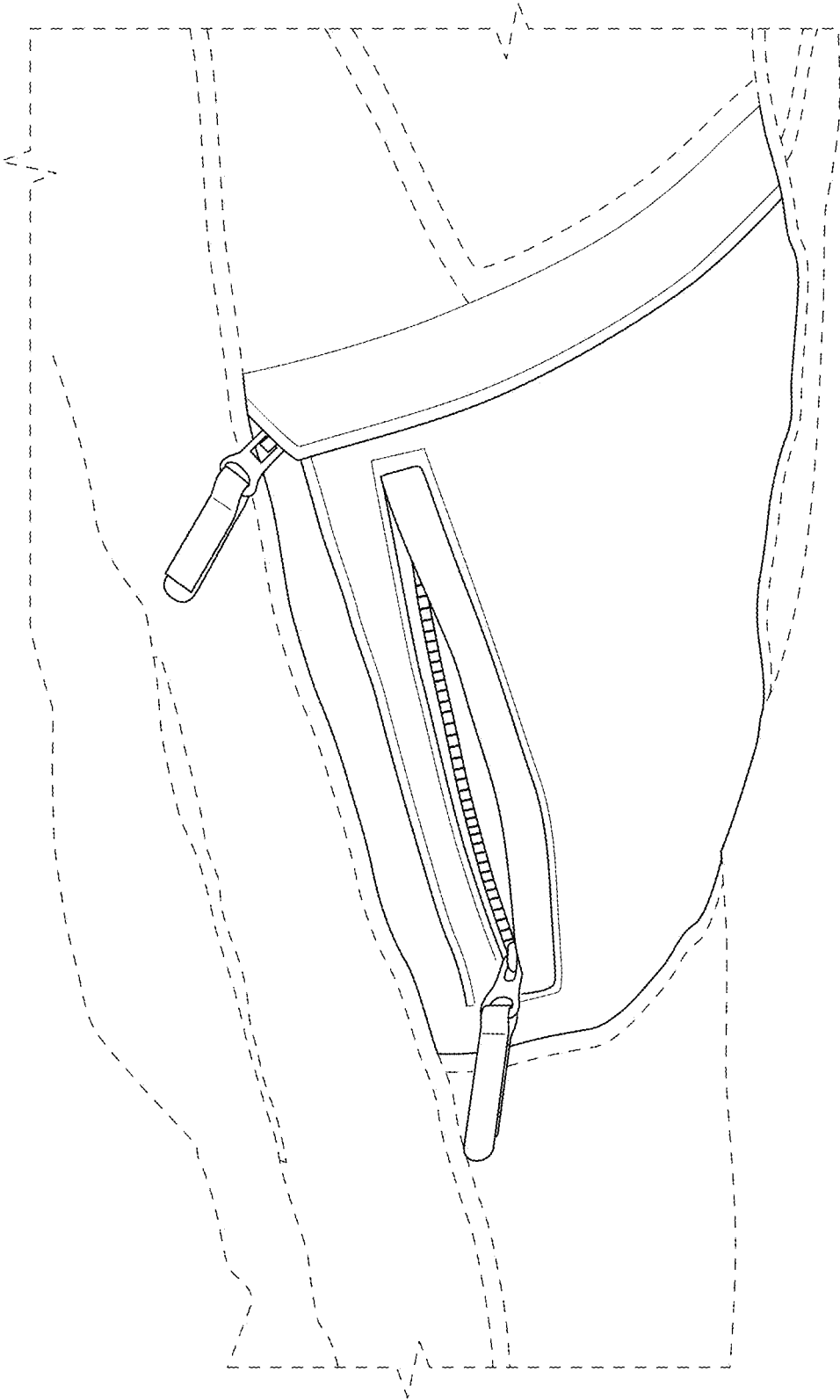


FIG. 6

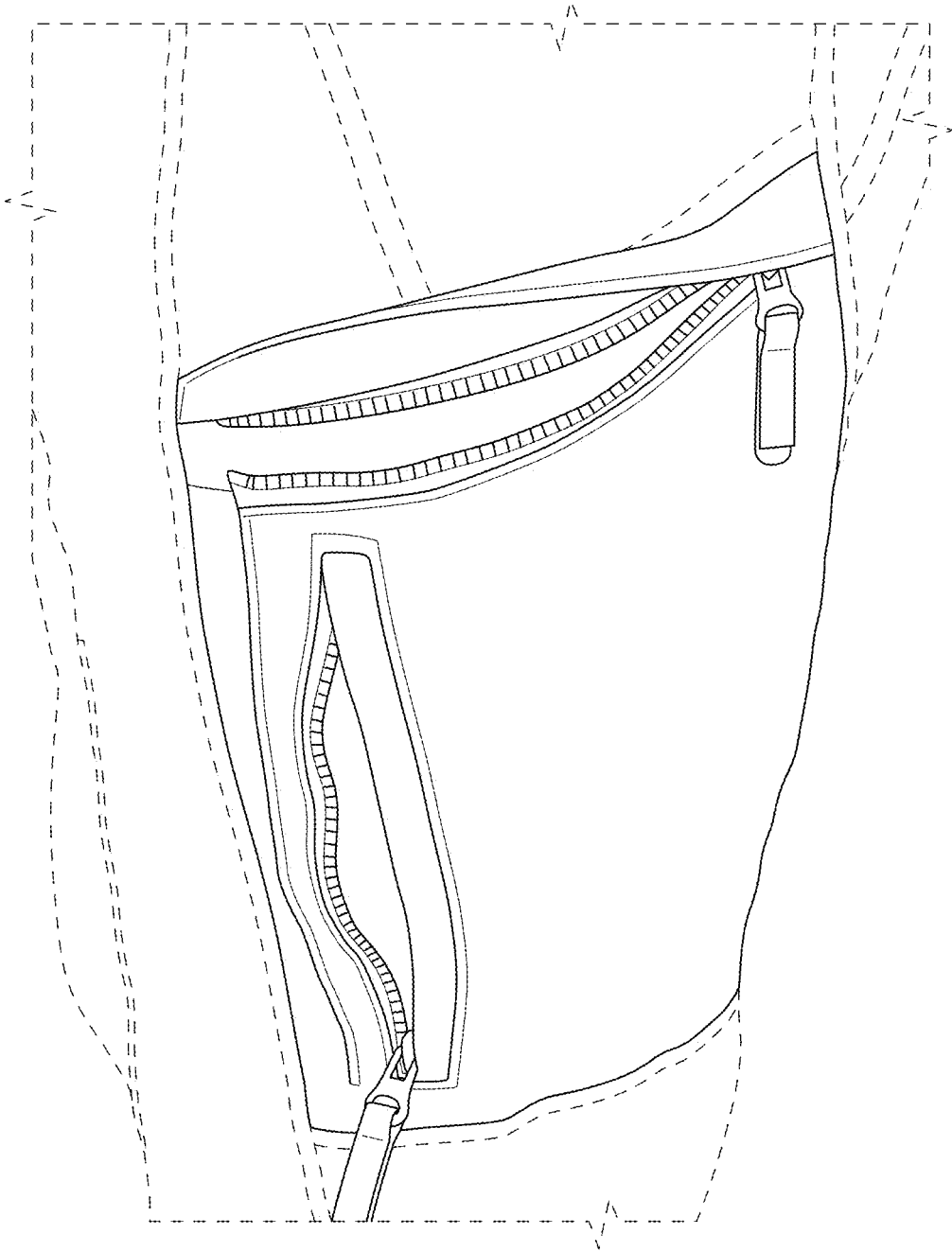


FIG. 7