



(51) International Patent Classification:

B29C 33/68 (2006.01) B29C 51/14 (2006.01)  
C08J 5/18 (2006.01) A61C 7/08 (2006.01)  
B32B 27/32 (2006.01) A61C 5/00 (2006.01)  
C08K 3/013 (2018.01) A63B 71/08 (2006.01)  
B29C 51/00 (2006.01) A61C 19/06 (2006.01)

(21) International Application Number:

PCT/US2020/013191

(22) International Filing Date:

10 January 2020 (10.01.2020)

(25) Filing Language:

English

(26) Publication Language:

English

(30) Priority Data:

62/791,798 12 January 2019 (12.01.2019) US

(71) Applicant: BAY MATERIALS LLC [US/US]; 48450 Lakeview Blvd., Fremont, California 94538 (US).

(72) Inventors: STEWART, Ray F.; 807 Toyon Way, Redwood City, California 94062 (US). LAHLOUH, John; 674 Apache Court, San Jose, California 95123 (US).

(74) Agent: GERALD T., Gray; Two Prudential Plaza, Suite 4900, 180 N. Stetson, Chicago, Illinois 60601 (US).

(81) Designated States (unless otherwise indicated, for every kind of national protection available):

AE, AG, AL, AM, AO, AT, AU, AZ, BA, BB, BG, BH, BN, BR, BW, BY, BZ, CA, CH, CL, CN, CO, CR, CU, CZ, DE, DJ, DK, DM, DO, DZ, EC, EE, EG, ES, FI, GB, GD, GE, GH, GM, GT, HN, HR, HU, ID, IL, IN, IR, IS, JO, JP, KE, KG, KH, KN, KP, KR, KW, KZ, LA, LC, LK, LR, LS, LU, LY, MA, MD, ME, MG, MK, MN, MW, MX, MY, MZ, NA, NG, NI, NO, NZ, OM, PA, PE, PG, PH, PL, PT, QA, RO, RS, RU, RW, SA, SC, SD, SE, SG, SK, SL, ST, SV, SY, TH, TJ, TM, TN, TR, TT, TZ, UA, UG, US, UZ, VC, VN, WS, ZA, ZM, ZW.

(84) Designated States (unless otherwise indicated, for every kind of regional protection available):

ARIPO (BW, GH, GM, KE, LR, LS, MW, MZ, NA, RW, SD, SL, ST, SZ, TZ, UG, ZM, ZW), Eurasian (AM, AZ, BY, KG, KZ, RU, TJ, TM), European (AL, AT, BE, BG, CH, CY, CZ, DE, DK, EE, ES, FI, FR, GB, GR, HR, HU, IE, IS, IT, LT, LU, LV, MC, MK, MT, NL, NO, PL, PT, RO, RS, SE, SI, SK, SM, TR), OAPI (BF, BJ, CF, CG, CI, CM, GA, GN, GQ, GW, KM, ML, MR, NE, SN, TD, TG).

Declarations under Rule 4.17:

- as to applicant's entitlement to apply for and be granted a patent (Rule 4.17(ii))
- as to the applicant's entitlement to claim the priority of the earlier application (Rule 4.17(iii))

(54) Title: STAND ALONE THERMOFORMING SEPARATOR FILM



FIG. 1A

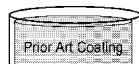


FIG. 1B

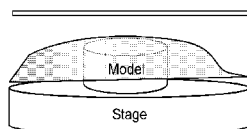


FIG. 1C



FIG. 1D

(57) Abstract: Improved separator film compositions, methods and systems for use in producing thermoformed dental appliances are disclosed.



**Published:**

- *with international search report (Art. 21(3))*
- *before the expiration of the time limit for amending the claims and to be republished in the event of receipt of amendments (Rule 48.2(h))*

## **STAND ALONE THERMOFORMING SEPARATOR FILM**

### **CROSS-REFERENCE TO RELATED APPLICATIONS**

**[0001]** This application claims the benefit of U.S. Provisional Application No. 62/791,798 filed January 12, 2019, incorporated herein by reference in its entirety.

### **TECHNICAL FIELD**

**[0002]** Improved separator film compositions, methods and systems for use in producing thermoformed articles.

### **BACKGROUND**

**[0003]** Thermoforming is a process whereby a heated thermoplastic sheet material is formed over a mold, which may be either male or female, to impart a desired shape to the sheet which is subsequently cooled to lock in that shape resulting in a thermoformed article.

**[0004]** It is necessary that the thermoformable sheet material not bond to the mold, be easily released, that there be no transfer of material or chemical reaction between the mold and the thermoformable sheet material, and that imperfections in the mold not be transferred to the thermoformed part.

**[0005]** A particular area of interest is the production of dental or orthodontic appliances including but not limited to aligners, retainers, splints, sports mouth guards, indirect bonding appliances and bleaching trays. Such dental and orthodontic appliances can be custom-made to fit a patient by using a model of the patients' dentition as the mold for thermoforming.

**[0006]** To facilitate the molding and removal of thermoformed articles from models, separator films (also referred to as "separation films"), may be used. Such separator films are commonly applied as a liquid by spraying, dipping, or painting a film forming material onto the model. Often it is then necessary to allow the separating material to dry or cure before it can be thermoformed over. Examples of commercial separator film products include: Co-Sep liquid separator marketed by CG America and Triad Mold Release Agent,

marketed by Dentsply. US patent 2,432,688 describes an alginate based release (or separator) film which may be applied to models. Other commercial dental separator materials may be polymer solutions or emulsions, dispersed waxes, dispersed silicone polymers, surfactants or other agents.

**[0007]** Separator films used to prevent chemical reactions or transfer of materials occurring between a model and the thermoformed article, include various block out materials such as wax or putty may be applied to a model to cover undercut areas or make other modifications.

**[0008]** Some dental thermoformable sheet materials, for example polyester, acrylic or polycarbonate, may be supplied with one or more surfaces covered with a protective film to prevent scratching or surface abrasion during shipping and handling. These films are typically a polyolefin such as polyethylene with a low tack adhesive used to fix them to the film. In general, the adhesive is an acrylic pressure sensitive adhesive, a rubber-based material, or a soft polymer. In addition to providing handling protection, some of these films can act as a separator film provided that they are compatible with thermoforming and do not become permanently bonded during the thermoforming process or stick to the model. These films must be carefully selected and pre-applied to the thermoformable material, typically by heat or pressure lamination adding an additional step in production. An example of a dental thermoformable sheet with integrated separation film is the "Track A and Track B" materials marketed by Forestadent, Germany, which is a copolyester thermoformable sheet with a polyethylene protective film.

**[0009]** In the case where the model (or mold) to be thermoformed on is not smooth, for example when made by 3D printing, or cast from plaster or dental stone, an undesired optical finish may be transferred to the thermoformed article. This is particularly a problem in the manufacture of orthodontic aligners. The undesirable surface finish may make the aligner look hazy or grey. Additionally, the rough surface may promote deposition of calcium deposits from saliva and provide difficult to clean surfaces where bacteria may accumulate.

**[0010]** Some types of thermoformable sheet material are not available with protective liners due to their resistance to adhesion, or they may be chemically incompatible with

the liner material or the adhesive used to attach it. It can be time consuming and costly to apply a protective film to thermoformable sheets and the process typically requires specialized equipment.

**[0011]** Although many separator films are on the market, there remains a need for a separator film that is cost effective, improves surface quality, does not require time consuming additional manufacturing steps and can be used with a wide variety of models and thermoformable materials. A particular need exists for such a separator film for use in the manufacture of dental appliances.

### **BRIEF SUMMARY**

**[0012]** Detached releasable separator films for use in thermoforming dental appliances are provided.

**[0013]** The detached releasable separator films may comprise a polyolefin having an average thickness of from about 37 to 75 microns; a minimum X or Y dimension of about 110 mm; a maximum X or Y dimension of about 150 mm; a melting point of from about 80°C to about 160°C; a modulus of from about 50 to 700 MPa; and a MD and XD orientation of less than 100%.

**[0014]** The detached releasable separator film may comprise a single layer; two or more layers wherein one layer has a higher melting point than another layer; or three layers or more layers wherein an inner layer has a higher melting point than either outer layer.

**[0015]** The detached releasable separator film may further comprise one or more of the following characteristics: a trouser tear strength of greater than 20 N/mm (Newtons/mm); two or more radial slits, each greater than about 10 mm in length; two or more triangular cuts, comprising from about 5% to about 50% of the total area; a conical or spherical shape wherein the Z axis has a height of greater than about 10 mm; a slip or mold release agent selected from the group of amides, esters and siloxanes; or from 0.1 to 2 % of an anti-block additive selected from silica, diatomaceous earth, talc, and calcium carbonate.

**[0016]** The detached releasable separator film may comprise a polyethylene and have a melt index according to ASTM D1238 at a temperature of 230 °C with a load of 2.16 Kg of less than 10, preferably less than 5, or less than 1.

[0017] The detached releasable separator film may be provided as a “stack” or plurality of individual separator films provided between aligner materials, wherein the aligner materials may be the same or different.

[0018] Also provided are methods and systems for producing a thermoformed article using a detached releasable separator film as described herein.

[0019] According to one embodiment, a detached releasable separator film for use in thermoforming a dental appliance is provided that includes (a) a material having a melt index according to ASTM D1238, at a temperature of 230°C with a load of 2.16 Kg, of less than 10; and (b) a trouser tear strength of greater than 20 N/mm.

[0020] According to another embodiment, a detached releasable separator film for use in thermoforming a dental appliance is provided that includes (a) a material having a melt index according to ASTM D1238, at a temperature of 150°C, with a load of 2.16 Kg, of from about 2 to 50; and (b) a trouser tear strength of greater than 20 N/mm.

[0021] According to yet another embodiment, a method of producing a thermoformed article is provided. The method includes the steps of: positioning a detached releasable separator film over a male or female dental mold or model; heating a thermoformable sheet material to a temperature greater than the melting point of the detached releasable separator film; thermoforming the heated sheet material over the detached releasable separator film and mold or model in a thermoforming device; separating the thermoformed article from the mold or model; and removing the detached releasable separator film from the thermoformed article and the mold or model, producing a thermoformed article.

[0022] According to a further embodiment, a system for producing a thermoformed dental appliance is provided that includes a male or female mold or model; a thermoformable sheet material; a detached releasable separator film comprising (i) a material having a melting point which is lower than a thermoforming temperature of the thermoformable sheet material; and (ii) a trouser tear strength of greater than 20 N/mm; and a thermoforming device.

[0023] Reference to the remaining portions of the specification, including the drawings and claims, will realize other features and advantages of the present invention. Further features and advantages of the present invention, as well as the structure and operation of various embodiments of the present invention, are described in detail below with

respect to the accompanying drawings. In the drawings, like reference numbers indicate identical or functionally similar elements.

### BRIEF DESCRIPTION OF THE DRAWINGS

[0024] Figure 1A is a schematic depiction of a prior art thermoformable sheet with a protective film laminated to, or bonded on one side.

[0025] Figure 1B is a schematic depiction of a thermoforming mold (model) coated with a release material.

[0026] Figure 1C is a schematic depiction of a side view of a stand-alone separator film placed over a thermoforming mold (model) before thermoforming.

[0027] Figure 1D is a schematic depiction of a separator film after thermoforming showing areas where the film has folded (exemplified by dark triangles).

[0028] Figure 2A is a schematic depiction of an exemplary separator film with 4 radial slits.

[0029] Figure 2B is a schematic depiction of an exemplary separator film with 4 triangular sections removed.

[0030] Figure 2C is a schematic depiction of a side view of an exemplary circular separator film having a cone shape.

[0031] Figure 2D is a schematic depiction of the side view of an exemplary separator film having a hemispheric shape.

[0032] Figure 2E is a schematic depiction of the top view of an exemplary separator film having creases to promote controlled folding.

[0033] Figure 3A is a schematic depiction of the top view of an exemplary separator film and model on a thermoforming stage.

[0034] Figure 3B is a schematic depiction of the top view of an exemplary separator film and model on a thermoforming stage.

[0035] Figure 4A is a schematic depiction of a single layer separator film.

[0036] Figure 4B is a schematic depiction of a two layer separator film. The "A" layer of a two layer separator film may be the same or different than the "B" layer of a two layer separator film, and the B layer may have higher melt flow than the A layer.

[0037] Figure 4C is a schematic depiction of a three or more layer separator film. A layer of a three or more layer separator film may be the same or different than the other layers of the separator film.

### DETAILED DESCRIPTION

[0038] All patents, publications, and patent applications cited in this specification are herein incorporated by reference as if each individual patent, publication, or patent application was specifically and individually indicated to be incorporated by reference in its entirety for all purposes.

[0039] Unless defined otherwise, all technical and scientific terms used herein have the same meaning as commonly understood by one of ordinary skill in the art to which the invention pertains. Other methods and materials similar, or equivalent, to those described herein can be used in the practice of the present invention.

[0040] In describing and claiming the present invention, the following terminology will be used in accordance with the definitions set out below.

[0041] As used in this specification and the appended claims, the use of the terms “a” and “an” and “the” and similar referents in the context of describing the disclosed embodiments (especially in the context of the following claims) are to be construed to cover both the singular and the plural, unless otherwise indicated herein or clearly contradicted by context. The terms “comprising,” “having,” “including,” and “containing” are to be construed as open-ended terms (i.e., meaning “including, but not limited to,”) unless otherwise noted. The term “connected” is to be construed as partly or wholly contained within, attached to, or joined together, even if there is something intervening. The phrase “based on” should be understood to be open-ended, and not limiting in any way, and is intended to be interpreted or otherwise read as “based at least in part on,” where appropriate. Recitation of ranges of values herein are merely intended to serve as a shorthand method of referring individually to each separate value falling within the range, unless otherwise indicated herein, and each separate value is incorporated into the specification as if it were individually recited herein. All methods described herein can be performed in any suitable order unless otherwise indicated herein or otherwise clearly contradicted by context. The use of any and all examples, or exemplary language (e.g., “such as”) provided herein, is intended merely to better illuminate embodiments of the disclosure and does not pose a

limitation on the scope of the disclosure unless otherwise claimed. No language in the specification should be construed as indicating any non-claimed element as essential to the practice of the disclosure.

**[0042]** The term "aligner" is used with reference to a tight-fitting custom-made shell that fits over the teeth and is used in orthodontic treatment.

**[0043]** The term "dental appliance" is used herein with reference to any device placed in or on the teeth or gums of a subject. Dental appliances include but are not limited to orthodontic, prosthetic, retaining, snoring/airway, cosmetic, dentures, therapeutic and habit-modification devices.

**[0044]** The expressions "modulus", "Young's modulus", and "elastic modulus" are used herein with reference to the rigidity of a material and/or resistance of the material to stretching. The higher the modulus of the material, the more rigid. For polymers, the mechanical properties including elastic modulus and other properties may be measured as proscribed by ASTM D 638 or in the case of softer materials the 1% secant modulus may be measured as proscribed by ASTM D882.

**[0045]** The term "flexural modulus" is used herein with reference to the rigidity of a material and/or resistance of the material to deformation in bending. The higher the flexural modulus of the material, the more resistant to bending it is. For an isotropic material the flexural modulus and elastic modulus are nearly the same. Flexural modulus may be measured by the test listed in ASTM D790, and uses units of force per area. Unless designated otherwise, "modulus" refers to elastic modulus.

**[0046]** The terms "mold", "model" and "substrate" are used interchangeably herein with reference to objects used to impart desired shapes to materials during a forming operation such as thermoforming or compression or injection molding.

**[0047]** The term "polymeric sheet" is used interchangeably herein with the term "plastic sheet".

**[0048]** The term "releasable film" as used herein means a film which after application to a substrate can be substantially removed without damage to either the substrate or the film itself.

**[0049]** The term "retainer" is used herein with reference to a dental appliance used to hold teeth in their correct position especially following orthodontic treatment.

**[0050]** The term "separator film" as used herein refers to materials that form a physical barrier between a model and one or more materials being formed over the model.

**[0051]** The term "shell" is used herein with reference to polymeric shells which fits over the teeth and are removably placeable over the teeth.

**[0052]** The term, "thermoforming temperature", as used herein means the temperature of a polymeric sheet when it is thermoformed.

**[0053]** The term "thermoplastic polymer" is used herein to denote a polymer which is relatively hard at a lower temperature, which becomes pliable or moldable when subjected to heat and pressure, and again becomes relatively hard when cooled, provided that the heat and pressure do not chemically alter the polymer.

**[0054]** The term "thermosetting polymer" is used herein to denote a polymeric composition which is a solid or viscous material at a relatively low temperature and which, when subjected to heat and/or suitable radiation, and/or when the material undergoes one or more chemical reactions, changes irreversibly into an infusible polymer network. The term thermoset polymer is used to denote a cured thermosetting polymer.

**[0055]** The terms "tooth" and "teeth" include natural teeth, including natural teeth which have been modified by fillings or by crowns, implanted teeth, artificial teeth that are part of a bridge or other fitting secured to one or more natural or implanted teeth, and artificial teeth that may be permanent or are part of a removable fitting.

**[0056]** The improved compositions, methods and systems described herein provide a solution to an unmet need in the thermoforming and dental appliance fabrication industries. Currently, a thermoplastic sheet is placed over a model and thermoformed to make a thermoformed article. It is difficult to make a clean thermoformed part that lacks surface imperfections and is clear. Frequently, upon removal of the thermoformed article from the model, wax or another material is transferred to the thermoformed article and/or imperfections such as ridges are present in the thermoformed article resulting in undesired cosmetic and/or optical properties. In addition, it is often difficult to remove the thermoformed article from the model due heat and pressure induced adhesion or topological factors.

**[0057]** The compositions, methods and systems disclosed herein are cost effective, provide for (1) improved surface quality and optical transparency of thermoformed articles; (2) ease of removal from the model and thermoformed article; (3) physical, and or chemical isolation between a model and a thermoformed article; (4) good tear and splitting resistance; (5) do not require time consuming additional manufacturing steps; and (6) can be used with a wide variety of models and thermoformable materials.

**[0058]** Currently, when a separator film is useful or required during the thermoforming process and is not provided on the thermoformable sheet being used, the user must resort to one of two methods which require additional steps and cost.

**[0059]** The user may thermoform a thin inert plastic sheet over the model, allow it to cool and then thermoform a second time with the desired thermoformable material on top.

**[0060]** In the dental appliance field, an example of such a sheet is Isofolan™, a 0.1 mm thick polyethylene sheet, available from Great Lakes Orthodontics and Scheu Dental. A description of a process where a thin inert plastic sheet is thermoformed over the model is provided in US 7,758,346 B1. It is well known in the field of thermoforming dental appliances that a plastic film, such as Isofolan must be heated above its melting point to be formed over a model, and that acceptable adaptation further requires pressure or vacuum forming. A test to evaluate this approach is described in Example 1 and the results indicated that the process does not work well.

**[0061]** Alternatively, the user may apply a liquid separator material to the model, for example, the Triad Mold Release Agent available from Dentsply, and allow it to dry before thermoforming. A number of liquid separating films are on the market, however, they typically require time consuming drying before molding and careful cleaning to remove residues after thermoforming. Additionally, most liquid separator materials do not address optical defects in the model or thermoformed appliance.

**[0062]** The compositions, methods and systems disclosed herein allow a user to rapidly complete the thermoforming process in a single step, resulting in a clear thermoformed article that has little to no surface imperfections and is easily removed from the model after thermoforming. These compositions, methods and systems rely on use of the separator films detailed herein such that the user can simply place the film on top of the model before thermoforming.

**[0063]** Common deficiencies in the prior art include a lack of optical transparency (cloudiness) of thermoformed parts, a lack of ready (easy) removal from the model and/or thermoformed article, and the presence of crease lines on the thermoformed article.

**[0064]** Crease lines are generally the result of folding of the separator film resulting in differing thicknesses such that crease lines result where folding occurs. It is desirable to limit the amount of folding. As disclosed herein, folding is minimized by using separator films, for example: (1) having slits in the outer portion of the film in the radial direction; (2) with removal of pie slice shaped sections; (3) with radial creases; (4) where removal of a triangular shaped section that is converted to a cone shape; (5) that are concave to better fit over models; and (6) that are flute shaped and conform better to the model. See e.g., Figs. 2 A, B, C, D, and E.

**[0065]** Separator films may be circular, rectangular, square or another shape and may be smaller or larger than the thermoplastic sheet being thermoformed.

**[0066]** The present disclosure is based on the discovery that many of the deficiencies in prior art separator films can be reduced or eliminated with the improved separator films described herein.

**[0067]** In one embodiment, the separator film is a detached releasable separator film, for example a detached releasable polyolefin separator film.

**[0068]** In one embodiment, the detached releasable separator film has a melting point which is lower than the thermoforming temperature.

**[0069]** In one embodiment, the melting point which is lower than the thermoforming temperature is from about 60°C to about 200°C, about 70°C to about 160°C, about 80°C to about 150°C, 70°C, 75°C, 80°C, 85°C, 90°C, 95°C, 100°C, 105°C, 100°C, 115°C, 120°C or 125°C.

**[0070]** In one embodiment the film comprises a polypropylene co-polymer having a melting point of from about 120°C to about 160°C and a melt index according to ASTM D 1238 (at 230°C with a load of 2.16 Kg) of less than 10, less than 5, less than 1.

**[0071]** In one embodiment, the detached releasable separator film has a melt index measured according to ASTM D1238 (at 150°C, with a load of 2.16 Kg) of from about 1 to 50, 2 to 50, or 5 to 30. The detached releasable separator film melt index may be greater than 10, greater than 20, or greater than 30.

**[0072]** In one embodiment, the detached releasable separator film has a melt index measured according to ASTM D1238 (at 230°C, with a load of 2.16 Kg) of less than 10, preferably less than 5, and preferably less than 1.

**[0073]** In one embodiment, the detached releasable separator film comprises polyethylene (PE), for example, high density polyethylene, low density polyethylene, linear low density polyethylene including very low density polyethylene, ethylene co-polymers including polyethylene with one or more co-monomers, including but not limited to vinyl acetate, acrylic acid, methacrylic acid, methyl acrylate, ethyl acrylate, and butyl acrylate.

**[0074]** In one embodiment, the detached releasable separator film comprises an ethylene, alpha olefin copolymer wherein the co-monomer is one or more of propylene, butene, hexene or octane.

**[0075]** In one embodiment the detached releasable separator film comprises a polypropylene, for example, a random co-polymer or block co-polymer, having a melting point from about 60°C to about 150°C.

**[0076]** In one embodiment, the detached releasable separator film is a polyolefin film comprising polyethylene or a polyethylene co-polymer wherein the co-monomer is one or more of vinyl acetate, methyl, ethyl or butyl acrylate, acrylic acid or methacrylic acid, propylene, butene, hexene or octene.

**[0077]** In one embodiment, the detached releasable separator film comprises a modulus of from about 50 to 700 MPa, for example, 100 MPa, 150 MPa, 200 MPa, 250 MPa, 300 MPa, 400 MPa, or 500 MPa.

**[0078]** In one embodiment, the detached releasable separator film comprises a MD (“machine direction”) and TD (“transverse direction”) orientation of less than about 100%, 50%, or 25%.

**[0079]** In one embodiment, the detached releasable separator film has a trouser tear strength of greater than 20 N/mm (Newtons/mm).

**[0080]** In one embodiment, the detached releasable separator film comprises a single layer.

**[0081]** In one embodiment, the detached releasable separator film is a polyolefin with an average thickness of from about 37 to 75 microns ( $\mu$ ).

**[0082]** In one embodiment, the detached releasable polyolefin separator film has one or more of a melting point of from about 80°C to about 125°C, a modulus of from about 50 to 700 MPa and a MD and TD orientation of less than 100%, and in some cases less than about 50%.

**[0083]** In one embodiment, the detached releasable separator film has a minimum X or Y dimension of about 110 mm and a maximum X or Y dimension of about 150 mm.

**[0084]** In one embodiment, the detached releasable separator film comprises two or more layers and one layer has a higher melting point than the other layer. In one example of this embodiment, one of the layers has a melt index of greater than 10.

**[0085]** In one embodiment, the detached releasable separator film comprises three layers and the inner layer has a higher melting point than either outer layer.

**[0086]** In one embodiment, the detached releasable separator film comprises two or more radial slits, for example, slits greater than about 10 mm in length.

**[0087]** In one embodiment, the detached releasable separator film comprises two or more triangular cuts, for example, cuts comprising from about 5% to about 50% of the total area.

**[0088]** In one embodiment, the detached releasable separator film comprises a conical or spherical shape and the Z axis may have a height of greater than about 10 mm.

**[0089]** In one embodiment, the detached releasable separator film comprises a slip or mold release agent selected from the group of amides, esters and siloxanes.

**[0090]** In one embodiment, the detached releasable separator film comprises from 0.1 to 2% of an anti-block additive selected from silica, diatomaceous earth, talc, or calcium carbonate.

**[0091]** The detached releasable separator films disclosed herein have one or more of the characteristics described in the embodiments listed above.

**[0092]** In one embodiment, a detached releasable separator film for use in thermoforming dental appliances comprises a polyolefin having an average thickness of from about 37 to 75 microns, a minimum X or Y dimension of about 110 mm, a maximum X or Y dimension of about 150 mm, a melting point of from about 80°C to about 160°C, a modulus of from about 50 to 700 MPa and a MD and XD orientation of less than 100%, and in some cases less than about 50%.

**[0093]** In one embodiment, a detached releasable separator film having one or more of the characteristics described in the embodiments listed above is used in a method of producing a thermoformed article, e.g., a dental appliance.

**[0094]** In one embodiment of the method, a detached releasable separator film is positioned over a male or female dental mold or model and a thermoformable sheet material is heated to a temperature greater than the melting point of the releasable separator film in a pressure or vacuum thermoforming device and placed over the releasable separator film and the mold or model to produce a thermoformed article. After thermoforming, the separator film is removed from the thermoformed article and from the model.

**[0095]** In one embodiment of the method, the detached releasable separator film is removed from the thermoformed article and the model without a chemical reaction occurring between the thermoformable sheet material and the model.

**[0096]** In one embodiment of the method, the detached releasable separator film is removed from the thermoformed article and the model without transfer of material from the model to the thermoformable thermoformed article.

**[0097]** In one embodiment of the method, the detached releasable separator film is removed from the thermoformed article and the model wherein the surface roughness of the thermoformed part is reduced relative to the model.

**[0098]** In one embodiment of the method, detached releasable the separator film is removed from the thermoformed article and the model wherein the gloss of the thermoformed part is increased relative to a thermoformed part formed without the separator film.

**[0099]** In one embodiment, a detached releasable separator film having one or more of the characteristics described in the embodiments listed above is a component of a system for producing a thermoformed article, e.g., a dental appliance.

**[00100]** In one embodiment, the system comprises (a) a male or female mold or model; a detached releasable polyolefin separator film; a polymeric thermoformable sheet material; and a thermoforming device.

**[00101]** Dental appliances may be constructed by thermoforming a thermoformable polymeric sheet material over a model of one or more teeth. The thermoformable

polymeric sheet material may comprise one or more layers. The thermoforming process may be carried out using a pressure thermoforming device (“thermoformer”) or a vacuum thermoforming device or a combination of vacuum and pressure

**[00102]** Thermoforming of sheets to produce test samples or dental appliances may be performed for example using a “Biostar” pressure thermoformer available from Great Lakes Orthodontics using procedures commonly used in the industry.

**[00103]** Examples of commonly used thermoformable sheet materials include Zendura A (a rigid polyurethane available from Bay Materials, LLC), Essix Ace (a polyester available from Dentsply), Duran (a polyester available from Schue Dental) and Imprelon, (a polystyrene available from Scheu Dental).

**[00104]** Exemplary materials for use in construction of the detached releasable separator films disclosed herein include, but are not limited to, polyethylene (PE) including high density polyethylene, low density polyethylene, linear low density polyethylene including very low density polyethylene, ethylene co-polymers including polyethylene with one or more comonomers including, but not limited to vinyl acetate, acrylic acid, methacrylic acid, methyl acrylate, ethyl acrylate, and butyl acrylate, alpha olefins including propylene, butene, hexene and octene, and polypropylene including random co-polymers and block co-polymers, including ethylene or alpha olefin and propylene co-polymers having melting points from about 60°C to about 160°C.

**[00105]** Evaluation of Utility. To be useful as a stand-alone separator film a number of conflicting requirements must be attained simultaneously. After thermoforming, the film needs to remove cleanly from the substrate and the model, the thermoformed article should have a smooth surface with good optical appearance and the thermoformed article must conform closely to the dimensions of the model used. The improved separator films disclosed herein are detached releasable separator films that meet these requirements.

#### Exemplary Materials and Methods

**[00106]** Materials, methods, systems and examples for the manufacture of dental appliances are provided herein to illustrate the features of the improved release liner compositions, methods and systems disclosed herein.

**[00107]** Models for thermoforming may be, for example, plaster or 3D printed models, or any model where it is known to use separator films. In one illustrative embodiment, a tooth model is created by casting dental stone using a silicone dental impression according to standard methods routinely employed in the art. The cast model is trimmed and imperfections repaired. Alternatively, a model is produced by 3D printing or stereolithographic printing (SLA).

**[00108]** Thermoformable sheets may comprise one or more layers. Single layer thermoformable sheets, e.g., rigid polyurethane or polyester sheets may be prepared by extrusion or molding. Multilayer thermoformable sheets may be prepared by a number of means including without limitation, hot or cold lamination, adhesive lamination, melt lamination, coextrusion or other known methods. Sheets may be fully prepared before forming into an orthodontic appliance, or an appliance may be produced using a sequence of individual thermoforming steps to create multiple layers.

**[00109]** Thermoforming Process. Thermoforming of sheets to produce test samples or dental appliances was performed using a “Biostar” (Scheu Dental) pressure thermoformer available from Great Lakes Orthodontics using procedures commonly used in the industry and 0.76 mm thick Zendura A polyurethane as the thermoformable material (available from Bay Materials, LLC), unless otherwise stated.

**[00110]** Thermoforming may be conducted using different conditions, forms or models to vary draw ratio and part thickness. Multilayer dental appliances may be fabricated by multiple steps using single or multilayer thermoformable sheets or in a single step using multilayer thermoformable sheets or through one or more 3D printing processes or by sequential dip coating, spray coating, powder coating or similar processes known for producing films, sheets and 3D structures.

**[00111]** Orthodontic or geometric models were prepared by 3D printing, casting with a thermoset polyester resin, an epoxy casting resin, or were machined from polyacetal or aluminum.

**[00112]** Melt Index (MI) is a measure of the viscous flow of polymer at elevated temperature and may be measured according ASTM D1238. Melt Index may be measured under different conditions depending on the melting or softening point and viscosity of the

material. Unless otherwise indicated, melt index values were measured at 190°C with a load of 2.16 Kg, (condition E).

**[00113]** Melting Point. Thermal properties were measured using a differential scanning calorimeter at 10°C per minute and second heat results for melting onset, (Mp), and heat of fusion (J/g) reported.

**[00114]** Mechanical Properties. Unless otherwise specified, mechanical properties were measured using an Instron Materials tester.

**[00115]** Applicable test methods include; tensile properties, (ASTM D638), tear strength (ASTM D1938), and 90 degree peel adhesion strength was measured using an Instron materials tester at a speed of 5 cm per minute. It is understood that test modifications may be needed or desired depending on test sample geometry or properties and some reported tests may not be based on an ASTM standard.

**[00116]** Film orientation was determined by measuring sheet dimension in the machine and transverse direction before (Li) and after heat treating (La) at a temperature slightly below the melting point and calculating the percent reduction in length (shrinkage). Shrink (%) =  $100 \times [Li-La]/Li$ .

**[00117]** Optical and surface properties of materials before and after thermoforming over models with and without releasable films were judged by eye and reported or measured using a BYK Colorimeter and Gloss Meter or surface roughness gauge.

**[00118]** The force required to remove a thermoformed article from a model may be judged by hand or may be measured with the aid of a tensile tester and suitable fixturing.

**[00119]** Candidate separator films were obtained from commercial suppliers when possible, for example Isofolan from Schue Dental, Densilk form Reliance Orthodontics, by removal of protective films from commercial thermoformable sheet such as Essix Ace, or suppliers of plastic films. If suppliers did not report material composition measurement of infrared spectra and thermal properties (melting point) is used to determine their properties and composition.

**[00120]** Additional films were prepared by melt pressing known commercial polymer resins or by extrusion or co-extrusion of materials, for example by blown film co-extrusion using a multilayer die.

## EXAMPLES

[00121] The disclosure is further illustrated by the following examples. The examples are provided for purposes of example only. They are not to be construed as limiting the scope or content of the invention in any way.

### Comparative Examples

#### EXAMPLE 1A

[00122] A printed dental arch model approximately 20 mm tall was placed on the thermoforming stage of a Biostar pressure former (available from Great Lakes Orthodontics). Next, a 125 mm round sheet of Isofolan, 100 micron ( $\mu$ ) thick (polyethylene) was placed on top of the model. A sheet of Zendura thermoformable material 125 mm in diameter and 0.76 mm thick was heated and thermoformed over the model. The model was removed from the thermoformed sheet and the Isofolan was removed from the thermoformed sheet. Upon inspection it was observed that the Isofolan sheet had folded over itself in multiple locations over the teeth and gingival area of the thermoformed appliance (article). The thermoformed appliance was unacceptable because there were multiple crease lines on the areas covering the teeth. When the thermoformed appliance was placed back over the model it fit loosely, not snugly as required.

[00123] In contrast, using a more time-consuming process, the Isofolan sheet was first pressure formed over the model and allowed to cool. Then, a sheet of 0.76 mm Zendura was thermoformed over it, resulting in an appliance which was smooth, had no fold lines and fit more snugly. The snug fit was attributed to the fact that the Isofolan stretched and was significantly thinned during thermoforming.

[00124] This evaluation demonstrated that simply placing a thermoplastic film designed to be thermoformed over a model and then thermoforming on top of it produces a poor and unacceptable result.

#### EXAMPLE 1B

[00125] A second test was conducted using the commercial product, Densilk, available from Reliance Orthodontics. This material is a LDPE film 25 microns thick marketed for use in producing dentures by heat curing acrylic paste where it is desired to prevent acrylic resin from bonding to dental stone. This material is not marketed for or reported to have been used in thermoforming.

[00126] The Densilk film was placed over the printed model and evaluated in the same manner as the Isofolan. After removal of the printed model the Densik film was torn and difficult to remove from the thermoformable sheet. Additionally, the dental appliance showed numerous ridge lines on the inside matching the 3D print build lines of the model. It was apparent from this evaluation that simply placing a thermoplastic film designed to be used in casting acrylic resin into a plaster model is not acceptable as a separator film for thermoforming over printed dental appliances.

**EXAMPLE 2.** Preparation of Separator Film Samples.

Experimental separator films were sourced or prepared and characterized as listed in Table 1.

Table 1:

Film	Film Properties		Thickness (u)	Fold Lines on Part			Removal
	Melting Point	Melt Index (190°C)		Distance (mm)	Number	Depth (u)	Ease of Removal
Isofolan (HDPE)	132	< 0.5	100	23	14	89	Very Easy
LDPE	122	2	50	20	13	58	Very Easy
LDPE	120	30	50	18	12	41	Very Easy
LLDPE	112	35	50	20	13	33	Easy
LDPE + Branched LDPE	80	73	50	17	9	20	Moderate
EVA (28% VA)	80	120	50	15	9	15	Difficult
Ethylene co butyl acrylate	93	9	50	18	12	25	Difficult
SIS block co-polymer	NA	<1	50	34	13	75	Very Easy

[00127] Additional films were prepared by compression molding commercial pellets of polyethylene and ethylene vinyl acetate (EVA) co-polymers having known compositions and melt index values.

### **EXAMPLE 3. Effect of Separator Film Thickness on Gloss**

[00128] A smooth polyacetal block was fabricated having approximate L x W x H dimensions of 80 mm x 50 mm x 10 mm. Zendura A polyurethane sheets were thermoformed over the block, cooled and removed. The gloss value of the surface formed against the block was measured. Next, a polyester mesh fabric was placed over the block and thermoformed onto it and the resulting surface gloss was measured. Then, candidate separator films were placed on top of the polyester fabric and thermoforming onto the fabric was conducted as before. The films were separated, the separation force was noted and the gloss level of the thermoformed sheet was measured. The results as shown in Table 2 demonstrate that: Films less than about 30 microns thick may not provide a smooth surface and high gloss; a moderate (< 18%) level of vinyl acetate improved flow and gloss; higher levels of vinyl acetate caused the film to adhere to the polyester fabric and the thermoform sheet; and the multilayer film exhibited improved strength and removability while maintaining good optical properties.

[00129] Table 2.

Film Designation	Film Composition	Film Construction	Film Thickness (u)	Gloss	Ease of Removal
None	NA	NA	NA	11	NA
LDPE	LDPE	Monolayer	12.5	13	Difficult
Densilk	LDPE	Monolayer	25	41	Easy
LDPE	LDPE	Monolayer	50	101	Easy
Isofolan	HDPE	Monolayer	100	112	Very Easy
EVA 18	EVA (18% VA)	Monolayer	75	124	Difficult
FT 8000-15C	LDPE:EVA (18% VA)	Monolayer	75	126	Poor
FT1975	LLDPE +EVA (9%)	Monolayer	75	137	Fair
FT2004	EVA (9%) / LLDPE / EVA (9%)	Three Layer	50	112	Easy
Low MI PP	Random Copolymer PP with MI of 0.5	Monolayer	50	120	Easy

**Example 4. Effect of film size and shape on crease lines.**

[00130] If the film folds or forms creases during thermoforming the crease lines pattern may be transferred to the thermoformed article which is undesirable. The size of the film was not expected to have a significant effect as that does not change any of the film’s inherent properties. Films were prepared having different shapes, sizes and configurations from a 50 micron multilayer film (FT 2004) and tested by thermoforming over a trapezoidal cylinder with a height of 24 mm a base of 44 mm and a top of 41mm. The distance, number and depth of crease marks on the thermoformed parts are listed in Table 3.

[00131] Table 3.

Film dimension (mm)	Shape	Alterations	Crease length (mm)	# of Creases
110	Circle	None	22	20
110	Circle	4 radial slits	21	14
110	Circle	Fluted	19	18
110	Circle	4 triangular cuts	19	16

110	20 mm high cone	None	18	12
125	Circle	None	18	18
125	Circle	4 triangular cuts	16	14
140	Square	None	18	12
125	Partial Hemisphere	Height 30 mm	12	8

[00132] Surprisingly the results showed that the size of the film and even the shape has a strong effect on its performance. Specifically, the performance was better as film increased from 110 mm to 125 mm, however films greater than about 125 mm were prone to blocking air flow. Additionally, the inventors discovered that slitting the perimeter of the film reduced amount and number of surface defects. Further improvement were observed when triangular sections were removed from the perimeter of the film.

[00133] Additional advantageous results were obtained by pleating the film, making it cone or bowl shaped with a Z axis height of > about 10 mm. One skilled in the art can prepare other related geometric improvements that allow the sheet to more readily conform to the model being used.

#### **EXAMPLE 5. Effect of Film on Ease of Separation**

[00134] Tests were conducted to measure the ability of the films to facilitate separation of thermoformed sheets from a polyester fabric. Various thermoformable sheets were thermoformed over a polyester fabric placed on an acetal block with and without test separator films as reported in Table 4.

[00135] Table 4

<b>Thermoformable Sheet</b>	<b>Sheet Composition</b>	<b>Model</b>	<b>Surface Layer</b>	<b>Film</b>	<b>Removal Force (g)</b>
Zendura A	Polyurethane	Acetal Block	PET Fabric	None	577
Zendura A	Polyurethane	Acetal Block	PET Fabric	FT 2004	34
Essix Ace	Polyester	Acetal Block	PET Fabric	None	469
Essix Ace	Polyester	Acetal Block	PET Fabric	FT 2004	28
Zendura A	Polyurethane	Acetal Block	PET Fabric	EVA (18% VA)	Film Tears
Polycarbonate	Polycarbonate	Acetal Block	PET Fabric	None	368
Polycarbonate	Polycarbonate	Acetal Block	PET Fabric	FT 2004	34

[00136] Separator films with low polarity levels produce higher gloss surfaces and significantly reduced the force required to separate the model from the thermoformed article. Multilayer films with a relatively polar outer skin and non polar inner layer performed particularly well.

**EXAMPLE 6.** Dual Function Separator Film.

[00137] Separator films were evaluated for utility as protective film by direct application to thermoformable sheets before thermoforming.

[00138] A three layer film was prepared having an A and C layer comprised of 93% of an and EVA with a melt index of 2.5 having 18% vinyl acetate, 5 % of a LLDPE with a melting point of 97 C having a melt index of 2 and 0.5% of erucamide slip agent and 1.5% of silica as antiblock (COEX 18). The B layer was an LLDPE with a melting point of 107 C having a MI of 2 and containing 0.5% of erucamide. Each of the A, B and C layers were 25 microns providing a total thickness of 75 microns.

[00139] Two additional films were prepared adjusting the ratio of 18% EVA and LLDPE such that the outer layers contained 12% and 9% of VA. These materials are referred to as COEX 18, COEX 12 and COEX 9.

[00140] Two commercial protective films were obtained from Novacel, 9026 and 9884 Novacell 9026 is a polyethylene film having a very low tack adhesive which has an FTIR spectrum consistent with polyethylene. Novacel 9884 is a polyethylene film having a low tack acrylic adhesive. Both films are marketed for use in protecting thermoformable sheets

[00141] Films 50 microns thick were prepared from Elvax 240, 28% VA containing EVA with a melt Index of 43 and a melting point of 74°C, designated EVA 28. Films were prepared from Elax 460, 18% VA having a MI of 2.5 and a melting point of 84°C, designated EVA 18

[00142] Films were prepared from Elvax 240 and Elvax 460 as above with added 0.5% Incroslip SL a proprietary slip additive manufactured by Croda and with 5% of Dow Corning HMB-6301 Masterbatch a non-migrating silicone slip additive.

[00143] The prepared films were heat laminated to Zendura polyurethane and removal force tested before and after thermoforming. To be useful the film must bond sufficiently

to the thermoformable sheet to withstand handling, and yet after thermoforming must remove cleanly without tearing or leaving a residue. The preferred initial adhesion level is around 10 grams/ inch after lamination. Lower levels of adhesion are not adequate to keep the film attached during handling. Values greater than about 50 g/cm are too high as it can be difficult to remove. After thermoforming ideally, the adhesion levels do not change, however values less than about 100 g/cm are acceptable. Higher values are unacceptable and usually result in the film tearing or splitting during removal. Results are shown in Table 5.

[00144] Table 5

Film	Peel Force		Utility
	After Lamination	After Thermoforming	Pass / Fail
COEX 18	10.2	> 200	Fail
COEX 12	5.5	136.2	Fail
COEX 9	10.2	15.4	Pass
Novacel 9026	3.9	18.5	Fail
Novacel 9084	62.6	>200	Fail
EVA 28	47.2	> 200	Fail
EVA 18	12	184.0	Fail
EVA 28 + Slip	50	138	Fail
EVA 18 + Slip	12	25	Pass
EVA 18 + Silicone	12	36	Pass
EVA 28 + Silicone	22.8	87.0	Pass

[00145] The results demonstrate that the presence of high levels of polar monomers is undesirable, the advantage of multilayer films in achieving a balance of adequate adhesion and clean removability. Additionally, they show that addition of slip agents can maintain a controlled level of adhesion after laminating and thermoforming even in the presence of polar monomers

## WHAT IS CLAIMED IS:

1. A detached releasable separator film for use in thermoforming a dental appliance, comprising:
  - (a) a material having a melt index according to ASTM D1238, at a temperature of 230°C with a load of 2.16 Kg, of less than 10; and
  - (b) a trouser tear strength of greater than 20 N/mm.
  
2. A detached releasable separator film for use in thermoforming a dental appliance, comprising:
  - (a) a material having a melt index according to ASTM D1238, at a temperature of 150°C, with a load of 2.16 Kg, of from about 2 to 50; and
  - (b) a trouser tear strength of greater than 20 N/mm.
  
3. The detached releasable separator film of claim 1 or 2, comprising:
  - (a) a material having a melting point which is lower than a thermoforming temperature of a material used to make the dental appliance.
  
4. The detached releasable separator film of any one of claims 1 to 3, wherein the material comprises a polypropylene co-polymer.
  
5. The detached releasable separator film of any one of claims 1 to 3, wherein the material is a polyolefin.
  
6. The detached releasable separator film of claim 5, comprising:
  - (a) a polyolefin having an average thickness of from about 37 to 75 microns;
  - (b) a minimum X or Y dimension of about 110 mm;
  - (c) a maximum X or Y dimension of about 150 mm;
  - (d) a melting point of from about 80°C to about 160°C;
  - (e) a modulus of from about 50 to 700 MPa; and
  - (f) a machine direction (MD) and transverse direction (XD) orientation of less than

100%.

7. The detached releasable separator film of any one of claims 1 to 6, comprising a single layer.

8. The detached releasable separator film of any one of claims 1 to 6, comprising two or more layers wherein one layer has a higher melting point than another layer.

9. The detached releasable separator film of any one of claims 1 to 6, comprising three layers wherein the inner layer has a higher melting point than either outer layer.

10. The detached releasable separator film of any one of claims 1 to 6, comprising one or more of:

(a) two or more radial slits, each greater than about 10 mm in length;

(b) two or more triangular cuts, comprising from about 5% to about 50% of the total area; .

(c) a conical or spherical shape wherein the Z axis has a height of greater than about 10 mm;

(d) a slip or mold release agent selected from the group of amides, esters and siloxanes; and

(e) from 0.1 to 2 % of an anti-block additive selected from silica, diatomaceous earth, talc, and calcium carbonate.

11. A method of producing a thermoformed article, comprising the steps of:

(a) positioning a detached releasable separator film over a male or female dental mold or model;

(b) heating a thermoformable sheet material to a temperature greater than the melting point of the detached releasable separator film;

(c) thermoforming the heated sheet material over the detached releasable separator film and mold or model in a thermoforming device;

- (d) separating the thermoformed article from the mold or model; and
- (e) removing the detached releasable separator film from the thermoformed article and the mold or model, producing a thermoformed article.

12. The method of claim 11, wherein the method comprises a single thermoforming step.

13. The method of claim 11 or 12, wherein the detached releasable separator film comprises:

- (a) a material having a melt index according to ASTM D1238, at a temperature of 230°C with a load of 2.16 Kg, of less than 10; and
- (b) a trouser tear strength of greater than 20 N/mm.

14. The method of claim 11 or 12, wherein the detached releasable separator film comprises:

- (a) a material having a melt index according to ASTM D1238, at 150°C, with a load of 2.16 Kg, from about 2 to 50; and
- (b) a trouser tear strength of greater than 20 N/mm.

15. The method of any one of claims 11 to 14, wherein the detached releasable separator film material comprises a polypropylene co-polymer.

16. The method of any one of claims 11 to 14, wherein the detached releasable separator film material comprises a polyolefin.

17. The method of any one of claims 11 to 16, wherein the detached releasable separator film comprises:

- (a) an average thickness of from about 37 to 75 microns;
- (b) a minimum X or Y dimension of about 110 mm;
- (c) a maximum X or Y dimension of about 150 mm;
- (d) a melting point of from about 80°C to about 160°C;

- (e) a modulus of from about 50 to 700 MPa; and
  - (f) a machine direction (MD) and transverse direction (XD) orientation of less than about 100%.
18. The method of any one of claims 11 to 17, wherein the detached releasable separator film comprises a single layer.
19. The method of any one of claims 11 to 17, wherein the detached releasable separator film comprises two or more layers wherein one layer has a higher melting point than another layer.
20. The method of any one of claims 11 to 17, wherein the detached releasable separator film comprises three layers wherein the inner layer has a higher melting point than either outer layer.
21. The method of any one of claims 11 to 17, wherein the detached releasable separator film comprises one or more of:
- (a) two or more radial slits, each greater than about 10 mm in length;
  - (b) two or more triangular cuts, comprising from about 5% to about 50% of the total area; .
  - (c) a conical or spherical shape wherein the Z axis has a height of greater than about 10 mm;
  - (d) a slip or mold release agent selected from the group of amides, esters and siloxanes; and
  - (e) from 0.1 to 2 % of an anti-block additive selected from silica, diatomaceous earth, talc, and calcium carbonate.
22. A system for producing a thermoformed dental appliance, comprising,
- (a) a male or female mold or model;
  - (b) a thermoformable sheet material;
  - (c) a detached releasable separator film comprising (i) a material having a melting point which is lower than a thermoforming temperature of the thermoformable sheet

material; and (ii) a trouser tear strength of greater than 20 N/mm; and

(d) a thermoforming device.

23. The system of claim 22, wherein the detached releasable separator film further comprises:

(a) a minimum X or Y dimension of about 110 mm;

(b) a maximum X or Y dimension of about 150 mm;

(c) a melting point of from about 80°C to about 160°C;

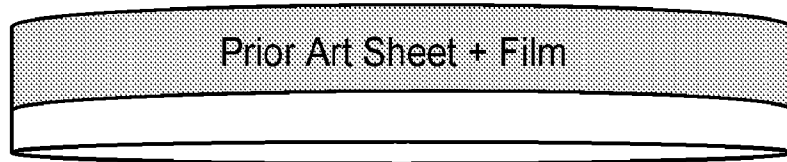
(d) a modulus of from about 50 to 700 MPa; and

(e) a machine direction (MD) and transverse direction (XD) orientation of less than 100%.

24. The system of claim 22, wherein the material of the detached releasable separator film has a melt index according to:

i) ASTM D1238, at a temperature of 230 °C with a load of 2.16 Kg, of less than 10; or

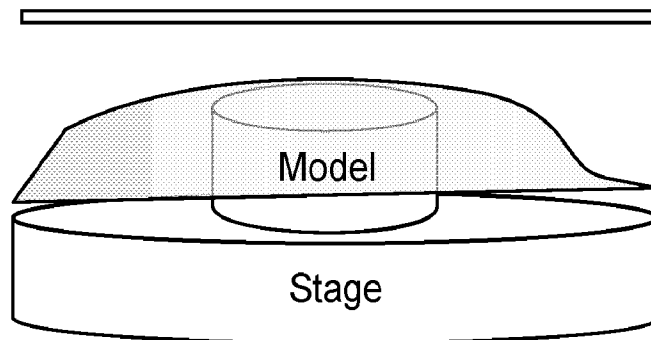
ii) ASTM D1238, at a temperature of 150 °C with a load of 2.16 Kg, of from about 2 to 50.



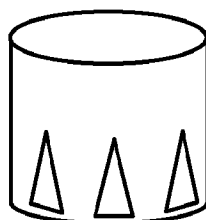
**FIG. 1A**



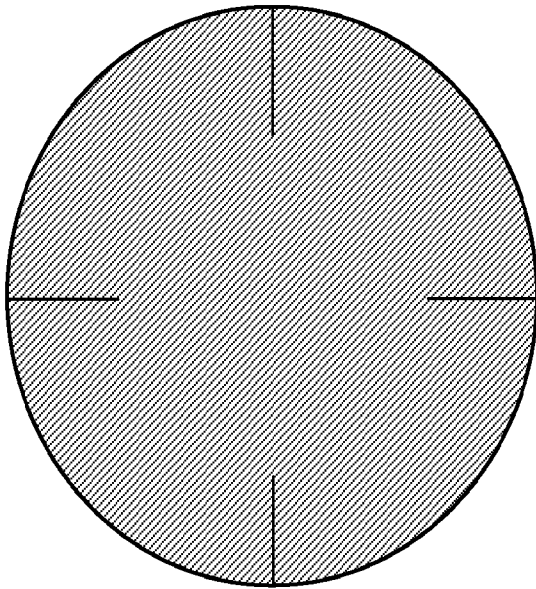
**FIG. 1B**



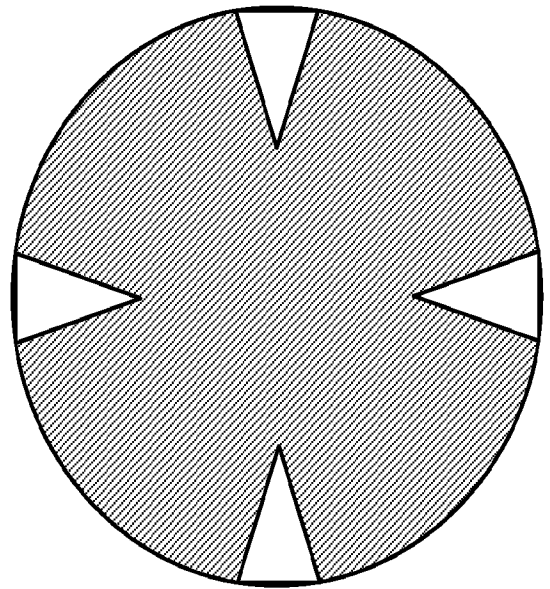
**FIG. 1C**



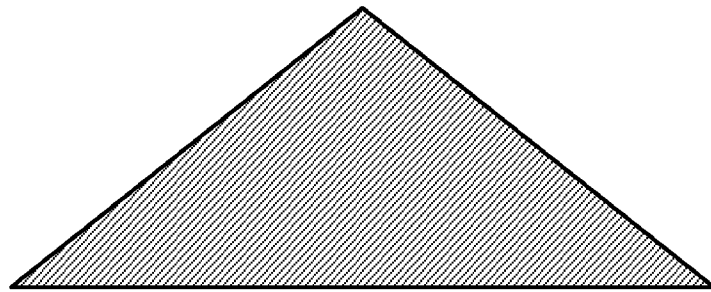
**FIG. 1D**



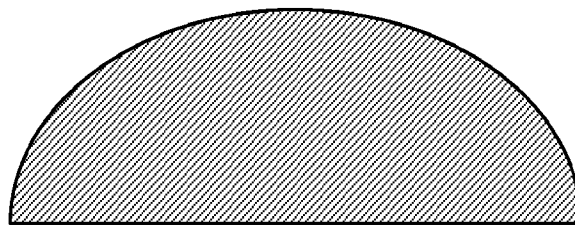
**FIG. 2A**



**FIG. 2B**

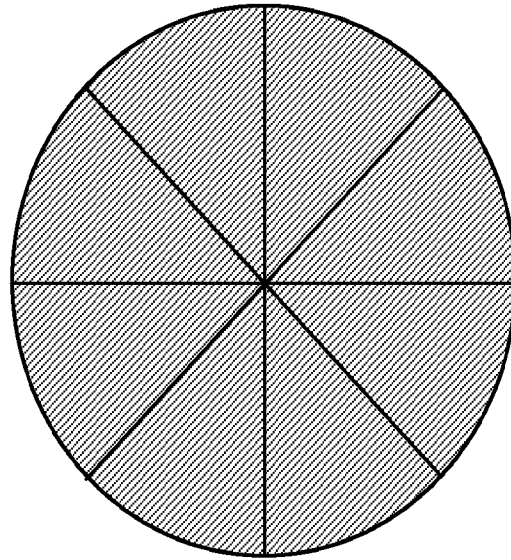


**FIG. 2C**




**FIG. 2D**


3 / 4



**FIG. 2E**



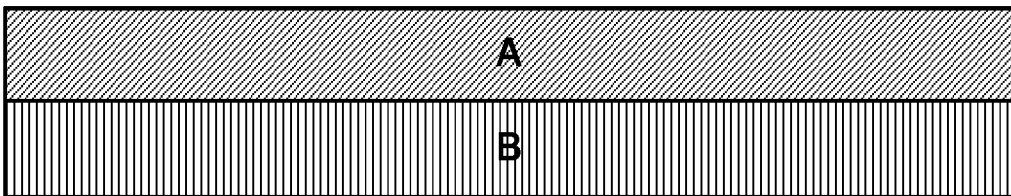
**FIG. 3A**



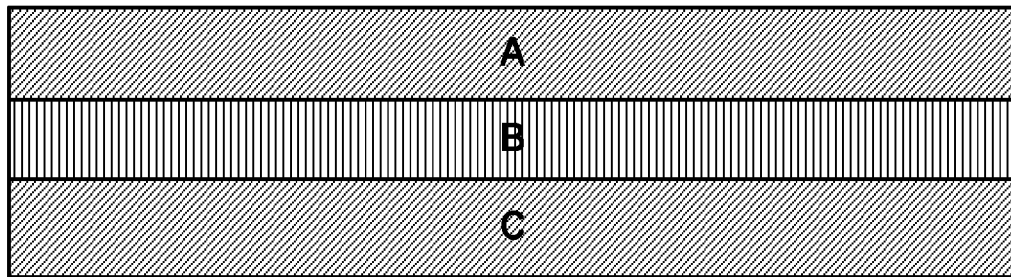
**FIG. 3B**



**FIG. 4A**



**FIG. 4B**



**FIG. 4C**

## INTERNATIONAL SEARCH REPORT

International application No.  
**PCT/US2020/013191****A. CLASSIFICATION OF SUBJECT MATTER****B29C 33/68(2006.01)i, C08J 5/18(2006.01)i, B32B 27/32(2006.01)i, C08K 3/013(2018.01)i, B29C 51/00(2006.01)i, B29C 51/14(2006.01)i, A61C 7/08(2006.01)i, A61C 5/00(2006.01)i, A63B 71/08(2006.01)i, A61C 19/06(2006.01)i**

According to International Patent Classification (IPC) or to both national classification and IPC

**B. FIELDS SEARCHED**

Minimum documentation searched (classification system followed by classification symbols)

B29C 33/68; A61C 8/00; A61C 9/00; A61F 5/56; B27N 318; B32B 2736; C08J 5/18; B32B 27/32; C08K 3/013; B29C 51/00; B29C 51/14; A61C 7/08; A61C 5/00; A63B 71/08; A61C 19/06

Documentation searched other than minimum documentation to the extent that such documents are included in the fields searched

Korean utility models and applications for utility models

Japanese utility models and applications for utility models

Electronic data base consulted during the international search (name of data base and, where practicable, search terms used)

eKOMPASS(KIPO internal) &amp; Keywords: releasable separator film, dental appliance, melt index, tear strength

**C. DOCUMENTS CONSIDERED TO BE RELEVANT**

Category*	Citation of document, with indication, where appropriate, of the relevant passages	Relevant to claim No.
Y	US 2009-0017421 A1 (LETCHER, WILLIAM F.) 15 January 2009 See paragraphs [0041]-[0050]; claims 1-18; and figures 1-10.	1-3, 11-14, 22-24
Y	US 6440566 B1 (MALIGIE, JOHN et al.) 27 August 2002 See column 5, lines 42-46, column 11, lines 38-61, column 13, line 46-column 14, line 11; claim 1; and figures 1, 2.	1-3, 11-14, 22-24
Y	US 2011-0088701 A1 (THORNTON, W. KEITH) 21 April 2011 See claims 1, 9.	11-14, 22-24
A	JP 2005-219210 A (TOWA CORP.) 18 August 2005 See claims 1-4.	1-3, 11-14, 22-24
A	JP 06-055546 A (TONEN CHEM CORP.) 01 March 1994 See claims 1, 2.	1-3, 11-14, 22-24

 Further documents are listed in the continuation of Box C. See patent family annex.

\* Special categories of cited documents:

"A" document defining the general state of the art which is not considered to be of particular relevance

"D" document cited by the applicant in the international application

"E" earlier application or patent but published on or after the international filing date

"L" document which may throw doubts on priority claim(s) or which is cited to establish the publication date of another citation or other special reason (as specified)

"O" document referring to an oral disclosure, use, exhibition or other means

"P" document published prior to the international filing date but later than the priority date claimed

"T" later document published after the international filing date or priority date and not in conflict with the application but cited to understand the principle or theory underlying the invention

"X" document of particular relevance; the claimed invention cannot be considered novel or cannot be considered to involve an inventive step when the document is taken alone

"Y" document of particular relevance; the claimed invention cannot be considered to involve an inventive step when the document is combined with one or more other such documents, such combination being obvious to a person skilled in the art

"&amp;" document member of the same patent family

Date of the actual completion of the international search

08 May 2020 (08.05.2020)

Date of mailing of the international search report

**08 May 2020 (08.05.2020)**

Name and mailing address of the ISA/KR

International Application Division

Korean Intellectual Property Office

189 Cheongsa-ro, Seo-gu, Daejeon, 35208, Republic of Korea

Facsimile No. +82-42-481-8578

Authorized officer

KWON, YONGKYONG

Telephone No. +82-42-481-3371



**Box No. II Observations where certain claims were found unsearchable (Continuation of item 2 of first sheet)**

This international search report has not been established in respect of certain claims under Article 17(2)(a) for the following reasons:

1.  Claims Nos.:  
because they relate to subject matter not required to be searched by this Authority, namely:
  
2.  Claims Nos.: 6  
because they relate to parts of the international application that do not comply with the prescribed requirements to such an extent that no meaningful international search can be carried out, specifically:  
Claim 6 refers to a multiple dependent claim which does not comply with PCT Rule 6.4(a).
  
3.  Claims Nos.: 4,5,7-10,15-21  
because they are dependent claims and are not drafted in accordance with the second and third sentences of Rule 6.4(a).

**Box No. III Observations where unity of invention is lacking (Continuation of item 3 of first sheet)**

This International Searching Authority found multiple inventions in this international application, as follows:

1.  As all required additional search fees were timely paid by the applicant, this international search report covers all searchable claims.
  
2.  As all searchable claims could be searched without effort justifying an additional fees, this Authority did not invite payment of any additional fees.
  
3.  As only some of the required additional search fees were timely paid by the applicant, this international search report covers only those claims for which fees were paid, specifically claims Nos.:
  
  
  
  
  
  
  
  
  
  
4.  No required additional search fees were timely paid by the applicant. Consequently, this international search report is restricted to the invention first mentioned in the claims; it is covered by claims Nos.:

**Remark on Protest**

- The additional search fees were accompanied by the applicant's protest and, where applicable, the payment of a protest fee.
- The additional search fees were accompanied by the applicant's protest but the applicable protest fee was not paid within the time limit specified in the invitation.
- No protest accompanied the payment of additional search fees.

**INTERNATIONAL SEARCH REPORT**

Information on patent family members

International application No.

**PCT/US2020/013191**

Patent document cited in search report	Publication date	Patent family member(s)	Publication date
US 2009-0017421 A1	15/01/2009	US 2009-0075235 A1 US 7758346 B1	19/03/2009 20/07/2010
US 6440566 B1	27/08/2002	AU 6416399 A WO 00-18555 A1	17/04/2000 06/04/2000
US 2011-0088701 A1	21/04/2011	US 8573224 B2 WO 2011-046761 A1	05/11/2013 21/04/2011
JP 2005-219210 A	18/08/2005	None	
JP 06-055546 A	01/03/1994	None	