



US00D765348S

(12) **United States Design Patent**  
**Hou**

(10) **Patent No.:** **US D765,348 S**

(45) **Date of Patent:** **\*\* Sep. 6, 2016**

(54) **TWO-PIECE CAPE GARMENT**

7,996,918 B2 \* 8/2011 Bish ..... A45D 44/08  
2/50

(71) Applicant: **Eve Hou**, Houston, TX (US)

D683,932 S \* 6/2013 Zitscher ..... D2/823  
D686,802 S \* 7/2013 Washington ..... D2/861

(72) Inventor: **Eve Hou**, Houston, TX (US)

\* cited by examiner

(\*\*) Term: **14 Years**

*Primary Examiner* — Charles Hanson

(21) Appl. No.: **29/509,711**

(74) *Attorney, Agent, or Firm* — James L. Jackson

(22) Filed: **Nov. 20, 2014**

(57) **CLAIM**

(51) **LOC (10) Cl.** ..... **02-02**

The ornamental design for two-piece cape garment, as shown and described.

(52) **U.S. Cl.**

USPC ..... **D2/826**

(58) **Field of Classification Search**

**DESCRIPTION**

USPC ..... D2/823, 826  
CPC ..... A41D 3/00; A41D 3/08  
See application file for complete search history.

(56) **References Cited**

**U.S. PATENT DOCUMENTS**

2,808,591	A *	10/1957	Grant	.....	A41D 3/08
					2/88
4,370,755	A *	2/1983	Crumby	.....	A41D 3/08
					2/84
D314,078	S *	1/1991	Wiederhold	.....	D2/823
4,980,928	A *	1/1991	Ellis	.....	A41D 3/08
					2/172
5,168,579	A *	12/1992	Marshall	.....	A41D 3/08
					2/80
6,341,379	B1 *	1/2002	Kokus	.....	A41D 15/04
					135/95
D507,693	S *	7/2005	Walton	.....	D2/825
D527,867	S *	9/2006	Chase	.....	D2/823
D590,649	S *	4/2009	Fackrell	.....	D6/611

FIG. 1 is an isometric illustration showing the rear, upper and right side portions of the two-piece cape garment of my new ornamental design, as being worn;

FIG. 2 is a top view showing the two-piece cape garment of my new ornamental design;

FIG. 3 is a bottom view of the two-piece cape garment of my new ornamental design;

FIG. 4 is a front elevation view showing the two-piece cape garment of my new ornamental design, the rear elevation view being a mirror image of the front elevation view shown in FIG. 4; and,

FIG. 5 is a right side elevation view of the two-piece cape garment of my new ornamental design as shown in FIG. 2, the left side elevation view being a mirror image thereof.

The broken line showing of the dress form in FIG. 1 is included for the purpose of illustrating environment and forms no part of the claimed design.

**1 Claim, 3 Drawing Sheets**






FIG. 1

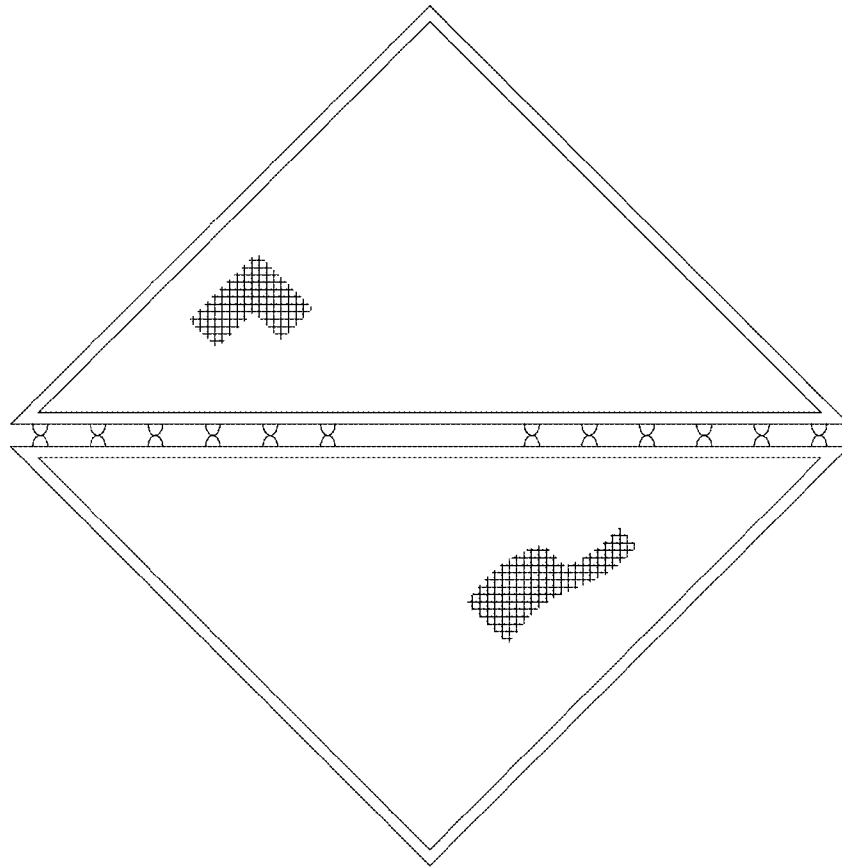


FIG. 2

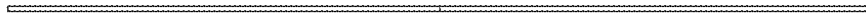


FIG. 4



FIG. 5

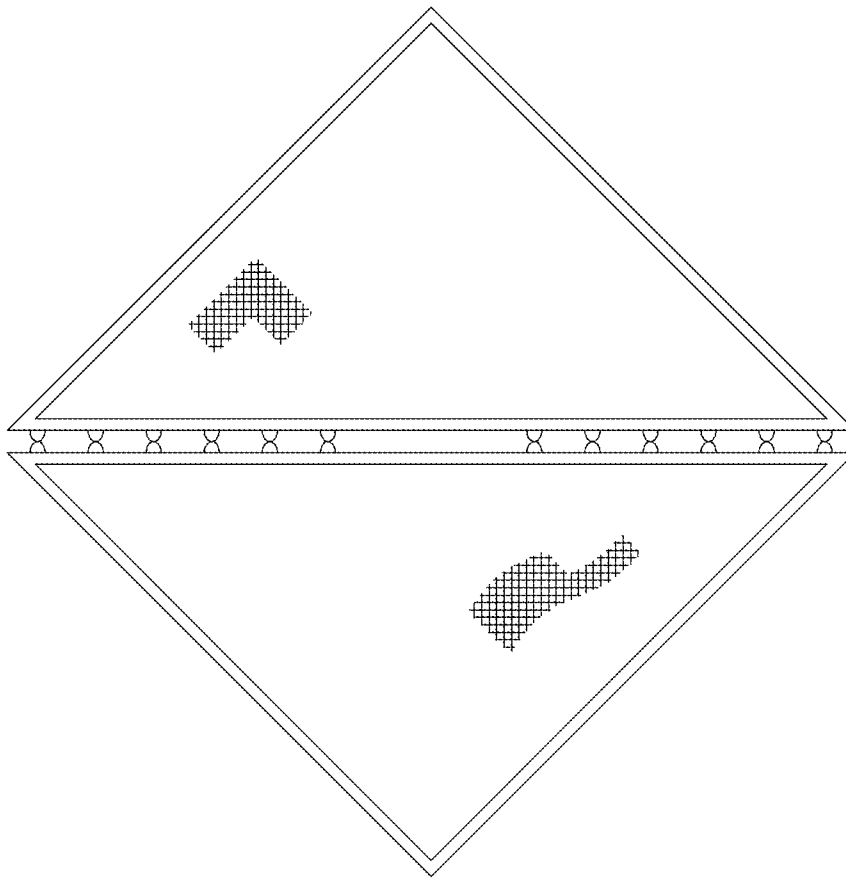


FIG. 3