



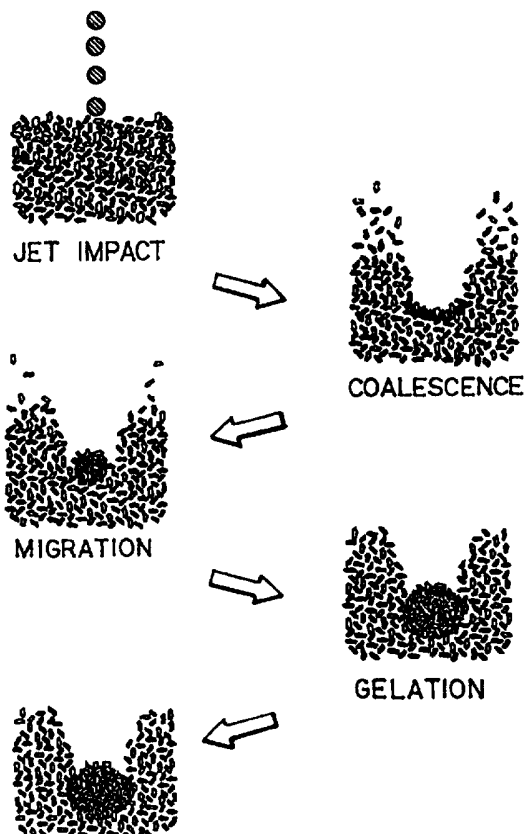
INTERNATIONAL APPLICATION PUBLISHED UNDER THE PATENT COOPERATION TREATY (PCT)

<p>(51) International Patent Classification ⁶ : C09D 5/00, 11/00, B29C 67/02</p>	<p>A1</p>	<p>(11) International Publication Number: WO 97/26302 (43) International Publication Date: 24 July 1997 (24.07.97)</p>
<p>(21) International Application Number: PCT/US96/20375 (22) International Filing Date: 20 December 1996 (20.12.96) (30) Priority Data: 08/581,319 29 December 1995 (29.12.95) US (71) Applicant: MASSACHUSETTS INSTITUTE OF TECHNOLOGY [US/US]; 77 Massachusetts Avenue, Cambridge, MA 02139 (US). (72) Inventor: BREDT, James, F.; 73 Templeton Parkway, Watertown, MA 02172 (US). (74) Agents: SCHURGIN, Stanley, M. et al.; Weingarten, Schurgin, Gagnebin & Hayes L.L.P., Ten Post Office Square, Boston, MA 02109 (US).</p>		<p>(81) Designated States: CA, JP, European patent (AT, BE, CH, DE, DK, ES, FI, FR, GB, GR, IE, IT, LU, MC, NL, PT, SE). Published <i>With international search report. Before the expiration of the time limit for amending the claims and to be republished in the event of the receipt of amendments.</i></p>

(54) Title: BINDER COMPOSITION FOR USE IN THREE-DIMENSIONAL PRINTING

(57) Abstract

A binder composition for three-dimensional printing of parts is disclosed which is stable during storage and passage through a printhead, yet able to gel under the conditions existing in a powder bed. The binder composition comprises colloidal silica, a catalyst able to promote gelation of the composition when the composition is below a predetermined pH value, and a base able to maintain the pH of the composition above the predetermined value at which the composition gels. Preferably, the catalyst is polyethylene glycol or another ethylene oxide-derived polymer, and the base is triethanolamine. Upon impact with a powder bed, the pH of the binder composition is reduced, as by adding an acid such as citric acid to the powder, thereby causing the binder to gel in the powder.



FOR THE PURPOSES OF INFORMATION ONLY

Codes used to identify States party to the PCT on the front pages of pamphlets publishing international applications under the PCT.

AM	Armenia	GB	United Kingdom	MW	Malawi
AT	Austria	GE	Georgia	MX	Mexico
AU	Australia	GN	Guinea	NE	Niger
BB	Barbados	GR	Greece	NL	Netherlands
BE	Belgium	HU	Hungary	NO	Norway
BF	Burkina Faso	IE	Ireland	NZ	New Zealand
BG	Bulgaria	IT	Italy	PL	Poland
BJ	Benin	JP	Japan	PT	Portugal
BR	Brazil	KE	Kenya	RO	Romania
BY	Belarus	KG	Kyrgystan	RU	Russian Federation
CA	Canada	KP	Democratic People's Republic of Korea	SD	Sudan
CF	Central African Republic	KR	Republic of Korea	SE	Sweden
CG	Congo	KZ	Kazakhstan	SG	Singapore
CH	Switzerland	LI	Liechtenstein	SI	Slovenia
CI	Côte d'Ivoire	LK	Sri Lanka	SK	Slovakia
CM	Cameroon	LR	Liberia	SN	Senegal
CN	China	LT	Lithuania	SZ	Swaziland
CS	Czechoslovakia	LU	Luxembourg	TD	Chad
CZ	Czech Republic	LV	Larvia	TG	Togo
DE	Germany	MC	Monaco	TJ	Tajikistan
DK	Denmark	MD	Republic of Moldova	TT	Trinidad and Tobago
EE	Estonia	MG	Madagascar	UA	Ukraine
ES	Spain	ML	Mali	UG	Uganda
FI	Finland	MN	Mongolia	US	United States of America
FR	France	MN	Mongolia	UZ	Uzbekistan
GA	Gabon	MR	Mauritania	VN	Viet Nam

- 1 -

**BINDER COMPOSITION FOR USE
IN THREE DIMENSIONAL PRINTING**

FIELD OF THE INVENTION

5 This invention relates to three dimensional printing and more particularly to binders used in three dimensional printing.

BACKGROUND OF THE INVENTION

10 Three dimensional printing is a process for manufacturing tooling and prototype parts in a layered fashion. A powdered material is deposited in a layer and bound in selected regions, defined by a computer model of the part, by a liquid binder material which is applied to the
15 layer of powdered material using an ink-jet printhead. These steps are repeated layer by layer to build up the part. Commonly used powders include aluminum oxide, zirconium silicate, fused silica, stainless steel, tungsten, and silicon carbide. Colloidal silica is primarily used as the
20 binder for the ceramics and Acrysol® latex emulsion for the metals. After printing of all the layers, the part is treated in a manner appropriate to the part and the materials chosen, for example by sintering, and unbound powder is removed. The process is shown generally in Fig. 1. See,
25 e.g., U.S. Patent No. 5,204,055.

To form mechanically strong bonds between powder particles, 6 to 10% of the material comprising the finished part must be in the form of welds between powder grains. If the welds are composed of adhesive dispensed by the
30 printhead, then the liquid binder must contain approximately the same percentage (6 to 10% by volume) of solids. Few inorganic substances are soluble to this degree. Thus, the solids carried by the binder are generally dispensed as a dispersion of solid particles in a liquid carrier, a colloid.

35 The binder is often stored for a few months on the shelf or in the reservoir. The binder is usually driven from the

- 2 -

reservoir by gas pressure and passes through a number of fittings, tubing, and filters before reaching the printhead. Most binder passing through the printhead nozzles lands in the collection gutter or catcher and is carried off by a secondary fluid pumping system. The binder is often recycled, particularly with multiple jet printheads.

As the printhead is swept over the powder bed, the binder is formed into a stream of droplets which impact the powder bed and overlap one another, thereby merging to form a linear strip having a cylindrical cross-section across the powder. Once the liquid comes substantially to rest in the powder, the primary driving force for further movement is capillary attraction which can exert its influence until some mechanism causes the binder solids to be immobilized, as by drying the binder, for example, by heating or directing an air flow over the layer. Fig. 2 illustrates the sequence from jet impact to immobilization.

Printhead failure mechanisms include drying of the binder on the nozzle and the clogging of the nozzle by solid material in the binder feed. Large (50 μm) solid particles can find their way into the binder if the sol dries on tube fittings when connections are broken, and they can also form by gradual flocculation of the sol if its stability is not sufficiently high.

SUMMARY OF THE INVENTION

The present invention provides a binder composition for use in three dimensional printing of parts which becomes immobilized in the printed region of a powder layer and does not migrate to unprinted regions. The binder includes a catalyst which controls the immobilization in the powder. The invention also relates to a process for forming parts using three dimensional printing in which the binder immobilization process is controlled.

Specifically, the active ingredient of the binder composition is colloidal silica, preferably comprising

- 3 -

amorphous spherules dispersed in a liquid medium such as distilled water to form a sol. After printing onto a layer of ceramic powder, the colloidal silica forms a gel before drying in the powder bed. The binder catalyst is polyethylene glycol or another ethylene oxide-derived polymer. This catalyst promotes gelation if the pH of the binder composition is below a predetermined value, approximately 7.5 for colloidal silica. Accordingly, to preclude gelation during storage and passage through an ink jet printhead, the composition includes a base substance which maintains the pH above the predetermined value. The preferred base, triethanolamine, maintains the pH of colloidal silica approximately between 9 and 9.5, which is within the range of maximum stability for the colloidal silica and is most compatible with the stainless steel and nickel printhead components. After printing, the pH is reduced below the predetermined value, thereby causing the binder to gel in the powder. In the preferred embodiment, the pH is reduced by adding an acid, preferably citric acid, to the powder. The pH can be reduced by other mechanisms, however, such as by applying gaseous CO₂ to the powder after printing.

The binder composition and related process are particularly useful for printing ceramic shell molds for metal casting.

DESCRIPTION OF THE DRAWINGS

The invention will be more fully understood from the following detailed description taken in conjunction with the accompanying drawings in which:

Fig. 1 is a schematic illustration of a prior art three dimensional printing process; and

Fig. 2 is a schematic illustration of the sequence of droplet impact to immobilization.

DETAILED DESCRIPTION OF THE INVENTION

5 A colloidal binder composition must be a well-dispersed, stable fluid to withstand prolonged storage, must be inert with respect to the printhead materials, and must have a sufficient volume fraction of solids. The viscosity must be low enough that it can be forced through the nozzle at the desired rate. It must be stable under moderate shear in tubing, filtration, and the pumping mechanism and with respect to the large transient shear rate that is encountered in jet formation, avoid excessive wear to the orifice when passing through it, and present a stable meniscus to the outside surface of the nozzle. The composition must be miscible with the rinse solution and should dry slowly and be easy to clean up. Once the liquid encounters the powder bed, the stability requirement is reversed: the solids from the suspension must deposit on powder grains and join them together. Thus, the dispersion must be stable, yet not so stable that it fails to flocculate or gel to stick to powder grains under the conditions that exist in the powder bed.

10
15
20 A binder composition according to the present invention comprises colloidal silica dispersed in a fluid dispersing medium, a catalyst to promote gelation of the binder composition when the pH of the composition is below a predetermined value, and a base able to maintain the pH of the binder composition above the predetermined value at which the binder composition gels.

25
30
35 The colloidal silica is an aqueous dispersion of spherical particles of amorphous silica, also called silica sol, commercially available in uniform particle sizes ranging from 5 nm to 100 nm. Nyacol 9950, available from Eka-Nobel, has been found to be suitable. It has a particle size of 100 nm and a solids loading of 50% by weight (33% by volume). Larger particle sizes are preferable, since they permit more solids to be loaded into the suspension without losing stability. The Nyacol 9950 should be prefiltered to 5 μ m to remove any large inclusions which may be present.

- 5 -

The fluid dispersing medium is preferably distilled water. The Nyacol/water balance is typically maintained with the silica at approximately 17.5% by volume. The colloidal silica should be present in the water to at least 6 to 10% by volume (12 to 20% by weight) to form a bond between powder. The maximum amount of silica is preferred. However, for ease of handling, the suspension is generally diluted to below 20% by volume (32% by weight).

The binder composition also includes a base to maintain the pH above the predetermined pH value to prevent premature coagulation. For colloidal silica, the base should be chosen to hold the pH between 9 and 10, which is the range of maximum stability of the colloidal silica and is most compatible with the stainless steel and nickel printhead components. The quantity of the base is determined by the amount of citric acid normally present in the powder: the amount must be sufficient to allow the binder pH to drop to 7 or lower in the powder bed. The quantity of the base must also be sufficient to overwhelm the effect of impurities that may be picked up during storage. For example, CO₂ in air is mildly acidic and will cause the pH of a very weak solution to change.

Triethanolamine (TEA, 2-2'-2" Nitrilotriethanol), a weak base, has been found to be suitable. Preferably, a concentration of approximately 2% by weight of the total composition is sufficient to hold the pH of the binder at about 9 to 9.5. TEA is also advantageous, because it does not precipitate or evaporate when the binder dries. Therefore, the dried binder still has a high pH and is easy to redisperse, which aids in clean up if the binder dries on the printhead or catcher.

Other bases which do not react adversely with the other components can also be used. For example, tetramethylammonium hydroxide (TMAH), ammonia, and morpholine were tested and found to be suitable. Ammonia, being a stronger base than, for example, TEA, is able to raise the

- 6 -

pH of the binder to almost 10 at a concentration of 0.5% by weight. In general, a concentration of approximately 0.5% by weight of a suitable base should be sufficient. Some strong inorganic bases, such as sodium hydroxide, should have their concentrations kept to a minimum, since larger concentrations can destabilize the colloid and impair the mechanical properties of the finished ceramic.

The coagulation ability of the bases TEA, TMAH, ammonia, and morpholine was tested by measuring the light transmission through samples of colloidal silica mixed with varying amounts of each of the bases to which varying amounts of citric acid were added. TMAH had the greatest coagulating ability at the lowest concentration, as low as 0.01 mol/l at pH 5.5. Both morpholine and TEA had similar coagulating ability, at a concentration of approximately 0.05 mol/l at pH 5.5. Ammonia had the least coagulating ability, at a concentration of approximately 0.2 mol/l at pH 5.5.

The age stability of the four bases was also tested by heating the samples of binder and base to simulate storage for two months. TMAH exhibited the largest drop in pH. The pH of the mixtures with ammonia also declined at the lower concentrations of ammonia. Morpholine and TEA exhibited relatively no change in pH.

When binder dries, it is desirable that the base not evaporate out of the gel. This permits the gel to be redispersed when water is added back, which greatly aids in cleaning of the printhead components and prevents the formation of a solid crust on dried tube fittings. Both morpholine and TEA are liquids at room temperature. Morpholine has a boiling point of 130°C, and TEA has a boiling point of 278°C. The higher boiling point of TEA suggests it would evaporate the least. Thus, TEA appears to be a preferred base to raise the pH of the binder.

With TEA, a catalyst is required to coagulate the binder in the lower pH environment of the powder bed. The preferred binder catalyst is polyethylene glycol (PEG) or another

- 7 -

ethylene oxide-derived polymer. This catalyst promotes gelation if the pH of the binder composition is below approximately 7.5. The optimum molecular weight of the PEG component is at least 14,000 and preferably approximately 20,000 (or a degree of polymerization of at least 400 to 600). The higher the molecular weight, the less is needed to coagulate the binder. However, molecular weights in excess of 35,000 inhibit the breakup of the jet exiting the printhead nozzle.

Silica below a pH of 7.5 has a substantial amount of hydrogen ions adsorbed onto it. The PEG has a lot of oxygen in its ether bonds which are attracted to the hydrogen in the silica. The phenomenon is fairly reversible; thus, if the binder pH is increased, it can be mostly redispersed. Only a small amount of PEG is needed to gel the binder. Amounts as small as 0.001% by weight of the total composition or 100 ppm are sufficient. Typically, 0.1% is used, although the amount can be greater. However, too much PEG causes the silica to become stable at all pHs and defeats the gelation mechanism. This upper limit depends on the particle size and concentration of the colloid, since it corresponds to the point at which the silica particles become completely coated with the polymer.

It is desirable to add a humectant to retard drying of the binder composition. This slows down buildup of the binder in the printhead catcher and drying at the nozzle, enabling the printhead to be stopped and restarted within a few minutes without difficulty. Propylene glycol (1-2 propanedial) is the preferred humectant. Ethylene glycol may also be used, although it is toxic. Glycol also seems to soften the binder gel which aids cleaning of the printhead components and may reduce distortion during printing. As a cosolvent, its presence probably improves the binder's solubility for organic impurities which can contribute to jet instability. An amount of approximately 5% by weight of the total composition has been found to be suitable to allow the

- 8 -

printhead to be restarted after remaining idle and filled with binder for about one hour, which is usually adequate time for servicing, and to prevent drying on the waste gutter.

5 Experiments were conducted on the time it took a nozzle to clog after standing with a binder composition containing varying amounts of ethylene glycol. For compositions with less than 10% by volume glycol, the time to clog ranged from 2 to 16 minutes. For 10% glycol, the time to clog ranged from 30 minutes to 1 hour. For 25% glycol, the time to clog was several days, and for 50% glycol, the nozzle remained unclogged after 19 days. Since the printhead components can generally be serviced within an hour, 10% by volume glycol should generally be sufficient. Other experiments indicated that ethylene glycol has no significant effect on the coagulation of colloidal silica by TEA.

15 It is also desirable to add a cosolvent to keep organic impurities from precipitating onto the printhead components. For example, an ion exchange resin is an impurity that comes in the Nyacol 9950. Two percent by weight of butyl carbitol (diethylene glycol monobutyl ether, 1-(2-Butoxyethoxy) ethanol) has been found useful in this regard. However, the butyl carbitol reduces the surface tension somewhat and leads to foaming, which can impair the printhead. Thus, the butyl carbitol can be omitted. Alternatively, the antifoaming agent Antifoam 1500 available from Dow Corning, which is an emulsion containing methylated silica and polydimethylsiloxane, can be added.

20 A pH indicator may be added to the binder composition to provide a visual indication of the pH of the binder composition. It can be used to monitor the condition of the binder during storage and recycling and to assess the acid content of the powder bed. A suitable pH indicator is thymol blue, which is blue above pH 8 and yellow at pH 7 or below. If citric acid is used in the powder bed to reduce the pH to cause the silica to gel, the thymol blue should cause the

25
30
35

printed layers to be yellow or red. If the printed layers are green or blue, then not enough citric acid is present. The ideal mix is yellow with red dots around the citric acid granules. Thymol blue may be added in amounts sufficient to provide a visual indication. For example, approximately 0.125 g/liter provides a suitable blue color.

Citric acid is added to the powder layer to trigger coagulation of the binder. The acid must be sufficiently concentrated so that it lowers the binder pH below the gelation threshold of about 7.5. It is desirable to use two or three times the minimum amount in the powder, so that some segregation of the citric acid in the powder can be tolerated and to increase the rate of gel growth. A citric acid concentration of 0.2 to 0.5% by weight has been found to be sufficient. This acid in combination with the base TEA possess long-term stability after formulation prior to printing, can be easily burned out of the printed material, are nonvolatile at ambient conditions, and do not pose any severe health hazard.

To make the binder composition according to the preferred embodiment, the following components are combined and mixed thoroughly to dissolve the solids:

distilled water	385.9 cc (385.9 g)
propylene glycol	58.4 cc (65.1 g)
triethanolamine	21.7 cc (24.4 g)
diethylene glycol monobutyl ether	12.6 cc (12.2 g)
polyethylene glycol	1.0 g
thymol blue	0.5 g

To this mixture, 525.0 cc (735.0 g) of Nyacol 9950 are added. The silica appears to flocculate upon mixing. According, this mixture should be allowed to stand for a time or should be filtered by pumping in a closed circuit through a 5 μm filter for a time to redisperse the flocs.

The specific gravity of this mixture is 1.21 for 17.5 vol.% silica. The pH is between 9 and 9.5. The viscosity is approximately 2 to 3 cP (0.002 to 0.003 Pa-s). The surface tension is 54 dyn/cm (0.054 Pa-m).

- 10 -

Other methods to reduce the pH of the binder composition to cause gelation are possible. For example, gaseous CO₂ can be applied to each layer of the powder after printing of the binder.

5 The invention is not to be limited by what has been particularly shown and described except as indicated by the appended claims.

- 11 -

CLAIMS

I claim:

1. A binder composition for use in three dimensional
5 printing comprising:

a fluid dispersing medium;

silica in a solid particulate form dispersed in the
fluid dispersing medium;

10 a catalyst able to promote gelation of the binder
composition when the binder composition is below a
predetermined pH value;

a base able to maintain the pH of the binder composition
above the predetermined value at which the binder composition
gels.

15 2. The binder composition of claim 1, wherein the fluid
dispersing medium comprises distilled water.

20 3. The binder composition of claim 1, wherein the base
comprises triethanolamine.

25 4. The binder composition of claim 3, wherein the
concentration of the triethanolamine is approximately 2
percent by weight.

5. The binder composition of claim 1, wherein the base
comprises triethanolamine, tetramethylammonium hydroxide,
ammonia, or morpholine.

30 6. The binder composition of claim 5, wherein the
concentration of the base is approximately 0.5 percent by
weight.

35 7. The binder composition of claim 1, wherein the base is
able to maintain the pH of the binder composition above 7.5.

- 12 -

8. The binder composition of claim 1, wherein the base is able to maintain the pH of the binder composition between 9 and 9.5.

5 9. The binder composition of claim 1, wherein the base comprises an organic base.

10 10. The binder composition of claim 1, wherein the silica is amorphous.

11. The binder composition of claim 1, wherein the silica comprises at least 10 percent by volume of the binder composition

15 12. The binder composition of claim 1, wherein the silica comprises at least 17.5 percent by weight of the binder composition.

20 13. The binder composition of claim 1, wherein the silica comprises approximately 30 percent by weight of the binder composition.

25 14. The binder composition of claim 1, wherein the particle size of the silica is approximately 100 nm.

15. The binder composition of claim 1, wherein the catalyst comprises a polymer derived from an ethylene oxide.

30 16. The binder composition of claim 15, wherein the ethylene oxide-derived polymer comprises polyethylene glycol.

35 17. The binder composition of claim 15, wherein the ethylene oxide-derived polymer is provided at a concentration of at least 100 ppm.

- 13 -

18. The binder composition of claim 15, wherein the molecular weight of the ethylene oxide-derived polymer is between 400 and 35,000.

5 19. The binder composition of claim 15, wherein the molecular weight of the ethylene oxide-derived polymer at least 14,000.

10 20. The binder composition of claim 15, wherein the molecular weight of the ethylene oxide-derived polymer is approximately 20,000.

15 21. The binder composition of claim 15, wherein the concentration of the ethylene oxide-derived polymer is approximately 0.1 percent by weight.

22. The binder composition of claim 1, further comprising a pH indicator.

20 23. The binder composition of claim 22, wherein the pH indicator comprises thymol blue.

24. The binder composition of claim 1, further comprising a humectant.

25 25. The binder composition of claim 24, wherein the humectant comprises ethylene glycol or propylene glycol.

30 26. The binder composition of claim 1, further comprising a solvent to inhibit precipitation of impurities.

27. The binder composition of claim 26, wherein the solvent comprises butyl carbitol.

- 14 -

28. The binder composition of claim 27, wherein the butyl carbitol is provided at a concentration of approximately 1 percent by weight.

5 29. The binder composition of claim 26, wherein the solvent comprises an emulsion comprising methylated silica and polydimethylsiloxane.

10 30. A process for forming a three dimensional part, comprising:

building up the part in layers, the formation of each layer comprising:

(a) providing a layer of powder in a bed;

(b) providing a binder composition comprising:

15 a fluid dispersing medium;

silica in a solid particulate form dispersed in the fluid dispersing medium;

20 a catalyst able to promote gelation of the binder composition when the binder composition is below a predetermined pH value; and

a base able to maintain the pH of the binder composition above the predetermined value at which the binder composition gels; and

25 (c) selectively depositing through a print head a binder composition onto the powder layer; and

altering the pH of the binder composition in the powder to below the value at which the binder composition gels, whereby the binder composition becomes immobilized in the powder.

30 31. The process of claim 30, wherein the pH of the binder composition in the powder is altered by providing an acid to the powder prior to the step of selectively depositing the binder composition to the powder.

35

- 15 -

32. The process of claim 30, wherein the acid comprises citric acid at a concentration of approximately 0.5 percent by weight of powder.

5 33. The process of claim 30, wherein the pH of the binder composition in the powder is altered by applying gaseous CO₂ to the binder composition and the powder after the step of the selectively depositing the binder composition.

10 34. The process of claim 30, wherein the powder comprises aluminum oxide or zirconium silicate.

35. The process of claim 30, wherein the fluid dispersing medium comprises distilled water.

15 36. The process of claim 30, wherein the base substance comprises triethanolamine.

20 37. The process of claim 30, wherein the base substance is able to maintain the pH of the binder composition above 7.5.

38. The process of claim 30, wherein the base substance is able to maintain the pH of the binder composition between 9 and 9.5.

25 39. The process of claim 30, wherein the silica is amorphous.

30 40. The process of claim 30, wherein the silica comprises at least 10 percent by volume of the binder composition.

41. The process of claim 30, wherein the silica comprises at least 17.5 percent by weight of the binder composition.

35 42. The process of claim 30, wherein the polymer is derived from an ethylene oxide.

- 16 -

43. The process of claim 42, wherein the ethylene oxide-derived polymer comprises polyethylene glycol.

5 44. The process of claim 42, wherein the ethylene oxide-derived polymer is provided at a concentration of at least 100 ppm.

10 45. The process of claim 42, wherein the molecular weight of the ethylene oxide-derived polymer is between 400 and 35,000.

15 46. The process of claim 42, wherein the concentration of the ethylene oxide-derived polymer is approximately 0.1 percent by weight.

47. The process of claim 30, further comprising a pH indicator.

20 48. The process of claim 47, wherein the pH indicator comprises thymol blue.

49. The process of claim 30, wherein the base substance comprises an organic base.

25 50. The process of claim 30, wherein the base substance comprises triethanolamine, tetramethylammonium hydroxide, ammonia, or morpholine.

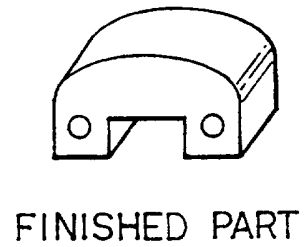

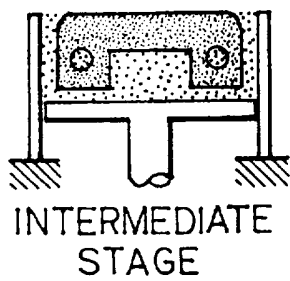
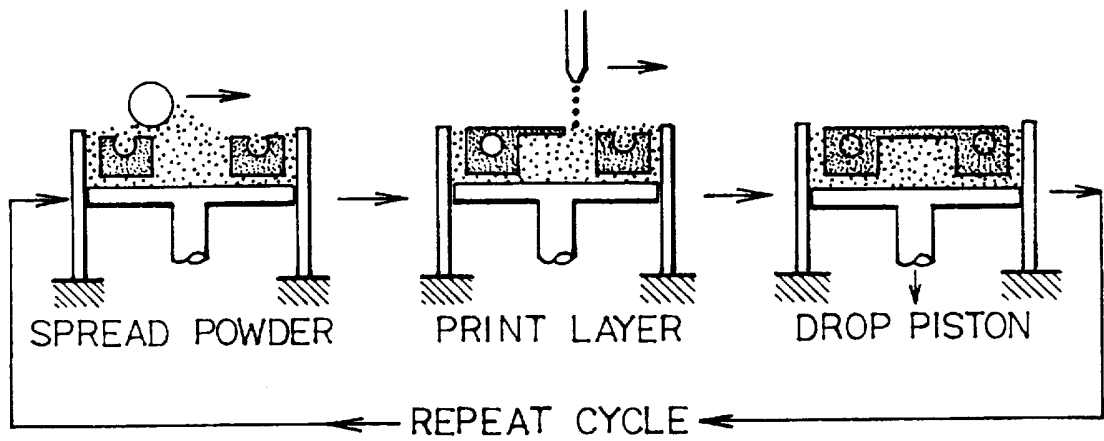


FIG. 1
PRIOR ART

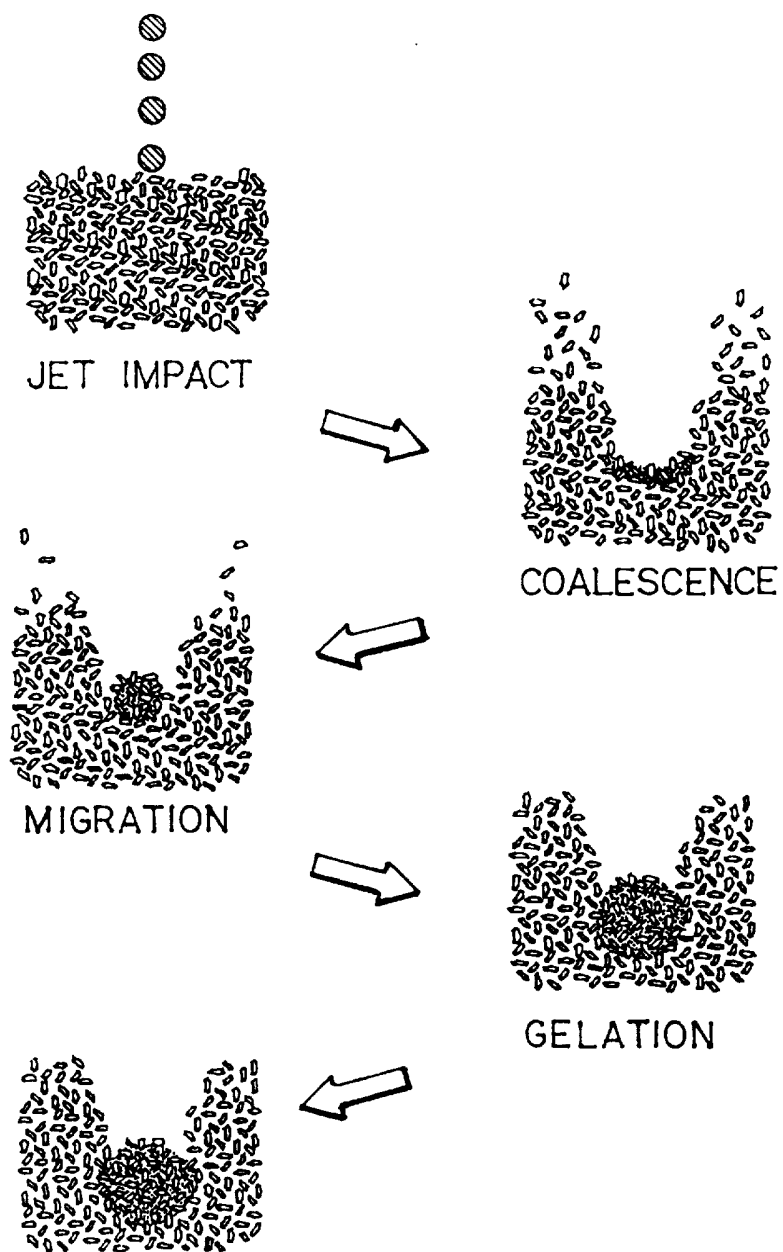


FIG. 2

INTERNATIONAL SEARCH REPORT

International application No.
PCT/US96/20375

A. CLASSIFICATION OF SUBJECT MATTER

IPC(6) : C09D 5/00, 11/00; B29C 67/02

US CL : 106/287.34, 287.3, 287.26, 287.21; 264/109

According to International Patent Classification (IPC) or to both national classification and IPC

B. FIELDS SEARCHED

Minimum documentation searched (classification system followed by classification symbols)

U.S. : 106/287.34, 287.3, 287.26, 287.21; 264/109

Documentation searched other than minimum documentation to the extent that such documents are included in the fields searched
NONE

Electronic data base consulted during the international search (name of data base and, where practicable, search terms used)
NONE

C. DOCUMENTS CONSIDERED TO BE RELEVANT

Category*	Citation of document, with indication, where appropriate, of the relevant passages	Relevant to claim No.
A	US 5,204,055 A [SACHS ET AL.] 20 APRIL 1993, SEE ENTIRE DOCUMENT	1-50

Further documents are listed in the continuation of Box C. See patent family annex.

* Special categories of cited documents:	"T" later document published after the international filing date or priority date and not in conflict with the application but cited to understand the principle or theory underlying the invention
"A" document defining the general state of the art which is not considered to be of particular relevance	"X" document of particular relevance; the claimed invention cannot be considered novel or cannot be considered to involve an inventive step when the document is taken alone
"E" earlier document published on or after the international filing date	"Y" document of particular relevance; the claimed invention cannot be considered to involve an inventive step when the document is combined with one or more other such documents, such combination being obvious to a person skilled in the art
"L" document which may throw doubts on priority claim(s) or which is cited to establish the publication date of another citation or other special reason (as specified)	"&" document member of the same patent family
"O" document referring to an oral disclosure, use, exhibition or other means	
"P" document published prior to the international filing date but later than the priority date claimed	

Date of the actual completion of the international search
07 APRIL 1997

Date of mailing of the international search report
24 JUN 1997

Name and mailing address of the ISA/US
Commissioner of Patents and Trademarks
Box PCT
Washington, D.C. 20231

Authorized officer
David M Brunzman
DAVID M BRUNSMAN

Facsimile No. (703) 305-3230

Telephone No. (703) 308-0661