



US00D930482S

(12) **United States Design Patent**
Taylor

(10) **Patent No.:** **US D930,482 S**

(45) **Date of Patent:** **** Sep. 14, 2021**

(54) **BOTTLE WITH HANDLE**

(71) Applicant: **Everlecia Jana Taylor**, Tampa, FL
(US)

(72) Inventor: **Everlecia Jana Taylor**, Tampa, FL
(US)

(**) Term: **15 Years**

(21) Appl. No.: **29/738,473**

(22) Filed: **Jun. 17, 2020**

(51) **LOC (13) Cl.** **09-01**

(52) **U.S. Cl.**
USPC **D9/531; D9/500**

(58) **Field of Classification Search**
USPC D9/434, 500, 516, 530-531, 536-537,
D9/540, 549, 575, 715, 719;
D7/509-511, 533, 536
CPC B65D 1/00; B65D 1/02; B65D 1/0223;
B65D 23/00; B65D 23/10; B65D 23/102;
B65D 23/104; B65D 23/106; B65D
2501/00; B65D 2501/0009
See application file for complete search history.

(56) **References Cited**

U.S. PATENT DOCUMENTS

D328,253 S * 7/1992 Poore D9/536
D475,629 S * 6/2003 Schlueter D9/533

D612,248 S * 3/2010 Safdieh D9/535
D762,119 S * 7/2016 Thibodeau D9/516
D804,309 S * 12/2017 Hines D9/500
D805,918 S * 12/2017 Matthieu D9/500
D848,265 S * 5/2019 Harris D9/500

* cited by examiner

Primary Examiner — Dana Meyrow

(74) *Attorney, Agent, or Firm* — QuickPatents; Kevin
Prince

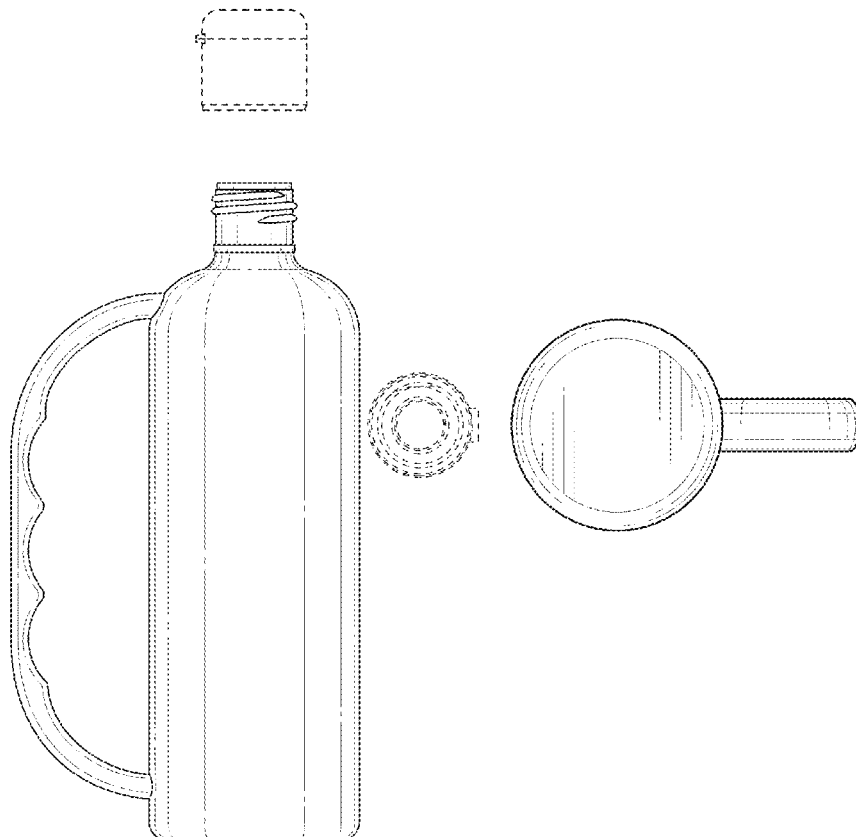
(57) **CLAIM**

The ornamental design for a bottle with handle, as shown
and described.

DESCRIPTION

FIG. 1 is a perspective view of a bottle with handle, showing
my new design;
FIG. 2 is an exploded perspective view thereof;
FIG. 3 is an exploded front elevational view thereof;
FIG. 4 is an exploded rear elevational view thereof;
FIG. 5 is an exploded right-side elevational view thereof;
FIG. 6 is an exploded left-side elevational view thereof;
FIG. 7 is an exploded top plan view thereof; and,
FIG. 8 is an exploded bottom plan view thereof.
The broken lines in the figures depict portions of the bottle
and cap the form no part of the claimed design.

1 Claim, 5 Drawing Sheets



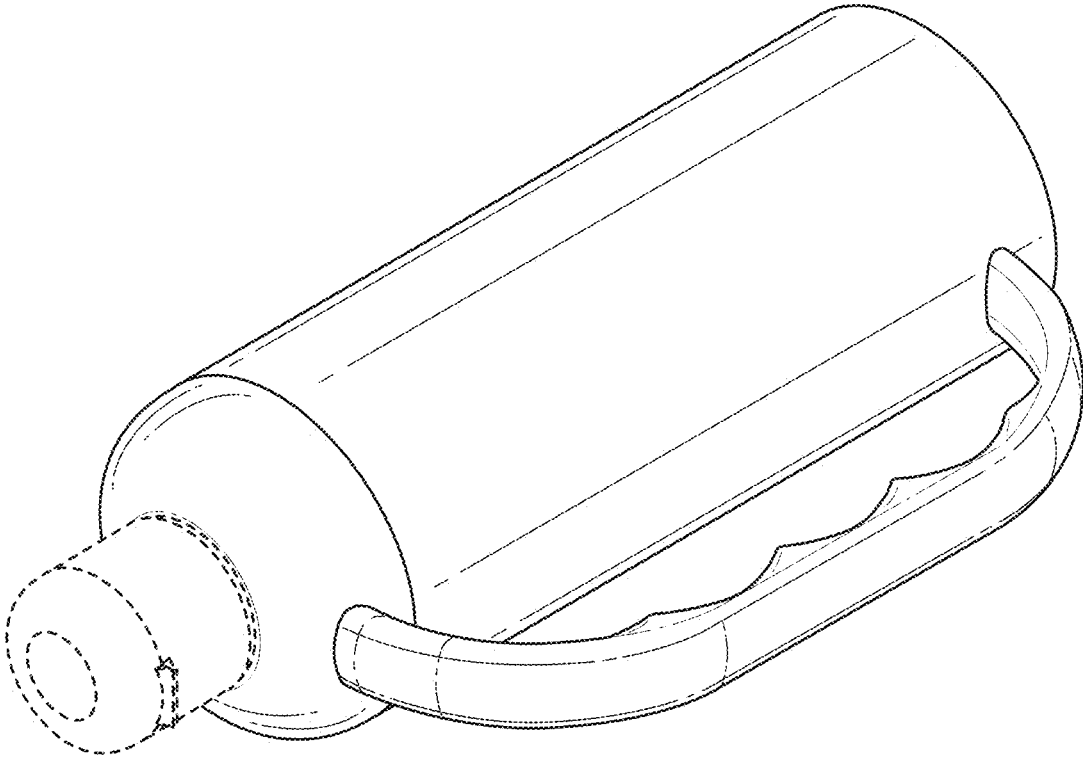


FIG. 1

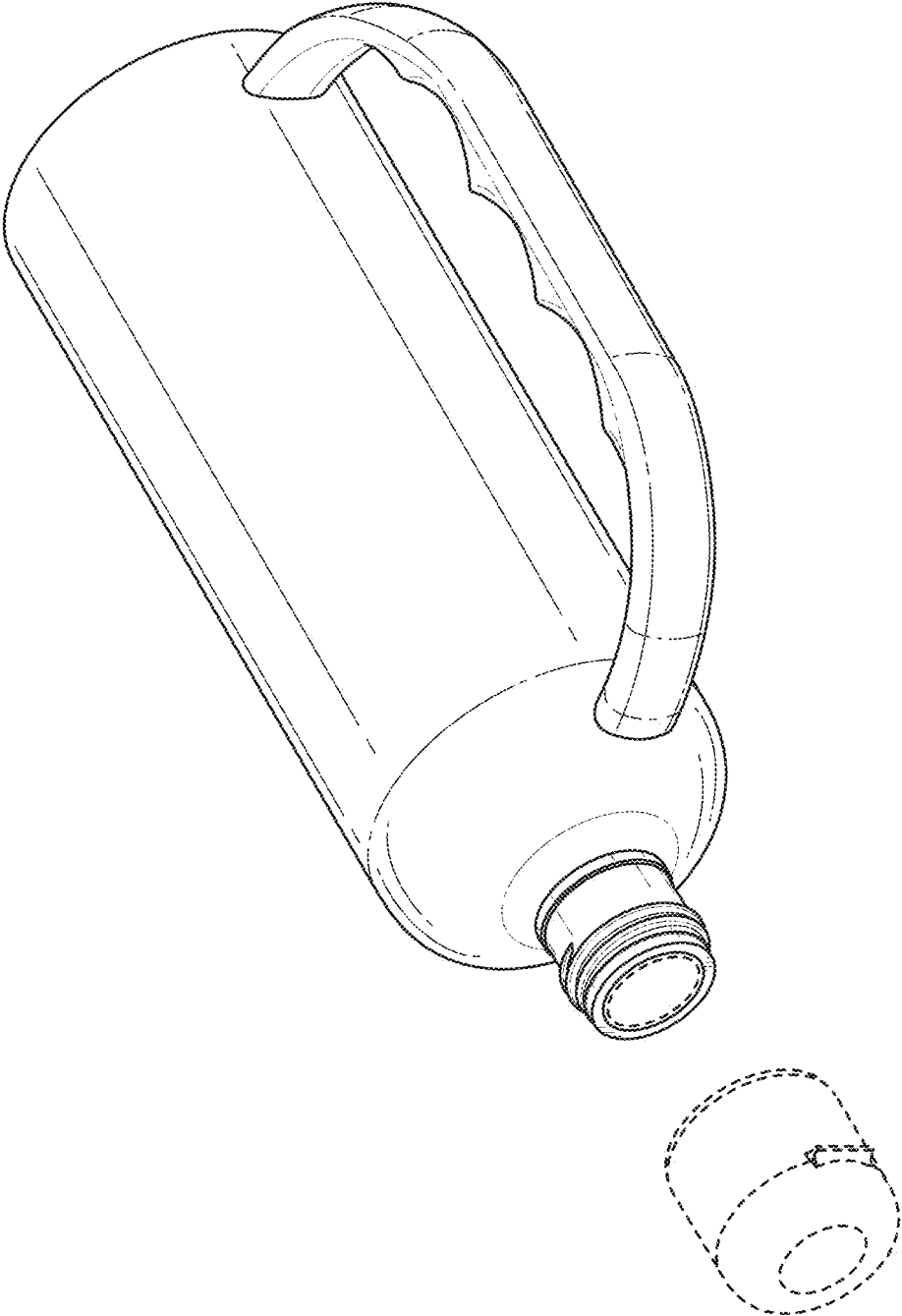


FIG. 2






FIG. 3

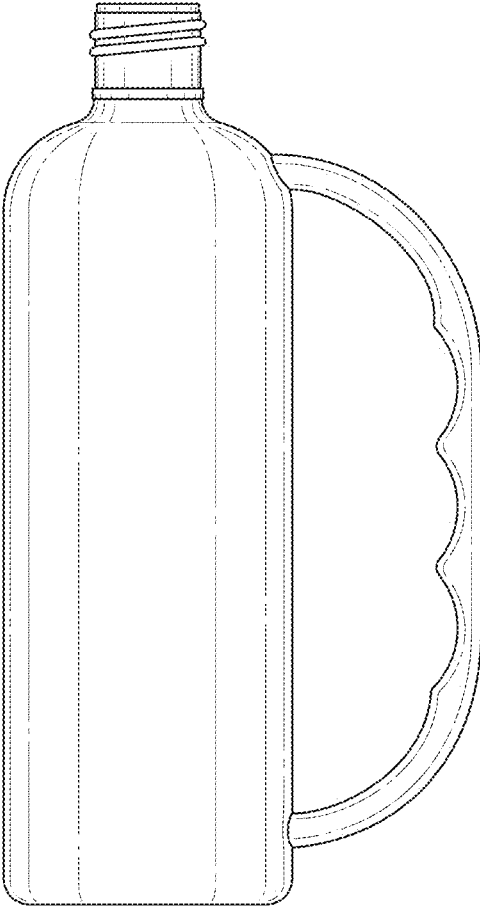


FIG. 5


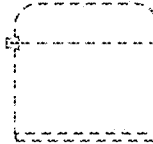
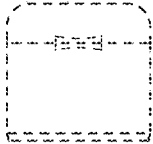


FIG. 4

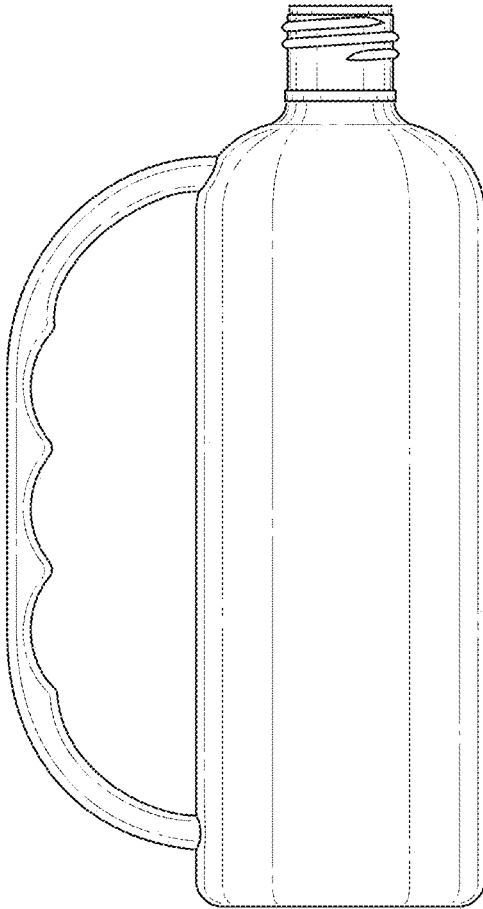


FIG. 6

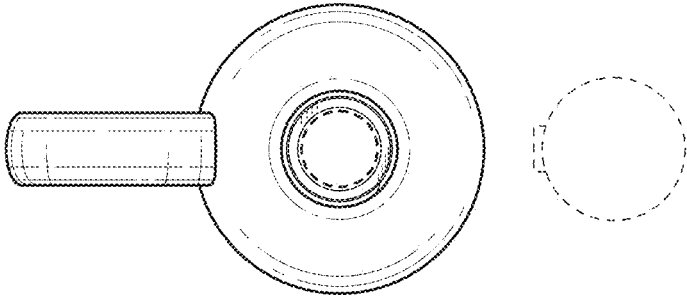


FIG. 7

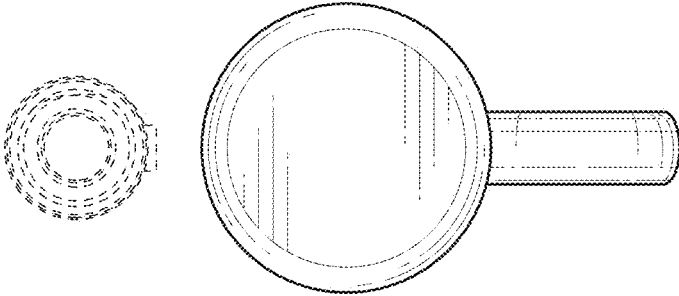


FIG. 8