



US00D763213S

(12) **United States Design Patent**
Ann et al.

(10) **Patent No.:** **US D763,213 S**

(45) **Date of Patent:** **** Aug. 9, 2016**

(54) **TELEVISION**

(71) Applicant: **Samsung Electronics Co., Ltd.**,
Suwon-si, Gyeonggi-do (KR)

(72) Inventors: **Sung Jin Ann**, Seoul (KR); **Jung Geun Ahn**, Gangwon-do (KR)

(73) Assignee: **Samsung Electronics Co., Ltd.**,
Suwon-Si (KR)

(**) Term: **14 Years**

(21) Appl. No.: **29/518,079**

(22) Filed: **Feb. 19, 2015**

(30) **Foreign Application Priority Data**

Aug. 26, 2014 (KR) 30-2014-0041618

(51) **LOC (10) CL.** **14-03**

(52) **U.S. CL.**
USPC **D14/126**

(58) **Field of Classification Search**

USPC D14/125-134, 239, 371, 136, 374-377,
D14/440, 450, 448, 336, 342, 159; 312/7.2;
348/836, 838, 180, 184, 325, 739;
248/917-924, 465; 345/104, 133, 156,
345/168, 87, 173; D21/329, 515, 577, 622,
D21/333, 433, 448, 452, 450, 331, 505;
D10/15, 26; 446/484, 175, 356;
D6/477, 479, 300; D20/10, 19, 39
CPC ... G06F 1/1601; G06F 1/1643; H05K 5/0004;
H05K 5/0017; H05K 5/02; H05K 5/0217;
H04N 13/0459

See application file for complete search history.

(56) **References Cited**

U.S. PATENT DOCUMENTS

D634,323	S	*	3/2011	Park	D14/374
D659,662	S	*	5/2012	Lv	D14/126
D659,915	S	*	5/2012	Letchford	D21/440
D660,815	S	*	5/2012	Itou	D14/126
D680,508	S	*	4/2013	Kim	D14/126
D682,227	S	*	5/2013	Lee	D14/126
D686,615	S	*	7/2013	Lee	D14/374
D717,754	S	*	11/2014	Kim	D14/126
D721,666	S	*	1/2015	Son	D14/126
D725,062	S	*	3/2015	Cho	D14/126
D726,137	S	*	4/2015	Lee	D14/126
D726,666	S	*	4/2015	Hwangbo	D14/126
D740,244	S	*	10/2015	Han	D14/126

* cited by examiner

Primary Examiner — Raphael Barkai

(74) *Attorney, Agent, or Firm* — Ladas & Parry LLP

(57) **CLAIM**

We claim the ornamental design for television, as shown and described.

DESCRIPTION

FIG. 1 is the front perspective view of television showing our new design;

FIG. 2 is the front view thereof;

FIG. 3 is the rear view thereof;

FIG. 4 is the left-side view thereof;

FIG. 5 is the right-side view thereof;

FIG. 6 is the top plan view thereof;

FIG. 7 is the bottom plan view thereof; and,

FIG. 8 is the rear perspective view thereof.

The broken lines illustrating portions of the television are for environmental purposes only and form no part of the claimed design.

1 Claim, 8 Drawing Sheets

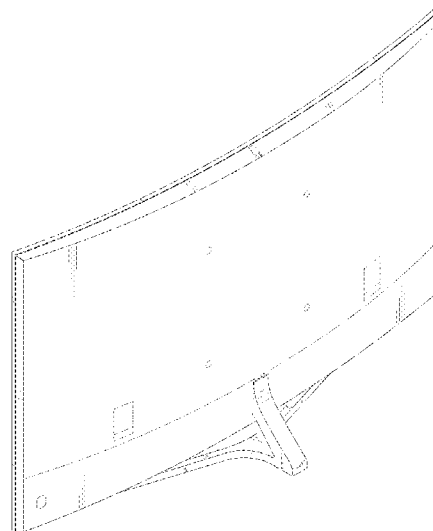
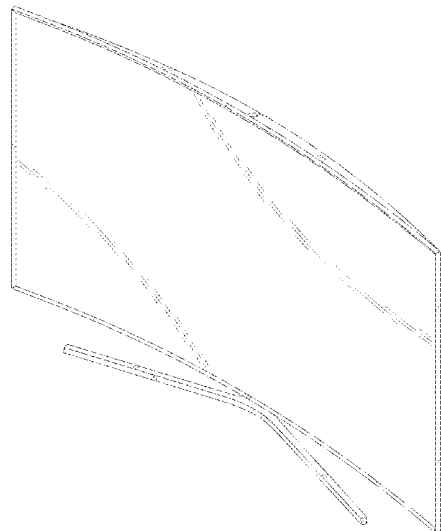


Fig. 1

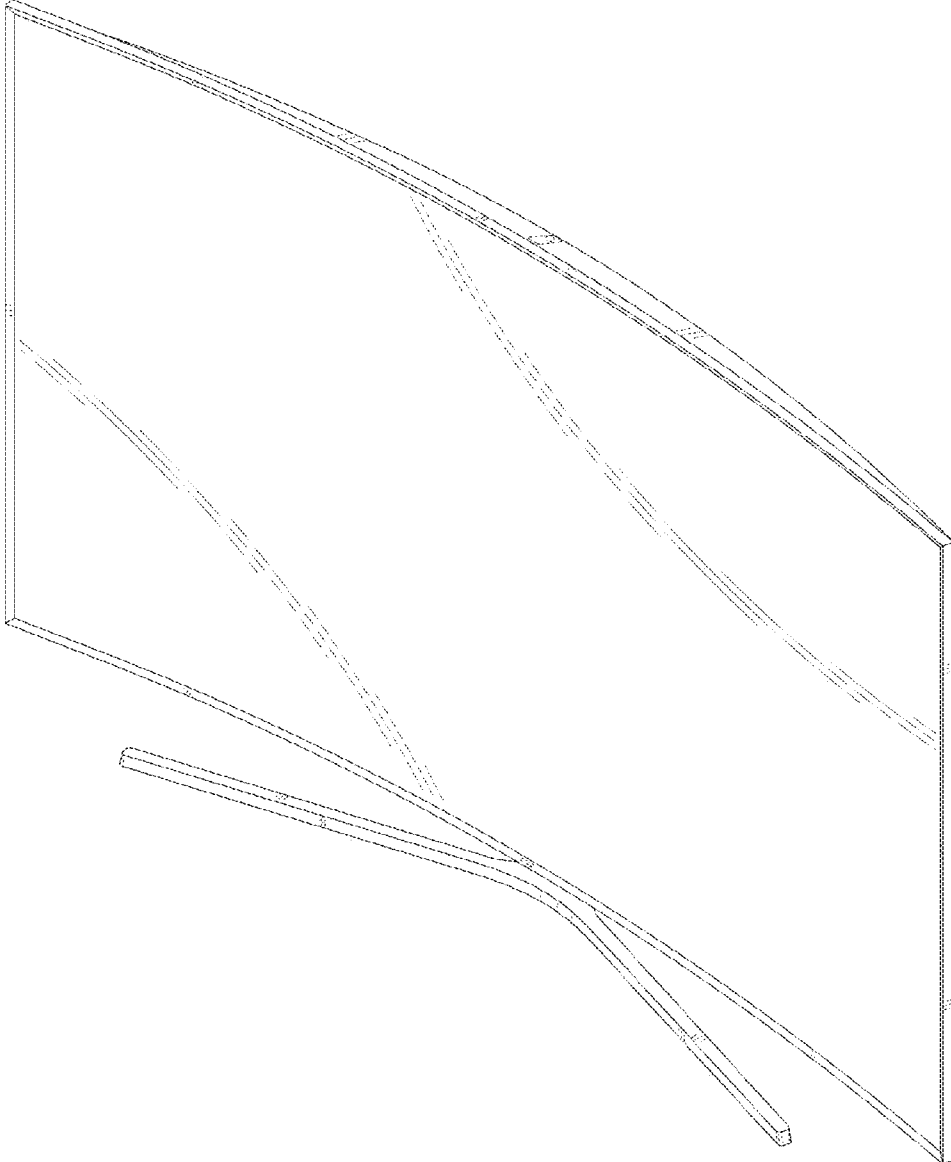


Fig. 2

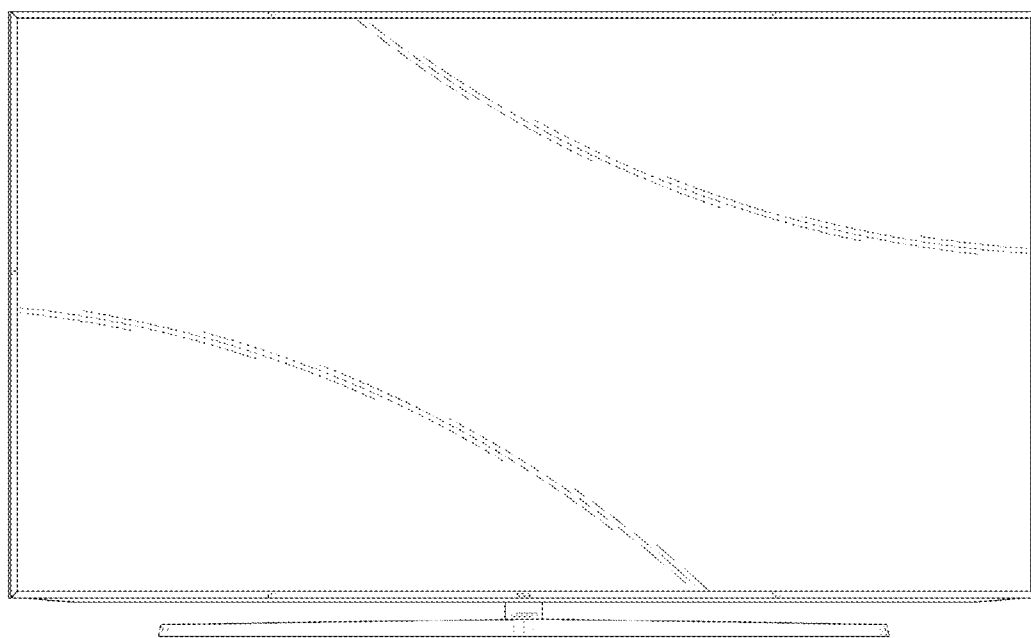


Fig. 3

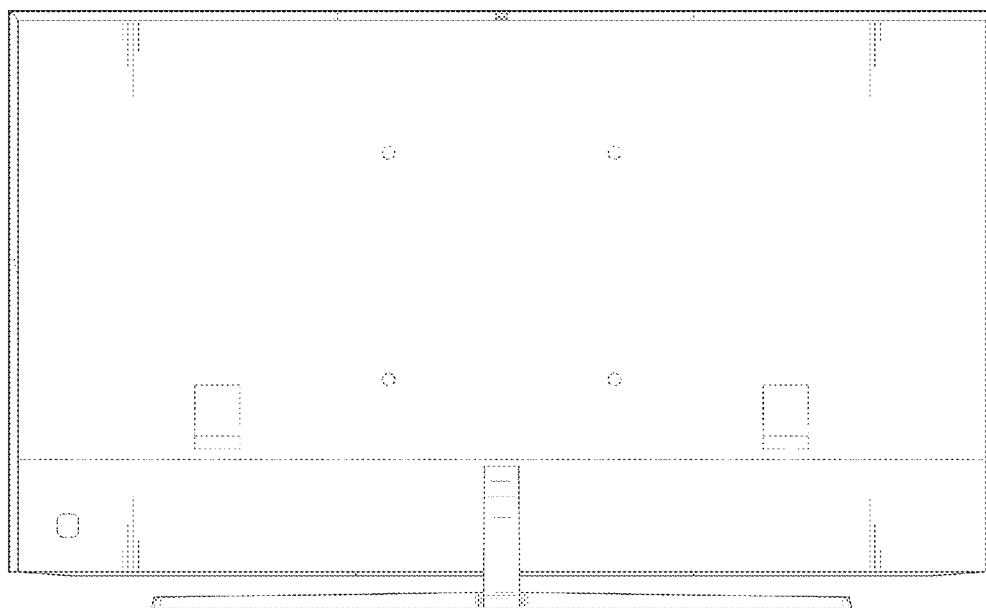


Fig. 4

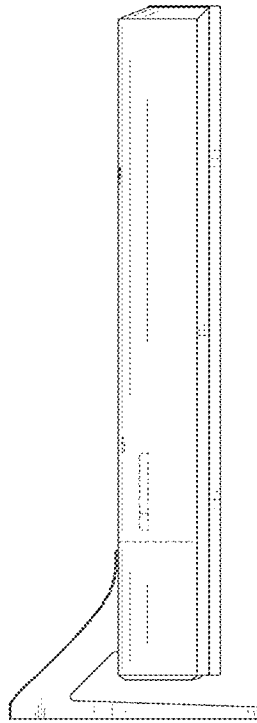


Fig. 5

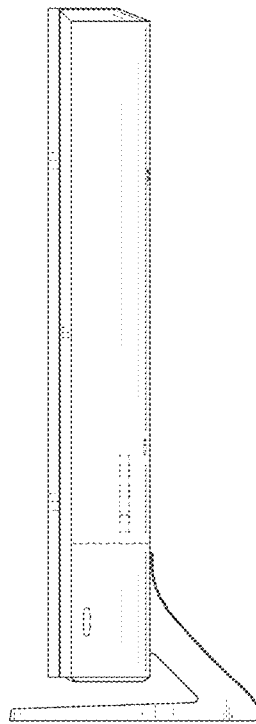


Fig. 6

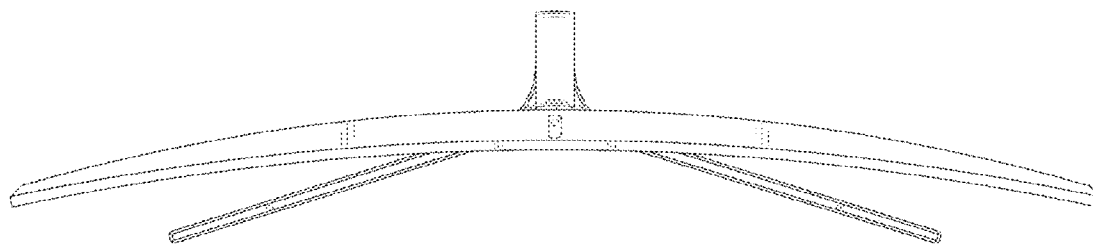


Fig. 7

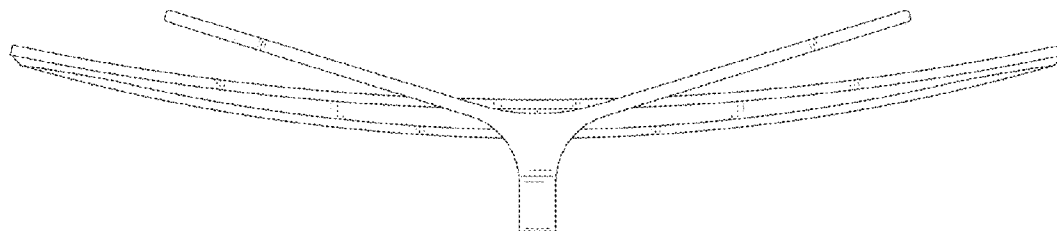


Fig. 8

