



US00D362063S

United States Patent [19]

[11] Patent Number: **Des. 362,063**

Savage et al.

[45] Date of Patent: **** Sep. 5, 1995**

[54] **STETHOSCOPE HEADSET**

D. 353,195	12/1994	Savage et al.	D24/134
2,498,960	2/1950	Mullin	181/130 X
3,108,652	10/1963	Littmann	181/131
3,168,160	2/1965	Littmann et al.	181/135
3,539,032	11/1970	Scanlon	D24/134 X

[76] Inventors: **Gary Savage**, 5625, 17^e Avenue, Montréal, Québec, Canada, H1X 2R7; **Michel Swift**, 444, Édouard Charles, Outremont, Québec, Canada, H2P 2N4

Primary Examiner—Louis S. Zarfaz
Assistant Examiner—I. Simmons

[**] Term: **14 Years**

[57] **CLAIM**

[21] Appl. No.: **21,646**

The ornamental design for a stethoscope headset, as shown and described.

[22] Filed: **Apr. 21, 1994**

DESCRIPTION

[52] U.S. Cl. **D24/134**

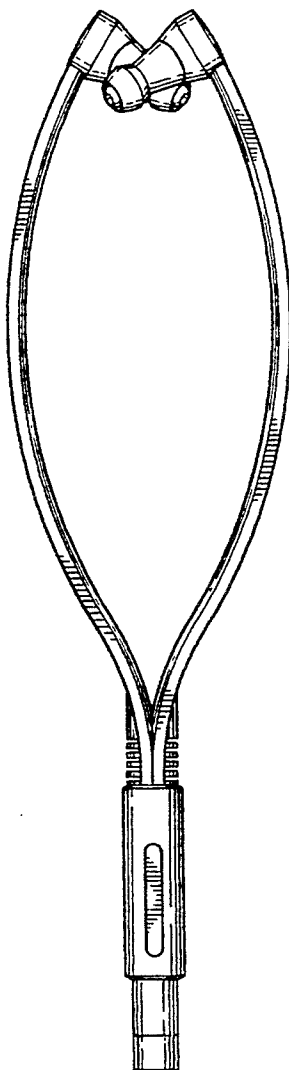
[58] Field of Search D24/134; 181/137, 131, 181/135, 132; 381/67, 95, 96, 121

FIG. 1 is a front elevational view of a stethoscope headset showing our new design;
FIG. 2 is a rear elevational view thereof;
FIG. 3 is a left side elevational view of the stethoscope headset; the right side elevational view being a mirror image thereof;
FIG. 4 is a top plan view thereof; and,
FIG. 5 is a bottom plan view thereof.

[56] **References Cited**

U.S. PATENT DOCUMENTS

D. 246,782	12/1977	Saiya	D24/134
D. 335,709	5/1993	Choi	D24/134



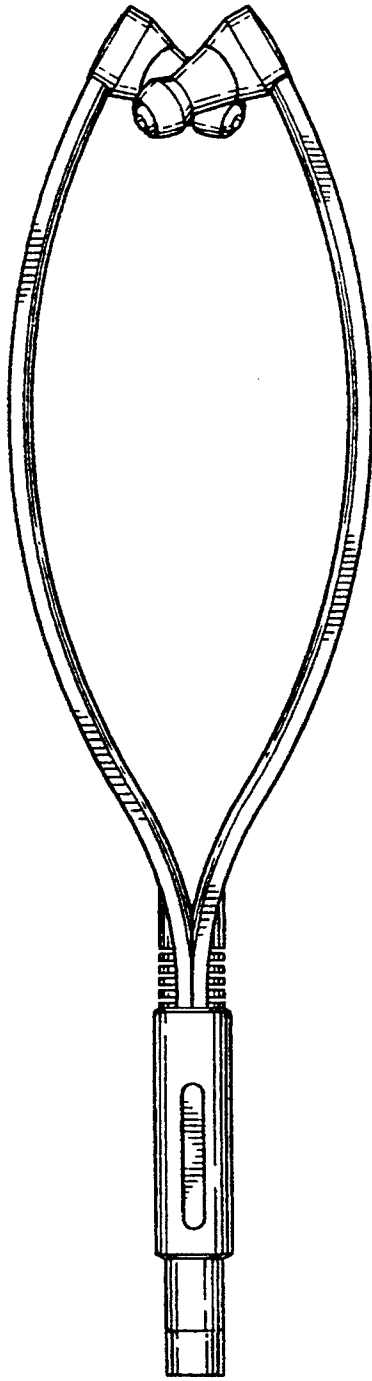


FIG. 1

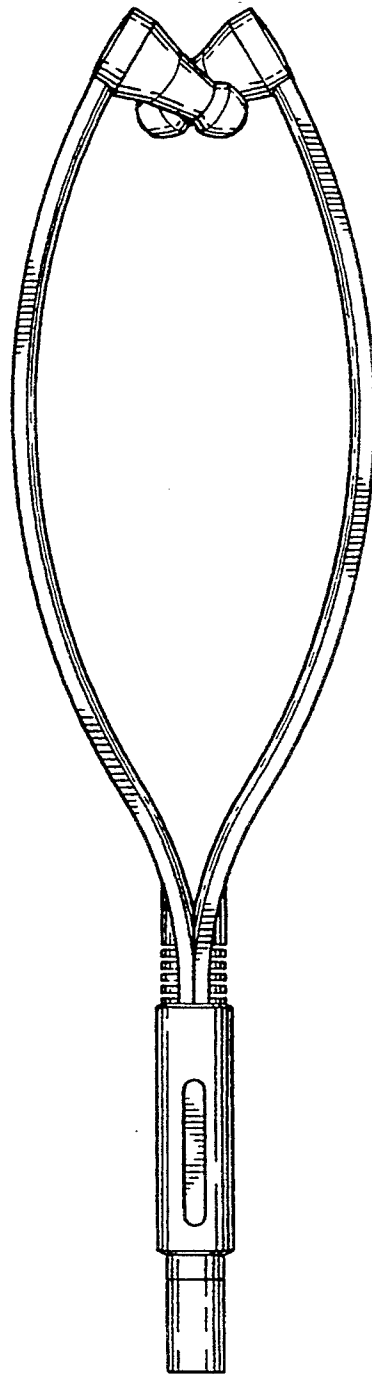


FIG. 2

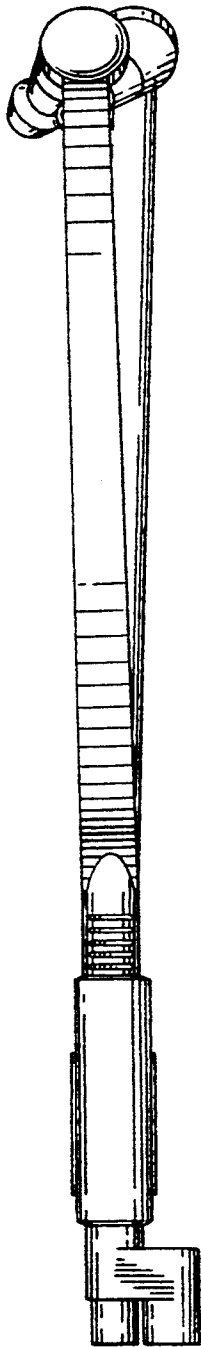


FIG. 3

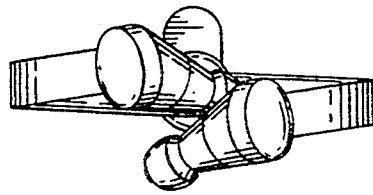


FIG. 4




FIG. 5