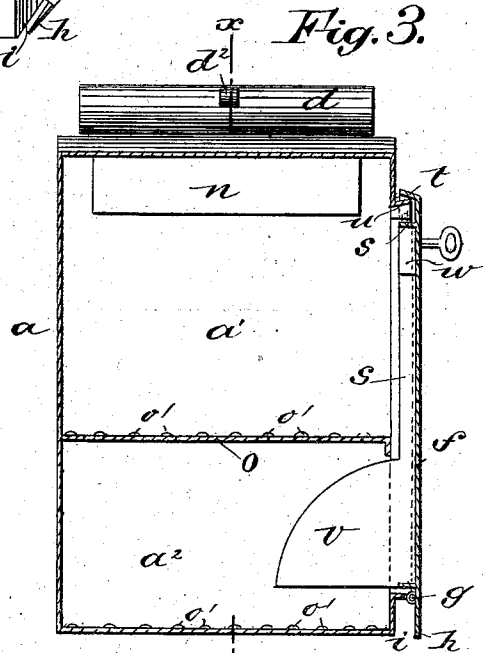
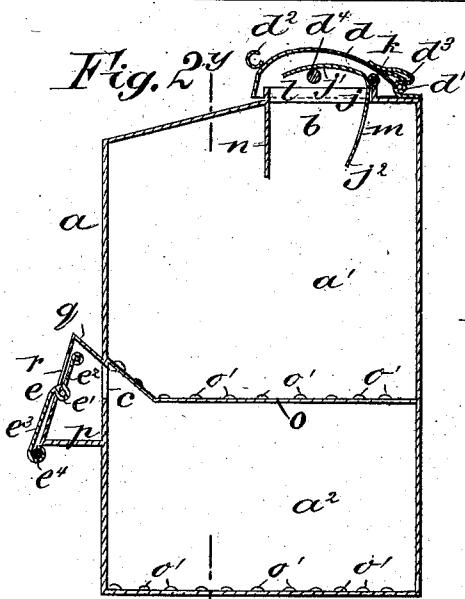
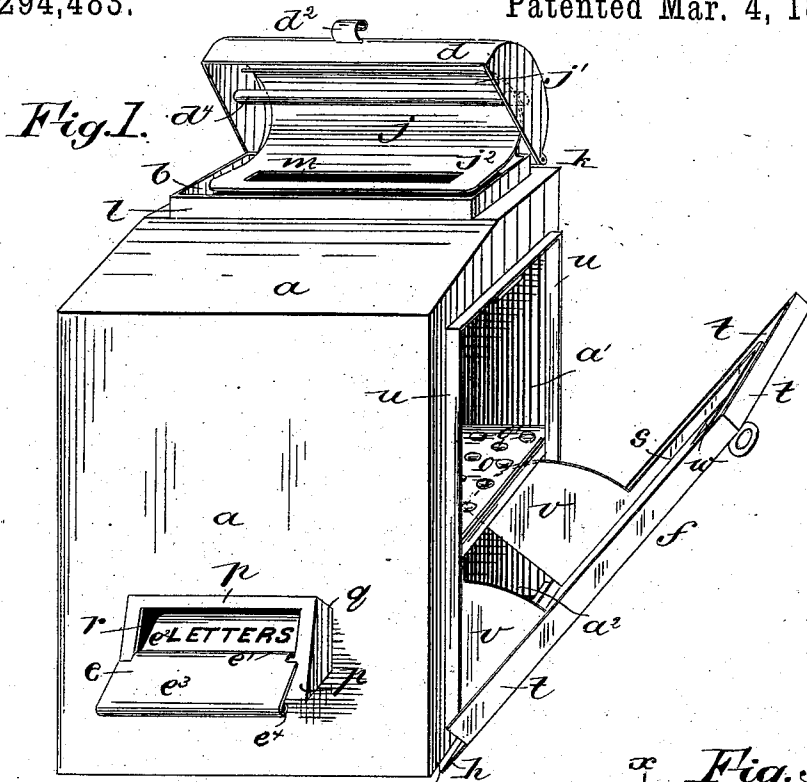


(No Model.)

C. F. MAIZE.  
LETTER BOX.

No. 294,483.

Patented Mar. 4, 1884.



WITNESSES:

*H. Beyer*  
*L. Sedgwick*

INVENTOR:

*C. F. Maize*  
BY *Munn & Co.*  
ATTORNEYS.

# UNITED STATES PATENT OFFICE.

CHARLES F. MAIZE, OF PHILADELPHIA, PENNSYLVANIA.

## LETTER-BOX.

SPECIFICATION forming part of Letters Patent No. 294,482, dated March 4, 1884.

Application filed July 20, 1883. (No model.)

*To all whom it may concern:*

Be it known that I, CHARLES F. MAIZE, of Philadelphia, in the county of Philadelphia and State of Pennsylvania, have invented a new and Improved Letter-Box, of which the following is a full, clear, and exact description.

My invention relates to that class of boxes in which letters, newspapers, and other matter are deposited; and the object of the invention is to provide such a box having better arrangements of the parts for the introduction of the mail-matter and affording increased security and protection to such matter when deposited in the box.

The invention consists in special constructions of parts of the box, including an arrangement of guard-plates at the opening for the newspaper-drop, and a novel self-closing lid for the letter-drop with an improved hood, in which the letter-drop lid is fitted, to exclude water from the box; also, in an improved contrivance of the door closing the discharge-opening at the side of the box, with double flanges fitting over a flared flange on the box, and in other details of construction, all as hereinafter fully described and claimed.

Reference is to be had to the accompanying drawings, forming a part of this specification, in which similar letters of reference indicate corresponding parts in all the figures.

Figure 1 is front perspective view of the improvement with the drop-covers and discharging-door open. Fig. 2 is a vertical section of the box on the line *xx*, Fig. 3; and Fig. 3 is a vertical sectional elevation through the discharging-door and on the line *yy*, Fig. 2.

I prefer to make my improved letter-box *a* in rectangular general form, and I provide an opening, *b*, in its top, and one, *c*, in its front for the passage of mail-matter into the box, these openings being closed by the drop lids or covers *d e*, respectively; and at one side of the box a door, *f*, is hinged at *g*, near the bottom of the box, to swing until stopped by the ledge *h* of the door striking the corner or front of the box at *i*, as in Fig. 1. The top drop-lid, *d*, is hinged suitably at *d'* to box *a*, has any suitable knob or device, *d''*, by which to raise it, and a fixed stop, *d'''*, to limit its opening or backward swing by contact with the box *a*.

The letter *j* represents a shield plate or guard to the opening *b*, said guard being hinged at *k* to the box *a*, or preferably along one edge of an upwardly-projecting rim or flange, *l*, provided to exclude rain or snow from the interior of the box. The lid *d* has a fixed rod, *d<sup>4</sup>*, which comes beneath the upper curved portion, *j'*, of the guard *j* when in working-position, so that when lid *d* is thrown back or open, until arrested by stop *d<sup>5</sup>*, the lower portion, *j''*, of the guard *j* will be carried about to a horizontal position, as in Fig. 1, to close opening *b*, and form a platform or table on which newspapers or other bulky articles may be placed, to be automatically discharged into box *a* by the downswing of guard *j* when the cover *d* is closed over the opening *b*, as in Fig. 2, and the guard *j* has a slot, *m*, through which letters or small packages may be passed directly into the mail-box when lid *d* is raised. The curved upper plate portion, *j'*, of guard *j* is made preferably of the same width as the lower part, *j''*, or guard proper, as such construction is quite as cheap and much stronger than would be an arrangement of curved arms or wires projecting upward from part *j''* over the rod *d<sup>4</sup>*, or equivalent pins or stops fitted to lid *d* at the ends, as will be readily understood. As the guard *j* falls in advance of the tight closure of the lid *d*, I fit to the under side of the top of box *a* the fixed depending plate *n*, along the side of opening *c*, opposite the hinge-joints of the lid and guard, said plate *n* serving to effectually prevent the abstraction of matter deposited in the box.

A mail-box fitted with an opening, *b*, lid *d*, and guard *j*, and either with or without the plate *n*, would serve well for the reception of unassorted mail-matter; but I propose to divide the box *a* by a transverse partition, *o*, into an upper newspaper and package receiving compartment, *a'*, and a lower compartment, *a''*, specially intended for holding letters.

Over the opening *c*, through which the letters are passed into the box *a*, I fix the hood *p*, the top *q* of which slants inward and downward, or is flared, to shed water toward the body of box *a*, and also prevent the water from the side of the box from flowing over the front or face of the hood *p*, which preferably

inclines outward and downward from the top, as shown, which construction prevents the entrance of water within hood *p*, and through opening *e*, the hood having an opening, *r*, opposite the one, *e*, through which to pass the letters. The openings *r* and *e* are closed by the cover or lid *e*, which is hinged to the hood *p*, at a point, *e'*, preferably above its horizontal center, so that this lid *e* will close by gravity with its upper portion, *e''*, upon the inner face of the front of the hood, while the lower portion, *e'''*, of the lid will fall upon the outside face of the hood, as shown.

A weight, *e'*, such as a heavy wire, may be fitted to or in the lower edge of lid *e*, to facilitate its prompt and tight closure, which is also aided by the backward incline of the front of the hood, and with a lid, *e*, thus arranged letters may readily be passed into the box *a* by one hand only, leaving the other hand free for holding articles, such as satchels, umbrellas, or packages, which is a great convenience and advantage.

The door *f*, by which access is had to the interior of the box *a*, is fitted on the inside with the flange *s*, at a little distance from the outer edge flange, *t*, of the door, so that when the door is closed the flange *u*, which projects from the side of the box *a*, around its opening, will be inclosed between flanges *s* and *t*, to make a weather-proof joint of the door *f* with the box *a*; and the upper flange, *u*, and it may be the side flanges, *u*, also, are flared from the face of the box to better shed the water, as is the top *q* of the hood *p*, above described.

I make the wings *v* on the door *f* as continuations or backward extensions of the side flanges, *s*, said wings serving to prevent a spilling of the contents of the box *a* when the door *f* is opened. These wings *v* may extend quite to the free end of the door *f*, and enter slots in the partition *o*, through which the mail-matter in compartment *a'* cannot fall into the one *a''* below; or, if desired, the wings *v* may be dispensed with.

In practice, I shall fit the door *f* with any approved spring-lock, *w*, to hold the door securely and self-actingly by simply closing it upon the box, and I shall also fit or form upon the bottom of the box and the partition *o*, when used, the buttons or projections *o'*, to facilitate the removal by hand of the mail-matter from the box.

My improved letter or mail box may be made of any desired size, shape, or material, as required by the conditions of use; and it is believed that it will be found more practical, convenient, and safe than the boxes commonly employed for like purposes.

I do not abandon or dedicate to the public any patentable features set forth herein and not hereinafter claimed, but reserve the right to claim the same either in a reissue of any patent that may be granted upon this application or in other applications for Letters Patent that I may make.

Having thus fully described my invention, I claim as new and desire to secure by Letters Patent—

1. The combination, with the box *a*, having an opening, *b*, and hinged lid *d* therefor, of the guard *j*, hinged to the box *a*, and the rod *d'*, fixed to lid *d*, for operating the guard by the lid, substantially as shown and described.

2. A letter-box having the outer flange, *u*, and a door hinged thereto at *g*, said door being extended below the hinge to form a ledge, *h*, whereby the door may be held open, as shown and described.

3. The combination, with the box *a*, having an opening, *b*, and lid *d*, fitted with a rod, *d'*, or equivalent devices, of the guard *j*, hinged to the box *a* at *k*, and having a slot, *m*, in its lower portion, *j''*, substantially as shown and described.

4. The combination, with the box *a*, provided with opening *b*, lid *d*, fitted with bar *d'*, and the guard *j*, of the pendent plate *n*, substantially as shown and described.

5. A mail-box divided by a horizontal partition, *o*, into an upper and lower compartment, *a'* *a''*, having a single outlet-door, *f*, at one end for both compartments, and two inlets—one on the top and the other on the lower half of the front of the box—said inlets having covers, as shown and described.

6. The door *f* and mail-box *a*, provided with the flanges *t* *u*, upwardly inclined toward each other, and the flange *t*, overlapping flange *u* to produce a water-proof joint, as described.

7. The hood *p*, constructed with a flared top, *g*, a front apertured at *r*, and falling inward at the top, and a lid, *e*, arranged to close the opening *r* by gravity, and at the inside of the hood front, substantially as shown and described.

8. The combination, in a letter or mail box, of the compartment *a'*, having an opening, *b*, lid *d*, and guard *j*, and the compartment *a''*, having an opening, *c*, and hood *p*, apertured at *r*, and fitted with an inwardly-opening and self-closing lid, *e*, substantially as shown and described.

C. F. MAIZE.

Witnesses:

CHARLES BROWN,  
SAML. M. BROWN.