



US00D347731S

United States Patent [19]

[11] Patent Number: **Des. 347,731**

Hayakawa et al.

[45] Date of Patent: **** Jun. 14, 1994**

[54] **CARRYING CASE FOR A TOOL**
[75] Inventors: **Naohiro Hayakawa, Nagoya; Hideo Ohta, Ichinomiya, both of Japan**

D. 324,608 3/1992 Forbes D3/76 X
D. 329,138 9/1992 Hsieh D3/76
D. 332,698 1/1993 Chauvin D3/76
5,114,007 5/1992 Chen 206/373

[73] Assignee: **Makita Corporation, Anjo, Japan**

FOREIGN PATENT DOCUMENTS

[**] Term: **14 Years**

721641 12/1987 Japan .

[21] Appl. No.: **877,221**

OTHER PUBLICATIONS

[22] Filed: **May 1, 1992**

Makita Catalogue Excerpt No. 60120L Sep. 30, 1983.

[30] **Foreign Application Priority Data**

Primary Examiner—Melvin B. Feifer
Assistant Examiner—Paula Mortimer
Attorney, Agent, or Firm—Lahive & Cockfield

Nov. 6, 1991 [JP] Japan 3-33720

[52] U.S. Cl. **D3/282; D3/905**

[57] **CLAIM**

[58] Field of Search D3/78, 73, 72, 74, 75;
312/902, 244, DIG. 33; 206/372, 373; 190/115,
111, 119, 118, 109, 902, 112

The ornamental design for a carrying case for a tool, as shown and described.

[56] **References Cited**

DESCRIPTION

U.S. PATENT DOCUMENTS

D. 194,338 1/1963 Harty D3/73
D. 196,955 11/1963 Parseil D3/73
D. 279,728 7/1985 Kurihara D3/73
D. 298,486 11/1988 Jain D3/76
D. 307,829 5/1990 Hasuike D3/76
D. 314,669 2/1991 Kunimune D3/72 X

FIG. 1 is a top, front, and left side perspective view of the carrying case for a tool showing the new design; FIG. 2 is a front elevational view thereof; FIG. 3 is a rear elevational view thereof; FIG. 4 is a left side elevational view thereof; FIG. 5 is a right side elevational view thereof; FIG. 6 is a top plan view thereof; and, FIG. 7 is a bottom plan view thereof.

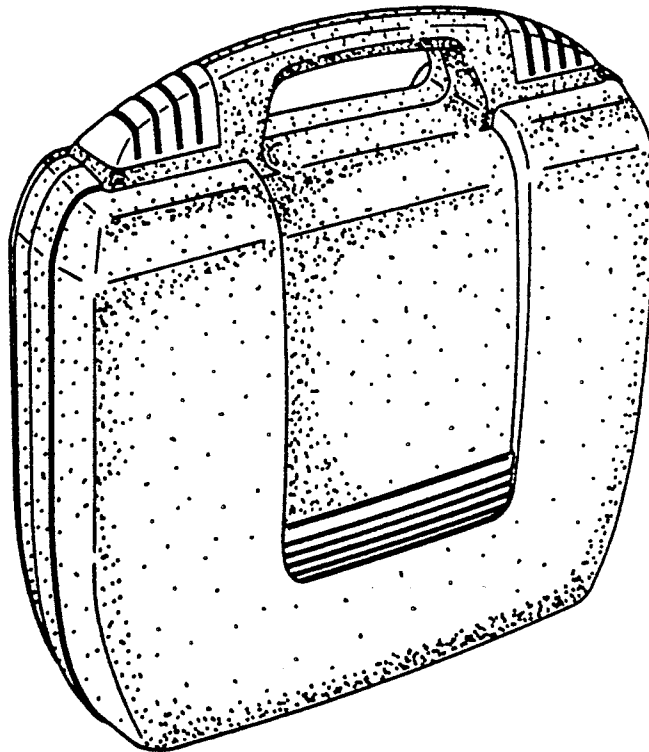


FIG. 1

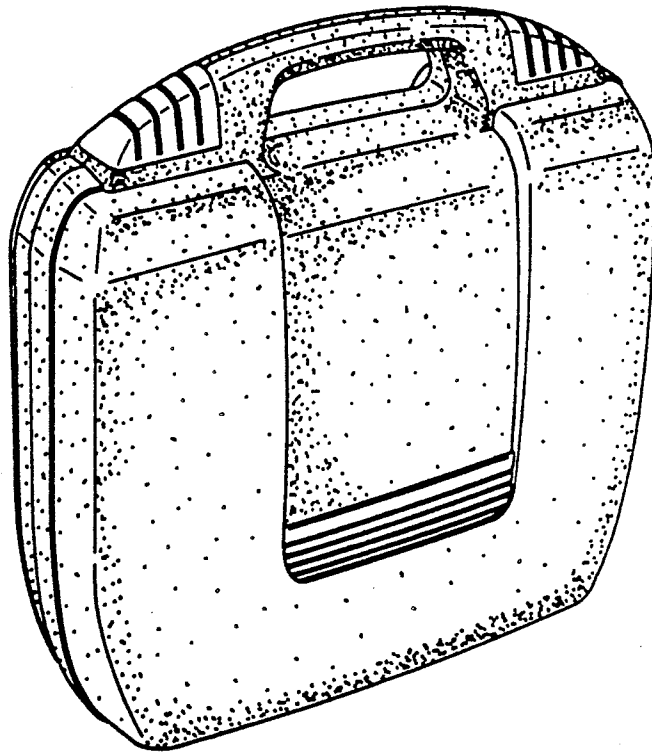


FIG. 2

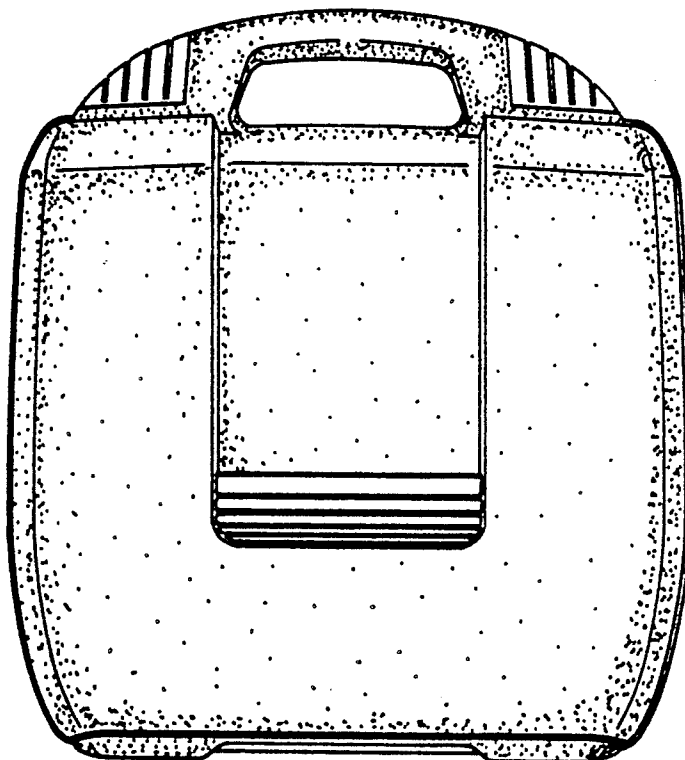


FIG. 3

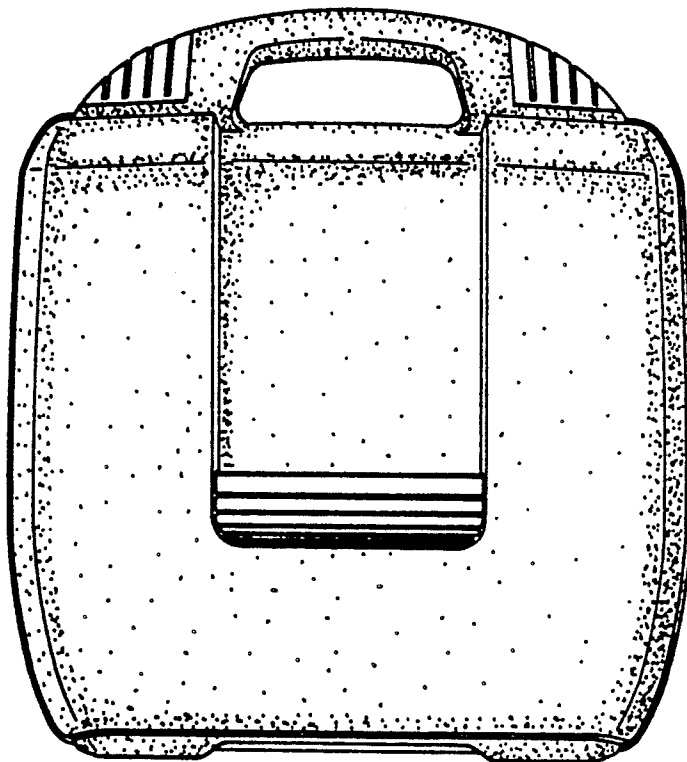


FIG. 4

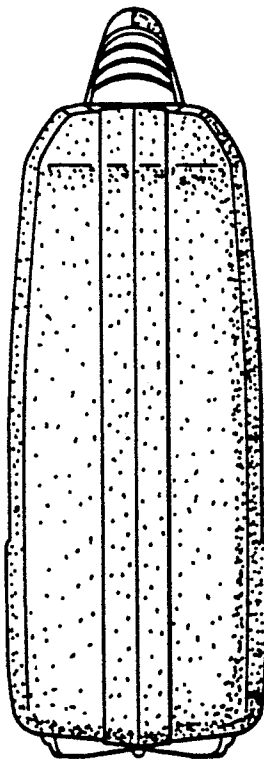


FIG. 5

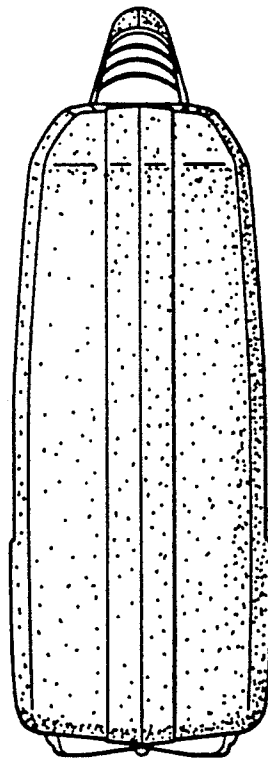


FIG. 6

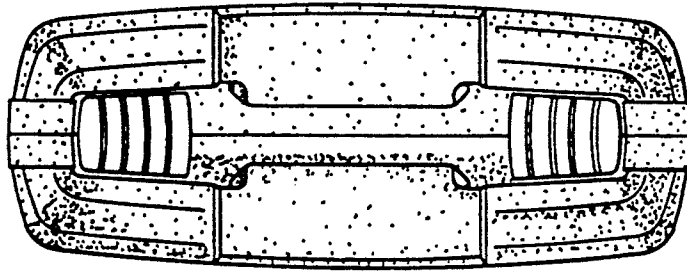


FIG. 7

