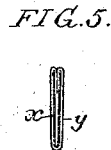
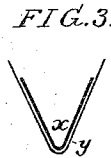
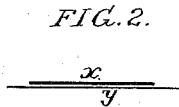
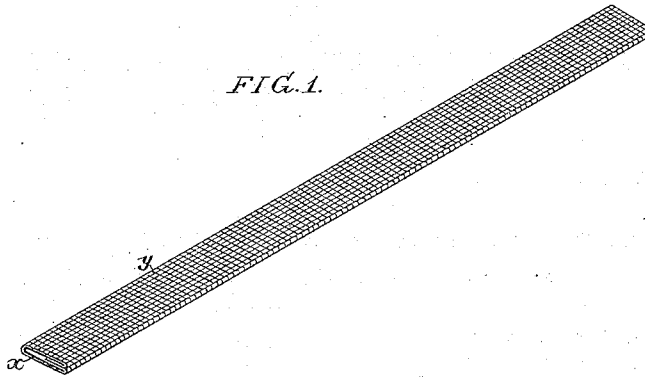


(No Model.)

D. SNYDER.
HAIR CRIMPER.

No. 331,216.

Patented Nov. 24, 1885.



Witnesses:
John M. Clayton.
Harry Drury.

Inventor:
Daniel Snyder
by his Attorneys
Hobson & Sons

UNITED STATES PATENT OFFICE.

DANIEL SNYDER, OF PHILADELPHIA, PENNSYLVANIA, ASSIGNOR OF ONE-HALF TO ELLWOOD IVINS, OF SAME PLACE.

HAIR-CRIMPER.

SPECIFICATION forming part of Letters Patent No. 331,216, dated November 24, 1885.

Application filed September 10, 1884. Serial No. 142,624. (No model.)

To all whom it may concern:

Be it known that I, DANIEL SNYDER, a citizen of the United States, and a resident of Philadelphia, Pennsylvania, have invented certain Improvements in Hair-Crimpers, of which the following is a specification.

The object of my invention is to provide for use as a hair-crimper or for other purposes a strip of thin metal with a protecting-covering of textile material secured to the metal core without the aid of cement; and this object I attain in the manner hereinafter set forth, reference being had to the accompanying drawings, in which—

15 Figure 1 is a perspective view, on an enlarged scale, of a covered strip of sheet metal produced in accordance with my invention; Figs. 2, 3, 4, and 5, diagrams illustrating the method of making the strip, and Fig. 6 a
20 view of a modified form of strip.

In carrying out my invention I take a strip, *x*, of sheet metal, preferably thin flexible sheet-brass, having little or no elasticity, and a strip, *y*, of textile material—such as common
25 muslin—of a width somewhat greater than that of the sheet metal, as shown in Fig. 2. The two strips lying together are folded on a central longitudinal line, as in Fig. 3, and the projecting ends of the strip *y* are folded down
30 over the edges of the strip *x*, as in Fig. 4,

prior to the meeting of said edges, as in Fig. 5, so that when the folds are pressed together the tucked-in edges of the strip *y* are securely confined without the aid of any cement, and the covering cannot be detached from the
35 metal core.

The strip *x* may, if desired, be folded as shown in Fig. 6, the result as regards the confinement of the covering being the same; but the increased bulk due to the tucked-in edges
40 of the strip *y* in this case being at the center of the strip, instead of at the edge.

The covered strip can be made in long pieces, and afterward cut into suitable lengths.

I claim as my invention—

45 The new article of manufacture herein described, the same consisting of a longitudinally doubled or folded strip of sheet metal, having a covering secured thereto by folding the projecting edges of the said covering in
50 over the edges of the sheet-metal strip, as set forth.

In testimony whereof I have signed my name to this specification in the presence of two subscribing witnesses.

DANIEL SNYDER.

Witnesses:

JOHN M. CLAYTON,
HARRY SMITH.