



US00D739714S

(12) **United States Design Patent**  
**Geiger et al.**

(10) **Patent No.:** **US D739,714 S**

(45) **Date of Patent:** **\*\* Sep. 29, 2015**

- (54) **AERIAL SUPPORT TIE**
- (71) Applicant: **HellermannTyton Corporation,**  
Milwaukee, WI (US)
- (72) Inventors: **Gerard G. Geiger,** Jackson, WI (US);  
**Walter Patrick Trautfield,** Milwaukee,  
WI (US)
- (73) Assignee: **HellermannTyton Corporation,**  
Milwaukee, WI (US)
- (\*\*) Term: **14 Years**
- (21) Appl. No.: **29/482,670**
- (22) Filed: **Feb. 20, 2014**
- (51) **LOC (10) Cl.** ..... **08-05**
- (52) **U.S. Cl.**  
USPC ..... **D8/356**
- (58) **Field of Classification Search**  
USPC ..... D8/356, 354, 349, 396, 394, 382, 383;  
136/246; D6/323; 248/301-304, 339,  
248/205.3, 58, 60, 74.3, 71; 220/575;  
206/521.15; 439/501; 24/16 PB, 17 AP,  
24/30.5 P, 30.5 S, 300, 301, 302, 339,  
24/DIG. 16, 16 R, 306, 17 R, 17 AB; 70/16;  
128/878  
See application file for complete search history.

4,272,870	A *	6/1981	McCormick	.....	24/16 PB
4,397,435	A	8/1983	Fisher		
D273,361	S *	4/1984	Suzuki	.....	D8/394
RE31,689	E	10/1984	Bulanda		
4,498,507	A	2/1985	Thompson		
D281,301	S *	11/1985	Spolar	.....	D10/46.2

(Continued)

*Primary Examiner* — Cynthia Underwood  
(74) *Attorney, Agent, or Firm* — Ryan Kromholz & Manion,  
S.C.

(57) **CLAIM**  
The ornamental design for an aerial support tie, as shown and described.

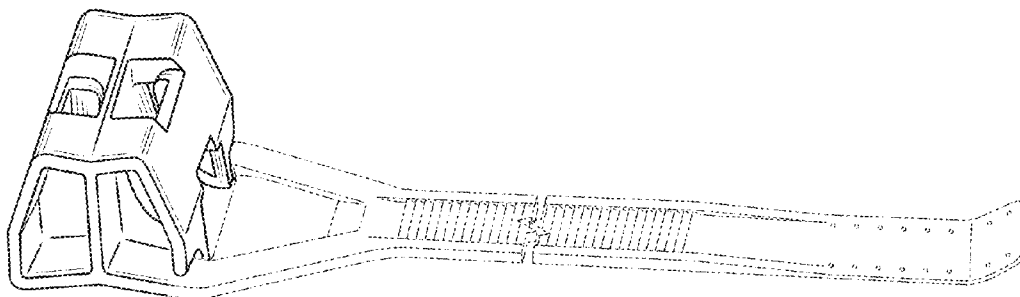
**DESCRIPTION**

FIG. 1 is a perspective view of a first embodiment of a tie head according to the present invention.  
 FIG. 2 is a left side elevation view of the embodiment of FIG. 1.  
 FIG. 3 is a right side elevation view of the embodiment of FIG. 1.  
 FIG. 4 is a top plan view of the embodiment of FIG. 1.  
 FIG. 5 is a bottom plan view of the embodiment of FIG. 1.  
 FIG. 6 is a front elevation view of the embodiment of FIG. 1.  
 FIG. 7 is a rear elevation view of the embodiment of FIG. 1.  
 FIG. 8 is a perspective view of a second embodiment of a tie head according to the present invention.  
 FIG. 9 is a left side elevation view of the embodiment of FIG. 8.  
 FIG. 10 is a right side elevation view of the embodiment of FIG. 8.  
 FIG. 11 is a top plan view of the embodiment of FIG. 8.  
 FIG. 12 is a bottom plan view of the embodiment of FIG. 8.  
 FIG. 13 is a front elevation view of the embodiment of FIG. 8; and,  
 FIG. 14 is a rear elevation view of the embodiment of FIG. 8.

**1 Claim, 4 Drawing Sheets**

- (56) **References Cited**  
U.S. PATENT DOCUMENTS

3,463,427	A *	8/1969	Fisher	.....	248/68.1
3,654,669	A	4/1972	Fulton		
3,747,164	A	7/1973	Fortsch		
3,816,878	A	6/1974	Fulton		
3,981,048	A	9/1976	Moody		
4,001,898	A	1/1977	Caveney		
4,191,334	A	3/1980	Bulanda		

(56)

References Cited

U.S. PATENT DOCUMENTS

4,557,023 A	12/1985	Six	
4,562,982 A	1/1986	McSherry	
4,574,434 A	3/1986	Shupe	
4,665,588 A	5/1987	Nakano	
4,819,897 A	4/1989	Gooding	
4,860,979 A *	8/1989	Camensch	248/74.3
D305,099 S *	12/1989	Naruse et al.	D8/396
D305,977 S *	2/1990	Ono	D8/396
4,909,051 A	3/1990	Lee	
4,993,669 A	2/1991	Dyer	
5,083,346 A	1/1992	Orton	
5,088,158 A *	2/1992	Burkholder	24/16 PB
5,102,075 A	4/1992	Dyer	
5,117,575 A	6/1992	Desmond	
5,131,613 A *	7/1992	Kamiya et al.	248/74.3
D334,337 S *	3/1993	Ito et al.	D8/396
D347,156 S *	5/1994	Starrett et al.	D29/120.2
5,377,387 A	1/1995	Freed	
5,398,383 A *	3/1995	Bingold	24/16 PB
5,416,955 A *	5/1995	Katsma	24/588.1
D363,212 S *	10/1995	Hill	D8/396
D368,853 S *	4/1996	Liu et al.	D8/394
5,538,208 A	7/1996	Cordes	
5,584,452 A *	12/1996	Koike	248/74.3
5,884,367 A *	3/1999	Teagno et al.	24/16 PB
5,911,368 A	6/1999	Davignon	
5,954,302 A	9/1999	Robertson	
5,956,813 A	9/1999	Cooper	
5,966,781 A	10/1999	Geiger	
D417,387 S *	12/1999	Kim	D8/382
D417,838 S *	12/1999	Kim	D8/396
D424,923 S *	5/2000	Lodi	D8/396
6,105,908 A *	8/2000	Kraus	248/74.3
6,119,314 A	9/2000	Freed	
6,129,317 A	10/2000	Rodrigues	
6,151,761 A *	11/2000	Thompson	24/16 PB
D435,438 S	12/2000	West	
6,196,033 B1 *	3/2001	Dowdle	70/16
D442,851 S *	5/2001	Wilson	D8/394
6,240,602 B1	6/2001	Geiger	
6,330,989 B1	12/2001	Okamoto	
6,363,244 B1 *	3/2002	McGhee	455/90.1
6,364,257 B1 *	4/2002	Holder	248/74.3
6,484,366 B1	11/2002	Deschenes	
6,532,631 B2 *	3/2003	Rohaly et al.	24/16 PB
6,828,509 B2 *	12/2004	Ito et al.	174/135
D530,600 S	10/2006	Krisel	
7,131,168 B2 *	11/2006	Pangallo	24/16 PB
D537,333 S *	2/2007	Jowsey	D8/396
D565,401 S *	4/2008	Grady et al.	D8/394
D570,673 S *	6/2008	Geiger et al.	D8/394
7,753,320 B2 *	7/2010	Geiger et al.	248/71
7,753,321 B2 *	7/2010	Geiger	248/74.3
7,774,905 B2 *	8/2010	Geiger	24/16 PB
7,789,414 B2	9/2010	Blackburn	
D631,731 S *	2/2011	Chen	D8/356
D634,187 S *	3/2011	Kozel	D8/396
8,033,966 B2 *	10/2011	Ayoub	482/121
D670,154 S *	11/2012	Kelleghan	D8/356
8,474,104 B2	7/2013	Watson	
8,978,210 B2 *	3/2015	Arjomand	24/16 PB
8,978,211 B2 *	3/2015	Arjomand	24/16 R
2003/0106190 A1 *	6/2003	Christianson	24/600.1
2008/0185409 A1 *	8/2008	Kellenberger	224/257
2009/0276983 A1 *	11/2009	Chan	24/369
2010/0071169 A1 *	3/2010	Williams et al.	24/16 PB
2010/0306967 A1 *	12/2010	Geiger	24/16 PB
2012/0291231 A1 *	11/2012	Ku	24/16 R

\* cited by examiner

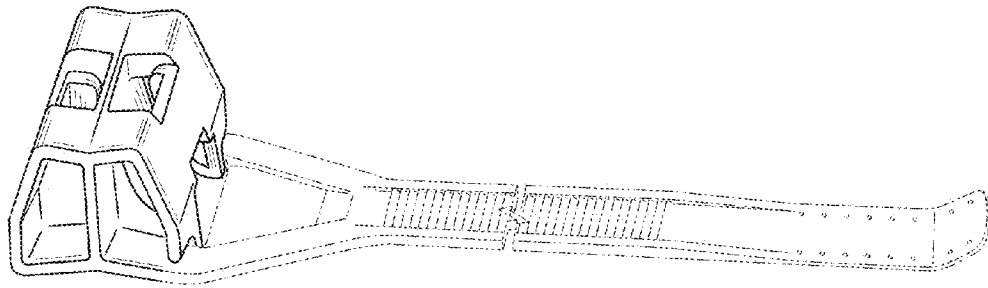


Fig. 1




Fig. 2


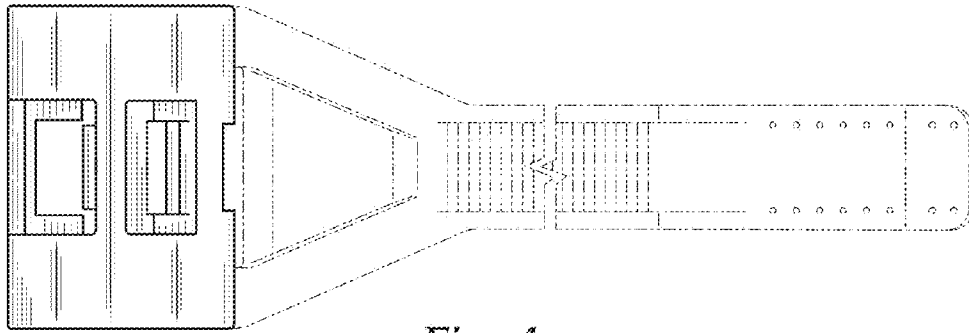
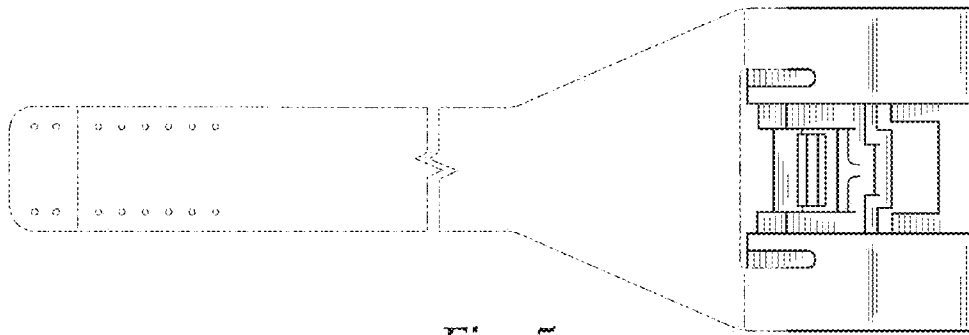


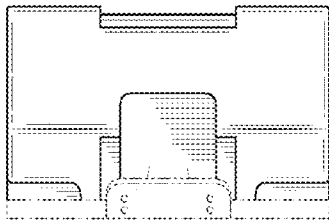
Fig. 3



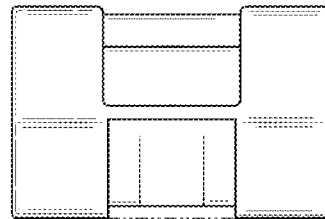
*Fig. 4*



*Fig. 5*



*Fig. 6*



*Fig. 7*

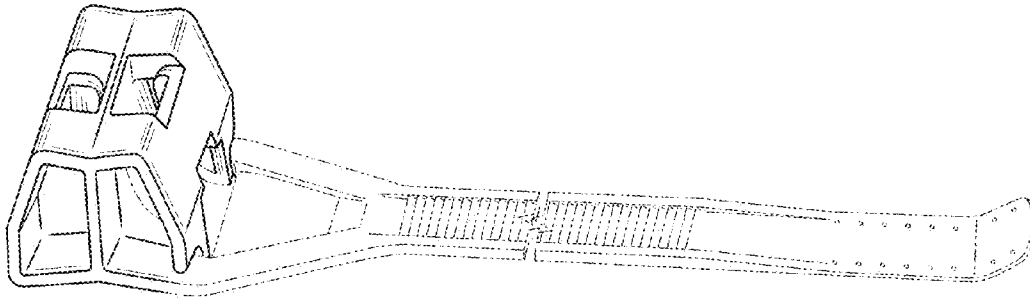


Fig. 8




Fig. 9


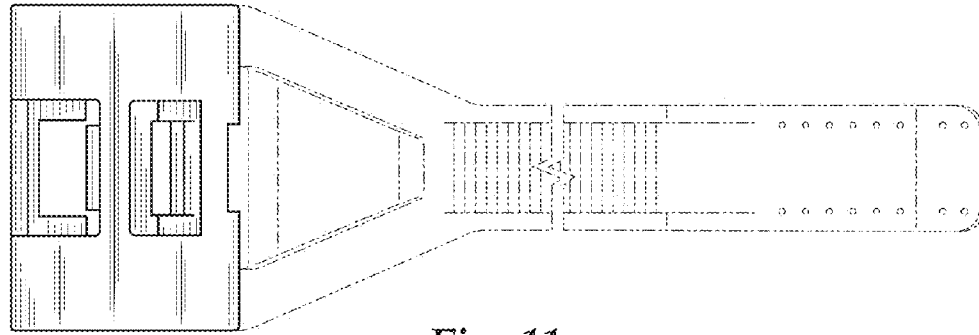
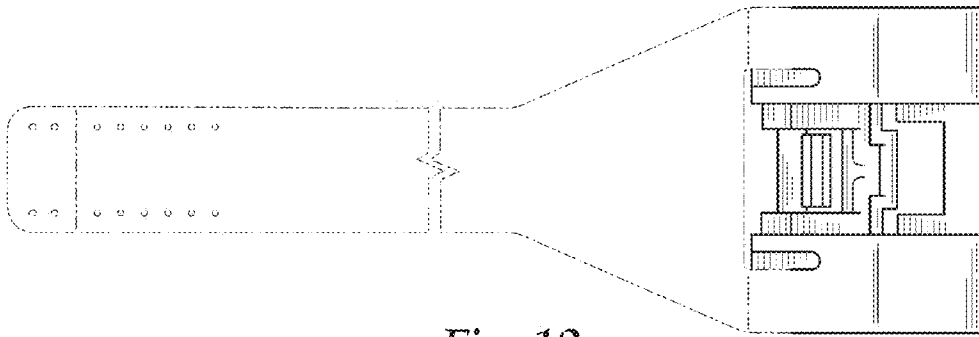


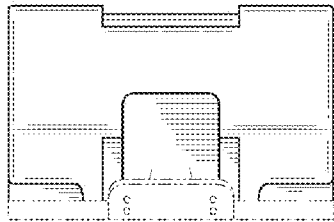
Fig. 10



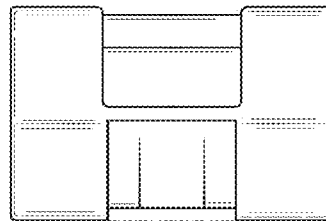
*Fig. 11*



*Fig. 12*



*Fig. 13*



*Fig. 14*