



(51) International Patent Classification:
H04L 29/08 (2006.01) *H04L 12/24* (2006.01)

(21) International Application Number:
PCT/EP2009/059812

(22) International Filing Date:
29 July 2009 (29.07.2009)

(25) Filing Language: English

(26) Publication Language: English

(30) Priority Data:
08104931.4 31 July 2008 (31.07.2008) EP

(71) Applicant (for all designated States except US): **NOKIA SIEMENS NETWORKS OY** [FI/FI]; Karaportti 3, FI-02610 Espoo (FI).

(72) Inventors; and

(75) Inventors/Applicants (for US only): **KIISKI, Matti, Tapani** [FI/FI]; . (FI). **KINNUNEN, Tero-Matti** [FI/FI]; Isomittarinkuja 9, FI-36240 Kangasala (FI). **VESTERI-NEN, Seppo, Ilmari** [FI/FI]; Lillukkakuja 8, FI-90460 Oulunsalo (FI).

(81) Designated States (unless otherwise indicated, for every kind of national protection available): AE, AG, AL, AM, AO, AT, AU, AZ, BA, BB, BG, BH, BR, BW, BY, BZ, CA, CH, CL, CN, CO, CR, CU, CZ, DE, DK, DM, DO, DZ, EC, EE, EG, ES, FI, GB, GD, GE, GH, GM, GT, HN, HR, HU, ID, IL, IN, IS, JP, KE, KG, KM, KN, KP, KR, KZ, LA, LC, LK, LR, LS, LT, LU, LY, MA, MD, ME, MG, MK, MN, MW, MX, MY, MZ, NA, NG, NI, NO, NZ, OM, PE, PG, PH, PL, PT, RO, RS, RU, SC, SD, SE, SG, SK, SL, SM, ST, SV, SY, TJ, TM, TN, TR, TT, TZ, UA, UG, US, UZ, VC, VN, ZA, ZM, ZW.

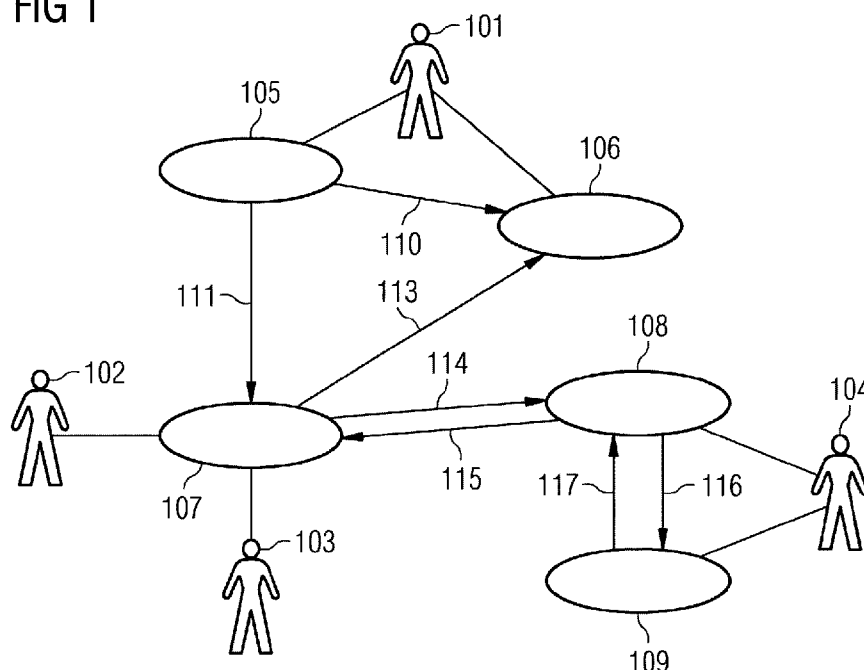
(84) Designated States (unless otherwise indicated, for every kind of regional protection available): ARIPO (BW, GH, GM, KE, LS, MW, MZ, NA, SD, SL, SZ, TZ, UG, ZM, ZW), Eurasian (AM, AZ, BY, KG, KZ, MD, RU, TJ, TM), European (AT, BE, BG, CH, CY, CZ, DE, DK, EE, ES, FI, FR, GB, GR, HR, HU, IE, IS, IT, LT, LU, LV, MC, MK, MT, NL, NO, PL, PT, RO, SE, SI, SK, SM, TR), OAPI (BF, BJ, CF, CG, CI, CM, GA, GN, GQ, GW, ML, MR, NE, SN, TD, TG).

Published:

— with international search report (Art. 21(3))

(54) Title: CONFIGURATION OF A COMMUNICATION DEVICE

FIG 1



(57) Abstract: The present invention relates to methods and apparatus for enabling a communication device to be automatically and autonomously configured by a Network Operator (104) for deployment in a Network Operator's network. The communication device connects with a web server (106) to retrieve initial installation information. The communication device uses the installation information to identify and connect with a Network Operator (104) such that the Network Operator (104) can configure automatically and autonomously the communication device.

Configuration of a Communication Device

5 The present invention relates to the configuration of a communication device and, in particular, to the automatic and autonomous configuration of a Home Base Station.

Home Base Stations (HBS), which are also known as Femto Cells
10 or Residential Cells amongst other names, are communication devices that are typically designed for use in residential or business premises. The HBS is deployed in a user's home or office in order to extend service coverage for mobile communication, including voice and data communication, and is
15 therefore useful in areas where service coverage for mobile communication is limited or unavailable. The HBS provides a connection to a service provider's network typically via a broadband connection so that when a user, for example, makes a voice call from a mobile device such as a mobile phone, the
20 call is routed to the user's Network Operator and service provider via the HBS over the broadband connection.

It is expected that in the future hundreds if not thousands of the HBSs will be deployed in residential and business
25 premises thereby significantly increasing the size of each Network Operator's network. The large number of HBSs expected to be deployed would simply be too great for a Network Operator to be able to support planned deployment of the HBSs and provide resources, for example, man-power to
30 install each HBS.

Another problem with the expected volume of HBSs being deployed in a network is that those HBSs will be deployed by the user in locations that are not known in advance.

Therefore, each HBS deployment will be un-coordinated where automatic configuration and integration of the HBS to an Operator's network will become a requirement. This process of automated network deployment is known as Self Organising
5 Networks (SON).

However, the process of deploying and integrating each HBS into a Network Operator's network in an unplanned and uncoordinated manner has several problems which are discussed
10 below.

The HBS will typically be sold by retailers to the user. It is problematic for the user if each HBS manufactured is bound to a specific Network Operator as the user will not have the
15 freedom to choose a HBS that comprises the features which best suit the user's requirements. Therefore, it is preferable that each HBS manufactured is independent of and not bound to any particular Network Operator. However, if a HBS is not bound to any Network Operator then there is the
20 additional problem of how to configure each HBS to work in any one of a number of Network Operators' networks.

Furthermore, if each HBS is independent of any particular Network Operator then a further problem is how to install the
25 configuration information in the HBS in a secure and cost efficient manner without the need for any special technical tools, equipment or knowledge by the user or retailer.

Several different processes are known for installing
30 configuration information of a particular Network Operator into the HBS.

For example, once the user has purchased the HBS and provided their personal information and the Network Operator

subscription information to the retailer, the retailer receives the configuration information for the HBS from the Network Operator. The retailer, using a computer, may write the configuration information onto a memory card, or SIM
5 card, which is then given to the user to insert into the HBS. This method of entering the installation information into the HBS is secure as the user has no direct control over entering the actual configuration information into the HBS as the HBS reads the configuration information directly from the memory
10 card or SIM card.

However, this method has the disadvantage is that each HBS must be fitted with a memory card reader, or a SIM card reader, which will increase the cost of manufacturing the HBS
15 thereby increasing the cost to the user of the HBS. Furthermore, the cost in producing the memory cards, or the SIM cards, will also increase the cost to the user of purchasing the HBS.

20 Other known methods for entering the installation information into the HBS include:

- the retailer, using a computer terminal, prints out a paper copy of the received configuration information which the retailer provides to the user;
- 25 • the retailer, using a computer terminal, sends an SMS, MMS or file to the user's mobile device, e.g. a mobile phone, containing the configuration information;
- the retailer, using a computer terminal, sends an e-mail to the user which contains the configuration
30 information.

In each of the above methods, the user on setting up the HBS has to directly interact with the HBS to either enter the

installation information into the HBS manually or perform a data transfer to the HBS from another device, for example, the user's computer or mobile phone.

5 However, the above described methods for entering the configuration information into the HBS have several disadvantages. The methods require the user to directly interact with the HBS in order to enter the configuration information into the HBS. Therefore, the user requires the
10 necessary technical skills to connect to and enter the required installation information correctly.

Moreover, in order to connect with the HBS the user will need to interface in some manner with the HBS, for example, by
15 Bluetooth™, by infrared, by a LAN from the user's computer and so on. This requirement would increase the cost of the HBS as it would need to be manufactured with the additional interfaces. This also requires the user to have the necessary software and corresponding interface which the user
20 may not have and may not be willing to purchase.

Additionally, in most of the above methods the user is given control of entering the configuration information into the HBS. By giving the user this control over entering the
25 configuration information then there is an opportunity, or the possibility, for fraud and/or abuse by some users who may alter the configuration information provided by the Network Operator.

30 As such, there exist several significant problems and disadvantages with the known methods of entering the configuration information into a HBS that is deployed at a user's premises by the user.

According to a first aspect of the present invention there is provided a method of operating a web server for configuring a communication device in a network comprising the steps of receiving at least one hardware parameter of the communication device; storing the at least one hardware parameter in a database; receiving installation information for the communication device wherein the installation information is used in configuring the communication device; storing the installation information in the database; receiving a request from the communication device for the installation information; and transmitting the installation information to the communication device.

Therefore, in the preferred embodiments the web sever stores a parameter related to the communication device hardware along with installation information that has been generated for the communication by the Network Operator to which the communication device will be subscribed. The web sever receives a request from the communication device for the installation information which the web server transmits to the communication device. Thus, the communication device can be configured without any direct interaction with the actual communication device from the user or any other human agent.

Preferably, the web server receives the at least one hardware parameter from either a manufacturer of the communication device or a retailer of the communication device.

Preferably, the web server receives the installation information from a retailer's terminal wherein the installation information is generated by a Network Operator server.

Preferably, the method further comprises the steps of receiving user information from a retailer's terminal, wherein the user information relates to a user who has purchased the communication device; and storing the user
5 information in the database.

Preferably, the method further comprises the step of linking the received at least one hardware parameter with the received installation information in the database.

10

Preferably, the step of receiving the request from the communication device includes receiving a security token from the communication device; and authenticating the request from the communication device using the received security token.

15

Preferably, the step of transmitting the installation information to the communication device further comprises the steps of retrieving the installation information from the database that is linked to the at least one hardware
20 parameter of the communication device; and transmitting the retrieved installation information to the communication device.

Accordingly, as the web server may be used in the process of
25 configuring hundreds or even thousands of communication devices where each communication device may be subscribed to any one of several available Network Operators then preferably the installation information is linked with the hardware parameters of the communication device, such as a
30 unique serial number, so that the specific installation information for a particular communication device can be retrieved. Alternatively, or additionally, the installation information may be linked to the user information, such as

the user's mobile phone number, which is also unique to the user.

According to a second aspect of the present invention there is provided a web server comprising an input for receiving at least one hardware parameter of the communication device; a storage space for storing the at least one hardware parameter wherein the storage space is a database; an input for receiving installation information for the communication device; the storage space for storing the installation information; an input for receiving a request from the communication device for the installation information; and an output for transmitting the installation information to the communication device.

According to a third aspect of the present invention there is provided web server comprising means for receiving at least one hardware parameter of the communication device; means for storing the at least one hardware parameter in a database; means for receiving installation information for the communication device; means for storing the installation information in the database; means for receiving a request from the communication device for the installation information; and means for transmitting the installation information to the communication device.

According to a fourth aspect of the present invention there is provided a computer program product comprising software code that when executed on a web server performs the method of receiving at least one hardware parameter of the communication device; storing the at least one hardware parameter in a database; receiving installation information for the communication device; storing the installation information in the database; receiving a request from the

communication device for the installation information; and transmitting the installation information to the communication device.

- 5 Preferably, the computer program product is stored on a computer-readable medium.

According to a fifth aspect of the present invention there is provided a method of operating a communication device for
10 configuring the communication device in a network, comprising the steps of pre-configuring the communication device with an address of a web server; retrieving the pre-configured address and connecting to the web server at the address; receiving installation information from the web server; and
15 processing the received installation information.

Accordingly, the preferred embodiments of the present invention have an advantage over the conventional systems in that the communication device can automatically and
20 autonomously obtain and retrieve installation information that is used in the process of configuring the communication device into an operational state in a Network Operator's network. Thus, the communication device can configure itself without any direct interaction to the communication device
25 from the user or any other human agent, such as the retailer.

Preferably, the method further comprises the steps of pre-configuring the communication device with a security token; and transmitting the security token to the web server so that
30 the web server can authenticate the communication device as part of the step of connecting to the web server.

Preferably, the method further comprises the steps of pre-configuring the communication device with at least one

hardware parameter wherein the at least one hardware parameter is unique to the communication device; and transmitting the at least one hardware parameter that is unique to the communication device to the web server as part
5 of the step of connecting to the web server.

Preferably, the step of pre-configuring occurs during the manufacturing process and includes storing the pre-configured information in non-volatile memory in the communication
10 device.

Preferably, the address of the web server is defined as either a Uniform Resource Locator (URL) or an IP address.

15 Preferably, the received installation information comprises an address of a Network Operator server and the step of processing the received installation information further comprises the steps of storing the installation information in non-volatile memory in the communication device;
20 retrieving the address of a Network Operator server from the non-volatile memory; connecting to the Network Operator server; receiving configuration information from the Network Operator server; and processing the received configuration information.

25 Preferably, the method further comprises the step of configuring the communication device in accordance with the received configuration information such that the communication device is operational within the Network
30 Operator's network.

Preferably, the address of the Network Operator server is defined as either a Uniform Resource Locator (URL) or an IP address.

Preferably, the step of connecting to the Network Operator server includes transmitting the hardware parameters of the communication device to the Network Operator server.

5

Preferably, the method further comprises the step of connecting the communication device to a network and to a power source.

10 Accordingly, in the preferred embodiments the communication device, once connected to a power source and to a network connection such as a broadband connection, automatically connects with a web server. The address of the web server is pre-configured into the communication device preferably
15 during the manufacturing process. In the preferred embodiments the communication device receives installation information from the web server which at least defines an address of the Network Operator's server. Typically, there are multiple Network Operators to which the user may
20 subscribe. An advantage of the preferred embodiments is that the communication device is not bound to any particular Network Operator at the point of sale to the user. Therefore, the communication device needs to be configured for use with the particular Network Operator to which the
25 user has purchased a subscription.

Once the communication device receives the installation information it processes the received information to retrieve the address of the Network Operator's server and connects to
30 the Network Operator's server either directly or via other communication units such as a gateway. The communication device then receives the configuration information from the Network Operator which the communication device processes in order to configure the communication device into an

operational state and is deployed in the Network Operator's network.

Accordingly, the preferred embodiments of the present invention enable a communication device, e.g. a Home Base Station, automatically and autonomously without any direct interaction with the communication device from the user or any other human agent such as the retailer.

10 According to a sixth aspect of the present invention there is provided a communication device comprising a storage space that is pre-configured with an address of a web server; the communication device is configured to retrieve the pre-configured address and is further configured to connect to
15 the web server at the address; an input for receiving installation information from the web server; and a processor for processing the received installation information.

According to a seventh aspect of the present invention there is provided a communication device that comprises means for
20 pre-configuring the communication device with an address of a web server; means for retrieving the preconfigured address and means for connecting to the web server at the address; means for receiving installation information from the web
25 server; and means for processing the received installation information.

Preferably, the communication device is a Home Base Station.

30 Preferably, there is provided a computer program product comprising software code that when executed on a communication device performs the method of pre-configuring the communication device with an address of a web server; retrieving the preconfigured address and connecting to the

web server at the address; receiving installation information from the web server; and processing the received installation information.

- 5 Preferably, the computer program product is stored on a computer-readable medium.

According to an eighth aspect of the present invention there is provided a method of operating a terminal for configuring
10 a communication device in a network, comprising the steps of receiving at least one hardware parameter of the communication device; receiving user information of a user of the communication device; transmitting the at least one hardware parameter and the user information to a Network
15 Operator server; receiving installation information from the Network Operator server wherein the installation information is used in configuring the communication device; and transmitting the installation information to a web server.

20 Therefore, in the preferred embodiments of the present invention, a terminal, preferably the retailer's terminal, receives hardware parameters along with user information and transmits this information to the Network Operator to which the user will subscribe the communication device for
25 services.

The Network Operator's server receives the information and the installation information for the communication device is generated by the Network Operator. As mentioned above, in
30 the preferred embodiments the installation information includes an address of the Network Operator's server and preferably also a security token so that the communication device can be authenticated by the Network Operator's server

at the time that the communication device automatically connects with the Network Operator's server.

The terminal then transmits the received installation
5 information to a web server which stores the installation information in a database until the communication device connects with the web server to retrieve the installation information.

10 Preferably, the retailer's terminal is located at the retailer's premises and the retailer obtains the hardware parameter information and the user information at the point of sale of the communication device to the user.

15 However, the terminal could also be, for example, a computer that the user connects with over the Internet if the user is purchasing the communication device online. In this case, the user inputs the user information on the user's computer which is then transmitted to the retailer's computer
20 terminal. The retailer obtains the hardware parameters from the communication device that has been assigned to be sent to the user.

Preferably, the user information includes the user's mobile
25 device number which is to be used in conjunction with the communication device, the Network Operator to which the user is subscribed, or is purchasing a subscription from, the user's name and the user's address, or the address at which the communication device is to be deployed.

30

Preferably, the hardware parameters of the communication device are received by scanning a barcode attached to the communication device, or attached to the packaging in which the communication device is sold.

The hardware parameters preferably include the type of communication device, a unique serial number of the communication device and a MAC address.

5

Preferably, the step of transmitting the installation information to the web server comprises the step of connecting to the web server via a secure connection over a network.

10

Preferably, the step of transmitting the at least one hardware parameter and the user information to the Network Operator server comprises the step of connecting to the Network Operator server via a secure connection over a network.

15

Preferably, the at least one hardware parameter and/or the user information are transmitted to the web server.

20

According to a ninth aspect of the present invention there is provided a terminal comprising an input for receiving at least one hardware parameter of the communication device; an input for receiving user information of a user of the communication device; an output for transmitting the at least one hardware parameter and the user information to a Network Operator server; an input for receiving installation information from the Network Operator server; and an output for transmitting the installation information to a web server.

25

30

According to a tenth aspect of the present invention there is provided a terminal that comprises means for receiving at least one hardware parameter of the communication device; means for receiving user information of a user of the

communication device; means for transmitting the at least one hardware parameter and the user information to a Network Operator server; means for receiving installation information from the Network Operator server; and means for transmitting
5 the installation information to a web server.

According to an eleventh aspect of the present invention there is provided a computer program product comprising software code that when executed on a terminal performs a
10 method of receiving at least one hardware parameter of the communication device; receiving user information of a user of the communication device; transmitting the at least one hardware parameter and the user information to a Network Operator server; receiving installation information from the
15 Network Operator server wherein the installation information is used in configuring the communication device; and transmitting the installation information to a web server.

Preferably, the computer program product is stored on a
20 computer-readable medium.

According to a twelfth aspect of the present invention there is provided a method for configuring a communication device in a network comprising the steps of pre-configuring the
25 communication device with an address of a web server; receiving at the web server at least one hardware parameter of the communication device; storing in a database on the web server the at least one hardware parameter; receiving at a terminal the at least one hardware parameter of the
30 communication device; receiving at the terminal user information of a user of the communication device; transmitting from the terminal the at least one hardware parameter and the user information to a Network Operator server; receiving at the terminal installation information

from the Network Operator server wherein the installation information is used in configuring the communication device; transmitting from the terminal the installation information to the web server; receiving at the web server the
5 installation information from the terminal; storing in the database on the web server installation information for the communication device; retrieving the pre-configured address of the web server and connecting the communication device to the web server; receiving at the web server a request from
10 the communication device for the installation information; transmitting from the web server the installation information to the communication device; receiving at the communication device the installation information from the web server; and processing in the communication device the received
15 installation information.

Accordingly, the preferred embodiments of the present invention enable the communication device to be configured for deployment in a particular Network Operator's network
20 without any direct intervention by the user, or any other human agent such as the retailer. Therefore, as the configuration of the communication device is performed automatically and autonomously there is no requirement for the user to have any special technical knowledge or special
25 equipment. As no special equipment, for example, a SIM card and a SIM card reader is required then the communication device can be manufactured and sold more economically.

Furthermore, as the user does not directly interact with the
30 communication device in terms of configuring the communication device for deployment in a network then the present invention also advantageously prevents any fraudulent activity or misuse by the user to access a network that the user is not allowed or subscribed to. Also, as the user does

not directly interact with the communication device then the configuration information will not be entered incorrectly thereby preventing any damage or costly repair due to a human error with the configuration process.

5

Additionally, as each communication device is advantageously independent of any one particular Network Operator at the point of sale the user can select a communication device based on price and the features offered rather than being
10 limited to only those communication devices that are linked to or bound with a particular Network Operator.

According to the preferred embodiments of the present invention the installation information is received from a
15 Network Operator's server. There are typically several available Network Operators each offering various subscription packages to the user. The Network Operators will each have their own servers to manage subscriptions and to generate the installation and/or configuration information
20 for the communication device so that the communication device can be deployed in the particular chosen Network Operator's network.

Each Network Operator will typically have several servers
25 that cooperate and communicate to perform the required tasks of the Network Operator. However, the Network Operator may only have one or two servers to perform the required tasks. The combination of the Network Operator servers is typically known collectively as the Network Operator's Network
30 Management System.

Preferably, one of the Network Operator's servers is a Network Operator Subscription Management System which receives the hardware parameters of the communication device

and the user information from the retailer's terminal. The Network Operator Subscription Management System preferably performs any required validation and authentication of the retailer's terminal and/or the communication device at the
5 time they attempt to connect with the Network Operator's Subscription Management System. Preferably, the Network Operator Subscription Management System forwards the hardware parameters and user information to another of the Network Operator's servers being a Radio Network (RNW) Configuration
10 Server.

Preferably, the RNW configuration server generates installation information, being the information required by the communication device in order to connect with the Network
15 Operator's Management System, and at a later time the configuration information, being the information required by the communication device to configure it into an operational state in the Network Operator's network.

20 The installation information preferably only contains the minimum information required to enable the communication device to connect to the correct Mobile Network Operator. This has the advantage that the Network Operator retains control of the final configuration of the communication
25 device into an operational state for deployment in the Network Operator's network. This is advantageous as most of the radio parameters are dynamic and can be created only when a communication device is connected to Operator's Network Management System. Moreover, as the communication device
30 will use a licenced radio band then it is not allowed to power-on its radio transmitter without operator control. However, the RNW configuration server may generate some static "pre-configuration" information at the same time as generating the installation information.

The installation information is preferably transmitted to the retailer's terminal via a secure web portal which in turn transmits it to the web server also via a secure web portal
5 to be stored in the web server's database ready to be downloaded to the communication device at the time the communication device connects with the web server.

Preferably the communication device is a Home Base Station
10 (HBS) and the preferred embodiments of the present invention provide an improved HBS installation process where the Network Operator provided installation information and configuration information is entered into the HBS after its physical installation at the premises where the HBS is to be
15 deployed and without any information being entered directly to the HBS by the user or a retailer.

Preferred embodiments of the present invention will now be described, by way of example only, and with reference to the
20 accompanying drawings, in which;

Figure 1 shows a use case diagram of the preferred embodiments of the present invention.

25 Figure 2 shows the signalling flow when the communication device is configured to operate in the network according to the preferred embodiments of the present invention.

Figure 3 shows a schematic drawing of the system in
30 accordance with the preferred embodiments of the present invention.

The communication device, preferably a Home Base Station (HBS) 301 which may also be referred to as a Femto Cell or a

Residential Cell, provides an extension to the service coverage of a Network Operator so that a user can use their mobile device, e.g. a mobile phone, to make, for example, a voice call where traditionally no network service coverage or
5 very limited coverage was available.

If a user 102 requires a HBS 301 to extend the network service coverage for their mobile terminal then the user 102 will have a subscription with a Network Operator 104 for
10 their mobile device, e.g. a mobile phone. Alternatively, at the time of purchasing the HBS 301 the user 102 may also purchase a subscription to a Network Operator 104 or may even purchase a subscription to a Network Operator 104 at a later date. However, when the user 102 physically installs the HBS
15 301 at their premises they will require a subscription to a Network Operator 104 in order to complete the installation and configuration process of the HBS 301 and provide service coverage from the Network Operator 104 to which they are subscribed.

20

Figure 1 shows a use case diagram of the overall process and the interactions between the various agents in the preferred embodiments of the present invention.

25 Typically there are various Network Operators that offer different subscriptions to their services for mobile communication to the user 102. The user 102 will choose, or have chosen, a subscription from a particular Network Operator 104 that best suits the user's requirements and
30 expectations. An advantage of the present invention is that each communication device, e.g. the HBS 301, is independent of the individual Network Operators and so the user may also choose the communication device that best suits the user's

requirements without needing to take into account which HBS 301 will work with certain Network Operators.

As each HBS 301 is independent of the individual Network Operators then the HBS 301 will need to be informed of which Network Operator 104 they are to connect to in order to configure the HBS 301 for deployment in a particular Network Operator's network. This is because each Network Operator will have their own network management systems, network planning systems, subscription management systems and RNW configuration systems.

During the manufacturing and shipping process a minimal set of identifiers and parameters are stored in a non-volatile memory in the HBS 301. The identifiers and parameters preferably include an address, preferably in the form of a URL or an IP address, of a web server 303, the type of HBS 301 manufactured, a serial number, preferably unique to the HBS 301, and a security token which will be used to authenticate the HBS 301.

A web server 303 is connected to a network 307, such as the Internet, and includes a database for storing several pieces of information. The web server 106, 303 receives hardware parameters of each manufactured HBS 301 and stores those hardware parameters in the database. The web server 106, 303 receives 110 the hardware parameters from the manufacturer 101 via a terminal 304 during the manufacturing and shipping process 105 of the HBS 301 or the web server 106, 303 receives 113 the hardware parameters from the retailer 103 via a terminal 302 during the process of a user purchasing 107 the HBS 301.

If the web server 106, 303 receives 110 the hardware parameters during the manufacturing and shipping process 105 then the hardware parameters may be entered manually into the database on the web server 106, 303 via a secure web portal or, more preferably, the hardware parameters are entered automatically into the database on the web server 106, 303 via an automatic update from a terminal 304 at the manufacturer's premises over a network 307, such as the Internet.

10

As a person skilled in the art will appreciate, several methods could be used to automatically transmit and store in a database located on a web server 106, 303 the hardware information of each HBS 301 during the manufacturing and shipping process 105 of each HBS 301.

15

If the web server 106, 303 receives 113 the hardware parameters from the retailer 103 via a terminal 302 during the purchasing process 107 then the hardware parameters are obtained from the HBS 301 by the retailer 103, for example, by scanning and reading a barcode attached to the HBS packaging, and transmitting the hardware parameters to the web server 106, 303 via, for example, a secure web portal.

20

The database located on the web server 106, 303 may store the information deposited in the database permanently although it is expected that the information will only be stored temporarily until the HBS 301 has been fully configured and is deployed in the network of the Network Operator 104 to which the user 102 is subscribed.

25
30

The HBS 301 can connect to the web server 303 using the address stored in the non-volatile memory of each HBS 301 during the manufacturing and shipping process 105. This

facilitates the automatic and autonomous retrieval of installation information for the HBS 301 from the web server 303. This enables the preferred embodiments to have the significant advantage that the installation information of the Network Operator 104 can be applied to the "empty shell" of the HBS 301 automatically without any person directly interacting with the HBS 301.

In the preferred embodiments of the present invention it is also advantageous to store in the non-volatile memory of the HBS 301 a security token which can be used to authenticate and validate the HBS 301 when it attempts to connect to the web server 303 once it has been physically installed and powered up.

The user 102 purchases the HBS 301 of their choice from a retailer 103. The retailer 103 has a terminal 302 that is in communication with the web server 303 via a network 307, such as the Internet. In the preferred embodiments the interface between the retailer's terminal 302 and the web server 303 is via a secure web portal. The retailer's terminal 302 may be located in the retailer's premises that the user 102 visits to view and purchase an HBS 301 or the retailer's terminal 302 may be located on the Internet allowing a user 102 to purchase the HBS 301 over the Internet, i.e. buy the HBS 301 online.

At the point of sale to the user 102 of the HBS 301, the user 102 provides various pieces of user information. The information provided by the user 102 for the installation and configuration process of the HBS 301 preferably includes the address of the premises at which the HBS 301 will be located once in operation, the identity of the Network Operator 104 to which the user 102 is, or will be, subscribed and a

subscription identity such as the user's mobile phone number. The subscription to a Network Operator 104 may be the user's existing subscription or the user may purchase a new subscription at the time of purchasing the HBS 301.

5

The address of the premises at which the HBS 301 will be located will be used to enable the Network Operator 104 to configure and activate the HBS 301 in their network. The location of the HBS 301 is important for the final

10 configuration process controlled by the Network Operator 104 as it enables the Network Operator 104 to determine the nearest by HBS Gateway (connection point to the Network Operator 104) and the neighbouring radio environment e.g. the neighbouring macro cells and their radio parameters (assuming
15 the Network Operator 104 provides wireless services in the area). The radio parameters in the HBS 301 must be adjusted so that it does not cause interference to neighbouring macro cells.

20 The retailer's terminal 302 connects via a network 307, such as the Internet, to the Network Operator's Network Management System 108, 305 via a secure interface such as a secure web portal. The retailer 103 transmits 114, via the retailer's terminal 302, the user information and the hardware
25 parameters of the HBS 301 to the Network Operator's Network Management System 108, 305.

The Network Management System 108, 305 of the Network Operator 104 to which the user 102 will be subscribed checks
30 and authenticates the user's subscription based on the received user information and the received hardware parameters of the HBS 301. The Network Management System 108, 305 verifies that the user 102 has a subscription with the Network Operator 104 based on the received user name and

user mobile phone number. If the user 102 has an existing subscription then the HBS service will be added as a new service to the user's 102 existing subscription. However, if the user 102 does not have an existing subscription the user is added as a new subscriber to the Network Operator 104 and the HBS service is added to the new subscription.

Once the user's subscription has been verified by the Network Operator's Network Management System 108, 305 the hardware parameters of the HBS and the relevant pieces of user information such as the user's address and subscription identity, e.g. the user's mobile phone number, are transmitted 116 to the RNW Configuration System 109, 306. As mentioned above, the location where the HBS 301 is to be deployed is particularly important as it determines the region where the HBS 301 will be installed, the nearest HBS Gateway and the local radio environment.

The RNW Configuration System 109, 306 generates installation information for the HBS 301 purchased by the user 102. In the preferred embodiments the installation information generated by the RNW Configuration System 109, 306 includes the minimum information required to enable the HBS 301 to connect with the Network Operator's Operation & Maintenance Server or Auto Configuration Server which provides entry to the Operator's overall Network Management System 108, 305, either directly or via a local HBS Gateway, in order to retrieve the complete configuration information that is used to configure the HBS 301 into an operational state in the Network Operator's network. The installation information therefore includes an address, preferably in the form of a URL or an IP address, of the point of entry for the HBS 301 to enter the Network Management System 108, 305 and also

preferably includes a security token which will allow the HBS 301 to be authenticated.

The installation information is transmitted 117 from the RNW Configuration system 109, 306 to the Network Operator's Network Management System 108, 305. The Network Management System 108, 305 forwards 115 the installation information to the retailer's terminal 302 via a secure web portal that interfaces between the retailer's terminal 302 and the Network Management System 108, 305. The web server 106, 303 receives 113 via a secure web portal the installation information from the retailer's terminal 302 and the installation information is stored in the web server database. The web server 106, 303 may also receive the hardware parameters of the HBS 301 from the retailer's terminal 302.

The web server 106, 303 links the installation information to at least the hardware parameters of the HBS 301 so that the correct installation information can be retrieved for a particular HBS 301 when it connects to the web server 106, 303 once the HBS 301 has been physically installed and powered up.

The retailer 103, via the retailer's terminal 302, may also transmit the user information to the web server 106, 303 to be stored in the database alongside the hardware parameters of the HBS 301 and the generated installation information.

The RNW Configuration System 109, 306 may, at the same time as generating the installation information, also generate static "pre-configuration" information to be stored in its database. The static pre-configuration information may include, for example, a HBS Identifier, a used radio

frequency, a list of neighbouring cells based on the address of the location at which the HBS 301 will be deployed, etc. This pre-configuration information can be considered an initial record of the HBS 301 that will connect at a later
5 time to the Network Operator's Network Management System 108, 305 once the user has physically installed and powered up the HBS 301 for the first time. However, due to the fact that the complete configuration information includes dynamic parameters then the RNW Configuration system 109, 306 will
10 not generate the complete configuration information until the HBS 301 connects with the Network Management System 108, 305 to obtain this configuration information and perform the configuration process.

15 In the preferred embodiments the automatic and autonomous configuration of the HBS, once it has been physically installed, follows the steps shown in Figure 2 which illustrates the signalling flow of the process.

20 Once the user has purchased the HBS and the necessary information has been generated then the user can physically install the HBS at the premises at which the HBS is to be deployed. The user connects the HBS to a power source and to a network. Typically, the user will connect the HBS to the
25 network via a broadband connection.

In step 201, a HBS 211 is powered up and performs an internal boot and self test process in order to initialise the hardware and verify the HBS 211 is in a working condition.
30 The initialisation uses automatic configuration software that has been stored in the non-volatile memory in the HBS 211.

In step 202, the HBS 211 establishes IP connectivity to the network (Internet access) using the broadband connection

using DHCP (Dynamic Host Configuration Protocol) negotiation in order to obtain an IP address, DNS (Domain Name Server) address and other network parameters from a local ISP (Internet Service Provider) DHCP server 212.

5

In step 203, the HBS 211 detects that its state is "non-commissioned" so the HBS retrieves the address of the web server from its non-volatile memory where it was stored during the manufacturing process and resolves the web
10 server's IP address from the local ISP's DNS server 213.

In step 204, the HBS 211 establishes a secure TCP (Transmission Control Protocol) connection to a web server 218 via, for example, a SSH (Secure Shell) or a IPsec
15 (Internet Protocol Security) connection using the information stored in the non-volatile memory of the HBS 211 during the manufacturing process.

The process of connecting the HBS 211 to the web server 218
20 preferably includes means for authenticating and validating the HBS 211. During the manufacturing and shipping process of the HBS 211 it is preferable that a security token is stored in the non-volatile memory of the HBS 211. On attempting to connect to the web server 218 the HBS 211 is
25 authenticated by the web server 218 using the security token.

In step 205, the HBS 211 transmits an installation information request message to the web server 218 using, for example, SOAP (Simple Object Access Protocol). The SOAP
30 message contains the hardware parameters of the HBS 211 that were stored in the non-volatile memory of the HBS 211 during the manufacturing and shipping process.

In step 206, the web server 218 retrieves 219 from its database at least the installation information that corresponds to the received hardware parameters and transmits 206 the installation information to the HBS 211 in an
5 installation information reply message. The HBS 211 stores the installation information in its non-volatile memory 220. The web server 218 may also retrieve 219 and transmit 206 the user information previously stored in the web server database to the HBS 211 which will then also store the user
10 information in its non-volatile memory 220.

As described above, the installation information preferably includes the minimal parameters necessary to enable the HBS to connect with the Network Management System of the Network
15 Operator to which they are subscribed. Accordingly, the installation information includes an address of the Network Operator's Network Management System either in the form of a URL or an IP address and preferably also a security token to enable the Network Management System to authenticate and
20 validate the HBS that is attempting to connect with it.

Alternatively, the URL or IP address may instead define an address of the nearest HBS Gateway in the region where the HBS is physically installed. The HBS Gateway provides the
25 HBS with access to the Network Operator's Network Management System.

Once the installation information has been downloaded and stored in the HBS then the HBS is able to connect to the
30 Network Operator's Network Management System, either directly or via the HBS Gateway, using the address defined in the installation information. Preferably, the installation information also contained a security token to enable the HBS to be authenticated and validated by the Network Operator's

Network Management System at the time that the HBS connects with the Network Operator's Network Management System.

5 In Figure 2 the installation information received from the web server 218 includes a URL of the HBS Gateway local to the HBS 211.

10 In step 207, the HBS 211 resolves an Operation and Maintenance Server (OMS) IP address from the local ISP's DNS Server 213 based on the URL received in the installation information. The OMS is typically an Auto Configuration Server (ACS) located within the HBS Gateway 214. Alternatively, as mentioned above if the installation information defined the IP address of the OMS (rather than a
15 URL of the OMS) then the HBS will not have to resolve the IP address from the ISP's DNS Server.

20 In step 208, the HBS 211 establishes a secure connection with the ACS at the HBS Gateway 214 via, for example, a TCP connection using, for example, SSH, TLS (Transport Layer Security) or IPsec based on the information retrieved from the received installation information.

25 In step 209, the HBS 211 transmits 209 a Registration message to the HBS Gateway which comprises the hardware parameters of the HBS, relevant portions of the installation information, the current software version and any further optional user information. The HBS Gateway transmits 215 the relevant information to the Network Operator's Network Management
30 System. Alternatively, as mentioned above, the HBS may instead establish a secure connection directly with the Network Operator's Network Management System instead of via a local HBS Gateway. In this case, the HBS may transmit the

Registration message directly to the Network Management System.

At this stage the HBS may be authenticated by the Network Management System or the HBS Gateway before it is permitted to continue with the configuration process.

In step 210, the Network Management System (or alternatively the HBS Gateway) verifies that the HBS can be located in its database 221. The current software version of the HBS is also checked in order to determine whether a software upgrade is required. The Network Management System, either directly or via the HBS Gateway, transmits 217, 210 a Registration Response message to the HBS which indicates whether the registration is successful and in this case whether a software upgrade is required. If a software upgrade is required then this is initiated following standard and well-known techniques for retrieving a software upgrade from either the web server, the Network Management System or the manufacturer's server.

However, if the registration is unsuccessful because the HBS is not located in the database of the Network Management System then the registration response message indicates that the registration was rejected.

Once the registration is successful and the HBS has a connection with the Network Management System then the Network Operator can configure the HBS into an operational state in their network.

The configuration process is a standard process that is well-known in the art which comprises the steps of initiating Base Transceiver Station (BTS) commissioning by sending the Start

BTS Commissioning message to the HBS using SOAP protocol.
The HBS starts a Radio Environment measurement procedure which includes scanning the radio environment in the frequency band that the HBS can support.

5

Upon completion of the Radio Environment measurement procedures the HBS 301 creates an Environment Report that is transmitted to the Network Management System 305. The RNW Configuration server 306 generates initial RNW configuration parameters based on the received user information, HBS parameters and the radio environment measurements reports from the HBS 301.

10

The RNW configuration information is generated at the time that the HBS 301 connects with the Network Management System 305. The HBS 301 will initially connect with the Network Operator's Operation & Maintenance Server or Auto Configuration Server to enter the Operator's Network Management System 305. As mentioned previously the RNW Configuration server 306 may have already generated "pre-configuration" static information which is stored only in the Network Management System 305 and linked with the hardware parameters of the HBS 301 but may also be linked with user information such as their subscription reference. The static pre-configuration information may be used by the RNW Configuration server 306 when generating the RNW configuration information.

20

25

This arrangement has the advantage of increasing the security of the configuration process as the Network Operator 104 maintains control over the final configuration of the HBS 301 into an operational state in the Network Operator's network.

30

In order for the relevant parts of the Network Management System 305 to authenticate the HBS 301 and generate the configuration information the HBS 301 preferably transmits its hardware parameters such as the HBS Type and its unique
5 serial number as a key to access and retrieve related information from the Network Management System 305, such as the static "pre-configuration" information that may have been previously generated. The Network Management System 305 and the RNW Configuration server 306 use the hardware parameters
10 to identify any static pre-configuration information and to generate the RNW configuration information for the HBS 301. The Network Management System 305 may also use the user information for additional security to verify consistency with the user subscription.

15 The Network Management System 305 transmits the initial RNW configuration information to the HBS 301 which it stores in its non-volatile memory and uses the configuration information to commission the HBS 301 into an operational
20 state. Once the HBS 301 has been commissioned it will be forced to restart and reboot at which point the HBS 301 will be operational in the Network Operator's network.

Accordingly, the preferred embodiments of the present
25 invention provide the means and methods for advantageously enabling an automatic and autonomous configuration of Home Base Stations. The manufactured Home Base Stations are not bound to any Network Operator as the preferred embodiments of the present invention enable any Home base Station to be
30 configured, without any direct human interaction with the Home Base Station, for deployment in any Network Operator's network.

The automatic and autonomous configuration of a communication device, such as a HBS, is achieved by storing an address of a web sever in the non-volatile memory of the HBS during its manufacturing process. Once the HBS is physically installed
5 it will connect to the web server and retrieve installation information that was generated and stored in the web server during the purchase process of the HBS from a retailer. The installation information was generated by the Network Operator based on information about the HBS and information
10 provided by the user. The installation information provides the HBS with the information required to connect to the Network Operator in order to receive configuration information and to perform the necessary configuration processes.

15 While preferred embodiments of the invention have been shown and described, it will be understood that such embodiments are described by way of example only. Numerous variations, changes and substitutions will occur to those skilled in the art without departing from the scope of the present invention
20 as defined by the appended claims. Accordingly, it is intended that the following claims cover all such variations or equivalents as fall within the spirit and the scope of the invention.

Claims:

1. A method of operating a web server for configuring a communication device in a network comprising the steps of:
5 receiving at least one hardware parameter of the communication device;
storing the at least one hardware parameter in a database;
receiving installation information for the communication
10 device wherein the installation information is used in configuring the communication device;
storing the installation information in the database;
receiving a request from the communication device for the installation information; and
15 transmitting the installation information to the communication device.
2. The method as claimed in claim 1 in which the web server receives the at least one hardware parameter from either a
20 manufacturer of the communication device or a retailer of the communication device.
3. The method as claimed in any preceding claim in which the web server receives the installation information from a
25 retailer's terminal wherein the installation information is generated by a Network Operator server.
4. The method as claimed in any one of the preceding claims, in which the method further comprises the steps of:
30 receiving user information from a retailer's terminal, wherein the user information relates to a user who has purchased the communication device; and
storing the user information in the database.

5. The method as claimed in any one of the preceding claims, in which the method further comprises the step of linking the received at least one hardware parameter with the received installation information in the database.

5

6. The method as claimed in any one of the preceding claims, in which: the step of receiving the request from the communication device includes receiving a security token from the communication device; and the method further

10 comprises the step of:

authenticating the request from the communication device using the received security token.

7. The method as claimed in claim 5 or 6 in which the step
15 of transmitting the installation information to the communication device further comprises the steps of:

retrieving the installation information from the database that is linked to the at least one hardware parameter of the communication device; and

20 transmitting the retrieved installation information to the communication device.

8. A web server comprising:

25 an input for receiving at least one hardware parameter of the communication device;

a storage space for storing the at least one hardware parameter wherein the storage space is a database;

an input for receiving installation information for the communication device;

30 the storage space for storing the installation information;

an input for receiving a request from the communication device for the installation information; and

an output for transmitting the installation information to the communication device.

9. A computer program product comprising software code that
5 when executed on a web server performs the method of:

receiving at least one hardware parameter of the communication device;

storing the at least one hardware parameter in a database;

10 receiving installation information for the communication device;

storing the installation information in the database;

receiving a request from the communication device for the installation information; and

15 transmitting the installation information to the communication device.

10. The computer program product as claimed in claim 9 in which the computer program product is stored on a computer-
20 readable medium.

11. A method of operating a communication device for configuring the communication device in a network, comprising the steps of:

25 pre-configuring the communication device with an address of a web server;

retrieving the pre-configured address and connecting to the web server at the address;

receiving installation information from the web server;

30 and

processing the received installation information.

12. The method as claimed in claim 11, further comprising the steps of:

pre-configuring the communication device with a security token; and

transmitting the security token to the web server so that the web server can authenticate the communication device
5 as part of the step of connecting to the web server.

13. The method as claimed in claim 11 or 12, further comprising the steps of:

pre-configuring the communication device with at least
10 one hardware parameter wherein the at least one hardware parameter is unique to the communication device; and

transmitting the at least one hardware parameter that is unique to the communication device to the web server as part of the step of connecting to the web server.
15

14. The method as claimed in any one of claims 11 to 13, in which:

the step of pre-configuring occurs during the manufacturing process and includes storing the pre-configured
20 information in non-volatile memory in the communication device.

15. The method as claimed in any one of claims 11 to 14 in which the address of the web server is defined as either a
25 Uniform Resource Locator (URL) or an IP address.

16. The method as claimed in any one of claims 11 to 15 in which the installation information comprises an address of a Network Operator server and the step of processing the
30 received installation information further comprises the steps of:

storing the installation information in the non-volatile memory of the communication device;

retrieving the address of a Network Operator server from the non-volatile memory;

connecting to the Network Operator server;

receiving configuration information from the Network

5 Operator server; and

processing the received configuration information.

17. The method as claimed in claim 16 further comprising the step of:

10 configuring the communication device in accordance with the received configuration information such that the communication device is operational within the Network Operator's network.

15 18. The method as claimed in claim 16 or 17 in which the address of the Network Operator server is defined as either a Uniform Resource Locator (URL) or an IP address.

19. The method as claimed in any one of claims 16 to 18 in
20 which the step of connecting to the Network Operator server includes transmitting the hardware parameters of the communication device to the Network Operator server.

20. The method as claimed in any one of claims 11 to 19,
25 further comprising the step of:

connecting the communication device to a network and to a power source.

21. A communication device comprising:

30 a storage space that is pre-configured with an address of a web server;

the communication device is configured to retrieve the pre-configured address and is further configured to connect to the web server at the address;

an input for receiving installation information from the web server; and

a processor for processing the received installation information.

5

22. The communication device as claimed in claim 21 in which the communication device is a Home Base Station.

23. A method of operating a terminal for configuring a communication device in a network, comprising the steps of:

10 receiving at least one hardware parameter of the communication device;

receiving user information of a user of the communication device;

15 transmitting the at least one hardware parameter and the user information to a Network Operator server;

receiving installation information from the Network Operator server wherein the installation information is used in configuring the communication device; and

20 transmitting the installation information to a web server.

24. The method as claimed in claim 23 in which the step of receiving the at least one hardware parameter of the communication device comprises scanning a barcode attached to the communication device.

25

25. The method as claimed in claim 23 or 24 in which the step of transmitting the installation information to the web server comprises the step of connecting to the web server via a secure connection over a network.

30

26. The method as claimed in any one of claims 23 to 25 in which the step of transmitting the at least one hardware

parameter and the user information to the Network Operator server comprises the step of connecting to the Network Operator server via a secure connection over a network.

- 5 27. The method as claimed in any one of claims 23 to 26 further comprising the step of:

transmitting either or both of the at least one hardware parameter and the user information to the web server.

- 10 28. A terminal comprising:

an input for receiving at least one hardware parameter of the communication device;

an input for receiving user information of a user of the communication device;

- 15 an output for transmitting the at least one hardware parameter and the user information to a Network Operator server;

an input for receiving installation information from the Network Operator server; and

- 20 an output for transmitting the installation information to a web server.

29. A computer program product comprising software code that when executed on a terminal performs a method of:

- 25 receiving at least one hardware parameter of the communication device;

receiving user information of a user of the communication device;

- 30 transmitting the at least one hardware parameter and the user information to a Network Operator server;

receiving installation information from the Network Operator server wherein the installation information is used in configuring the communication device; and

transmitting the installation information to a web server.

30. The computer program product as claimed in claim 29 in
5 which the computer program product is stored on a computer-readable medium.

31. A method for configuring a communication device in a network comprising the steps of:

10 pre-configuring the communication device with an address of a web server;

receiving at the web server at least one hardware parameter of the communication device;

15 storing in a database on the web server the at least one hardware parameter;

receiving at a terminal the at least one hardware parameter of the communication device;

receiving at the terminal user information of a user of the communication device;

20 transmitting from the terminal the at least one hardware parameter and the user information to a Network Operator server;

receiving at the terminal installation information from the Network Operator server wherein the installation
25 information is used in configuring the communication device;

transmitting from the terminal the installation information to the web server;

receiving at the web server the installation information from the terminal;

30 storing in the database on the web server installation information for the communication device;

retrieving the pre-configured address of the web server and connecting the communication device to the web server;

receiving at the web server a request from the communication device for the installation information;

transmitting from the web server the installation information to the communication device;

5 receiving at the communication device the installation information from the web server; and

processing in the communication device the received installation information.

1/3

FIG 1

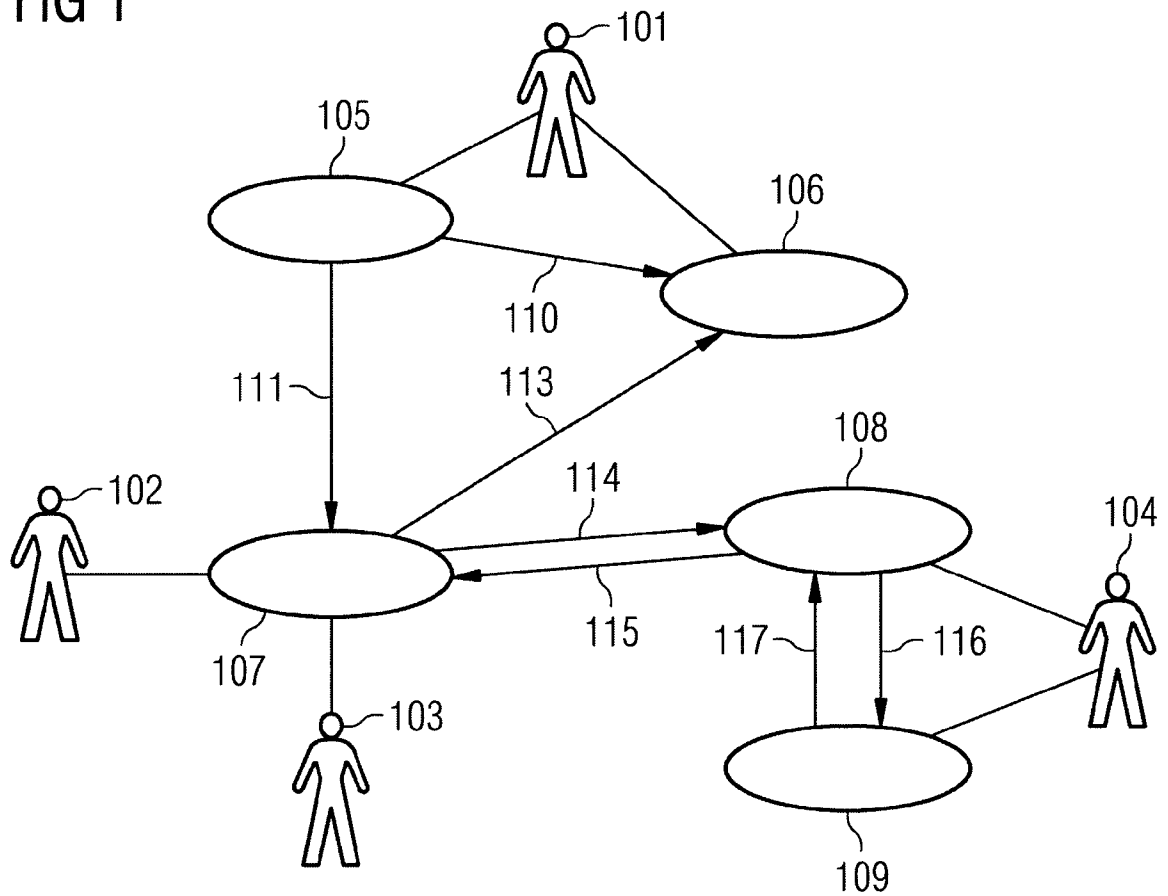
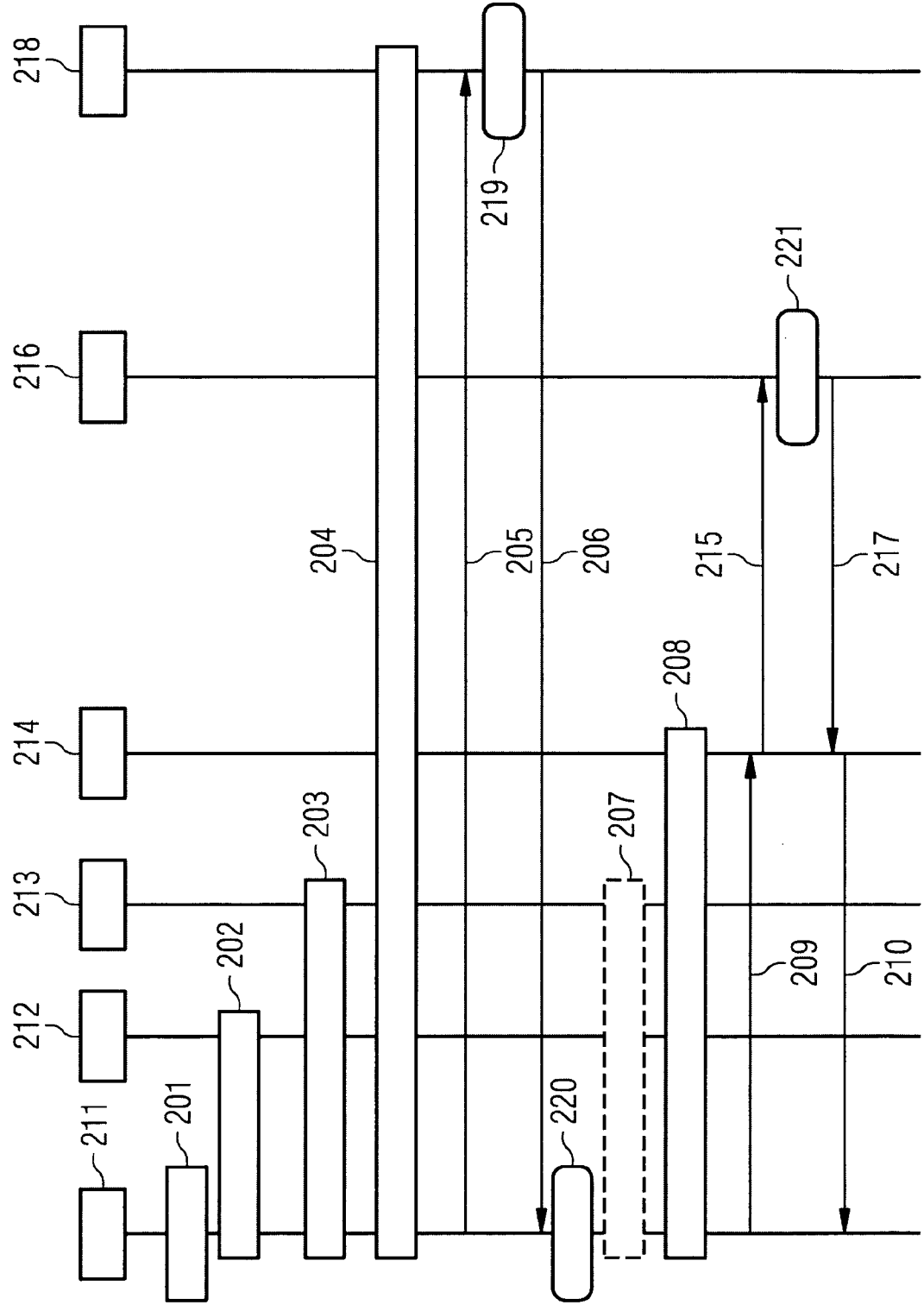
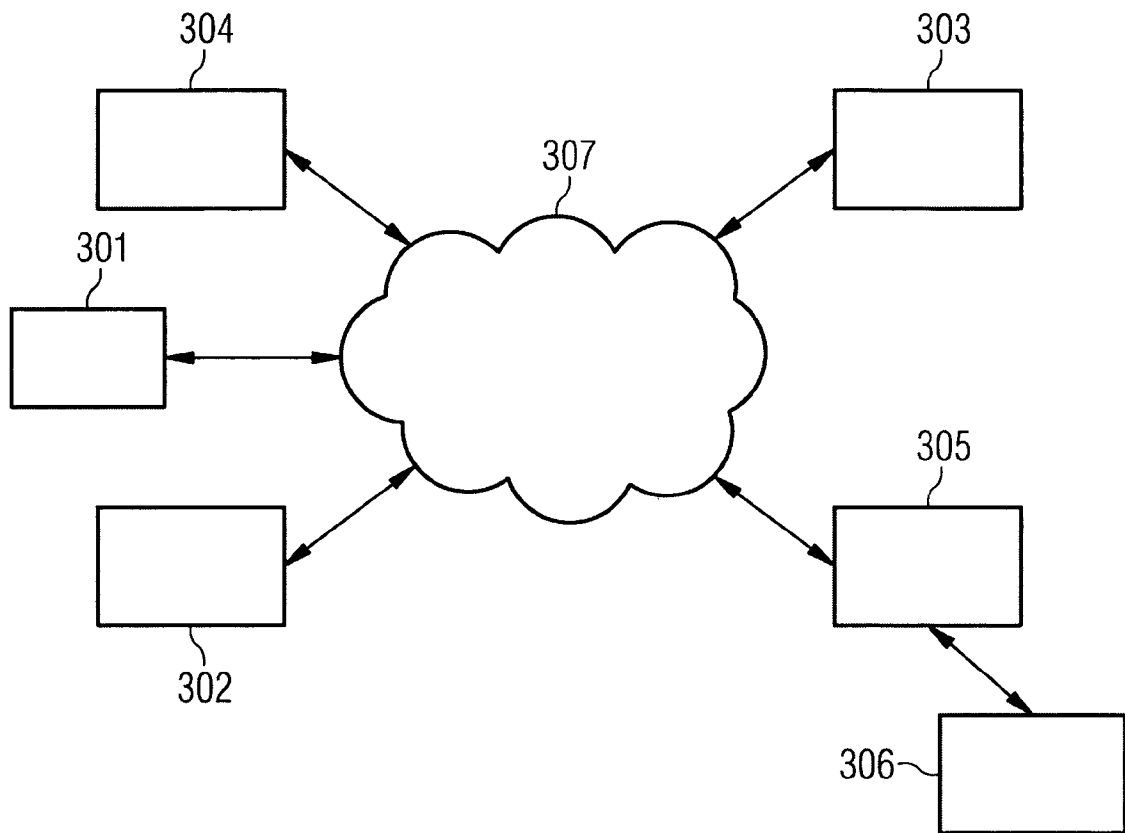


FIG 2



3/3

FIG 3



INTERNATIONAL SEARCH REPORT

International application No

PCT/EP2009/059812

A. CLASSIFICATION OF SUBJECT MATTER

INV. H04L29/08 H04L12/24

According to International Patent Classification (IPC) or to both national classification and IPC

B. FIELDS SEARCHED

Minimum documentation searched (classification system followed by classification symbols)

H04L

Documentation searched other than minimum documentation to the extent that such documents are included in the fields searched

Electronic data base consulted during the international search (name of data base and, where practical, search terms used)

EPO-Internal

C. DOCUMENTS CONSIDERED TO BE RELEVANT

Category*	Citation of document, with indication, where appropriate, of the relevant passages	Relevant to claim No.
X	US 2007/268516 A1 (BUGWADIA JAMSHEED [US] ET AL) 22 November 2007 (2007-11-22) paragraphs [0011], [0024], [0025], [0028], [0030], [0050], [0052], [0057], [0078], [0100] -----	1-31



Further documents are listed in the continuation of Box C.



See patent family annex.

* Special categories of cited documents:

- *A* document defining the general state of the art which is not considered to be of particular relevance
- *E* earlier document but published on or after the international filing date
- *L* document which may throw doubts on priority claim(s) or which is cited to establish the publication date of another citation or other special reason (as specified)
- *O* document referring to an oral disclosure, use, exhibition or other means
- *P* document published prior to the international filing date but later than the priority date claimed

T later document published after the international filing date or priority date and not in conflict with the application but cited to understand the principle or theory underlying the invention

X document of particular relevance; the claimed invention cannot be considered novel or cannot be considered to involve an inventive step when the document is taken alone

Y document of particular relevance; the claimed invention cannot be considered to involve an inventive step when the document is combined with one or more other such documents, such combination being obvious to a person skilled in the art.

& document member of the same patent family

Date of the actual completion of the international search

30 September 2009

Date of mailing of the international search report

14/10/2009

Name and mailing address of the ISA/

European Patent Office, P.B. 5818 Patentlaan 2
NL - 2280 HV Rijswijk
Tel. (+31-70) 340-2040,
Fax: (+31-70) 340-3016

Authorized officer

Manea, Anda

INTERNATIONAL SEARCH REPORT

Information on patent family members

International application No

PCT/EP2009/059812

Patent document cited in search report	Publication date	Patent family member(s)	Publication date
US 2007268516 A1	22-11-2007	CA 2654379 A1	29-11-2007
		EP 2033082 A2	11-03-2009
		WO 2007136863 A2	29-11-2007
