



US00D769879S

(12) **United States Design Patent**
Kim

(10) **Patent No.:** **US D769,879 S**

(45) **Date of Patent:** **** Oct. 25, 2016**

(54) **CASE FOR ELECTRONIC DEVICES**

(71) Applicant: **Dae-Young Kim**, Seoul (KR)

(72) Inventor: **Dae-Young Kim**, Seoul (KR)

(73) Assignee: **SPIGEN KOREA CO., LTD.**,
Geumcheon-Gu, Seoul (KR)

(**) Term: **14 Years**

(21) Appl. No.: **29/522,007**

(22) Filed: **Mar. 26, 2015**

(51) **LOC (10) Cl.** **14-02**

(52) **U.S. Cl.**
USPC **D14/440**

(58) **Field of Classification Search**
USPC 206/45.23, 320, 45.2; D14/440, 250,
D14/447

CPC .. G06F 3/0416; G06F 3/04886; G06F 3/045;
G06F 3/041; G06F 1/1628; G06F 1/1613;
C08F 2/44; B41M 1/12; B32B 7/06; B29C
63/0047; B43L 3/00; H05K 13/00; C11D
17/049; G03B 21/132; H04B 1/3888; H04B
1/385; A47B 23/044; A61B 5/02438; A61B
5/1112; A44C 5/14

See application file for complete search history.

(56) **References Cited**

U.S. PATENT DOCUMENTS

D531,524 S *	11/2006	Behling	D10/38
D638,324 S *	5/2011	Tang	D10/128
D647,107 S *	10/2011	Akana	D14/203.3
D656,135 S *	3/2012	Swartz	D14/238.1
8,256,612 B1 *	9/2012	Wang	A45C 11/00 206/320
D671,930 S *	12/2012	Akana	D14/250
D674,789 S *	1/2013	Wen	D14/250
D678,262 S *	3/2013	Prato	D14/250
D681,483 S *	5/2013	Biegert	D10/38
D688,582 S *	8/2013	Wilson	D10/128
D688,967 S *	9/2013	Wilson	D10/128
8,523,124 B2 *	9/2013	Yuan	F16M 11/10 248/188.8

D693,709 S *	11/2013	Lee	D10/65
D703,649 S *	4/2014	Wikel	D14/250
D714,295 S *	9/2014	Fujioka	D14/440
D716,312 S *	10/2014	Fujioka	D14/440
D723,016 S *	2/2015	Lee	D14/250
D728,549 S *	5/2015	Su	D14/250
D730,225 S *	5/2015	Behar	D10/103
D735,198 S *	7/2015	Song	D14/432
D735,199 S *	7/2015	Song	D14/432
D735,200 S *	7/2015	Song	D14/432
D735,586 S *	8/2015	Stegmann	D10/30
D735,724 S *	8/2015	Song	D14/432
D736,103 S *	8/2015	Behling	D10/30
D751,558 S *	3/2016	Lee	D10/103
D752,044 S *	3/2016	Akana	D14/344
D754,133 S *	4/2016	Chen	D14/440
2010/0061191 A1 *	3/2010	Chen	A44C 5/0069 368/109
2011/0297578 A1 *	12/2011	Stiehl	B29C 45/1676 206/701
2012/0043236 A1 *	2/2012	Szucs	A45C 11/00 206/320
2012/0182678 A1 *	7/2012	Wu	A45F 5/10 361/679.01

(Continued)

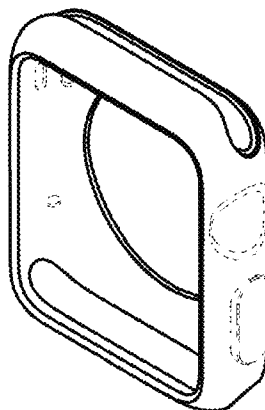
Primary Examiner — Cynthia Underwood
(74) *Attorney, Agent, or Firm* — East West Law Group;
Heedong Chae

(57) **CLAIM**
The ornamental design for a case for electronic devices, as shown and described.

DESCRIPTION

FIG. 1 is a front perspective view of a case for electronic devices showing my new design;
FIG. 2 is a rear perspective view thereof;
FIG. 3 is a front elevational view thereof;
FIG. 4 is a rear elevational view thereof;
FIG. 5 is a left side elevational view thereof;
FIG. 6 is a right side elevational view thereof;
FIG. 7 is a top plan view thereof; and,
FIG. 8 is a bottom plan view thereof.
The broken lines depict environmental subject matter and form no part of the claim.

1 Claim, 8 Drawing Sheets



US D769,879 S

Page 2

(56)

References Cited

2013/0222139 A1* 8/2013 Gouge A61B 5/01
340/573.1

U.S. PATENT DOCUMENTS

2012/0257340 A1* 10/2012 Kim H04B 1/3888
361/679.01 * cited by examiner

FIG. 1

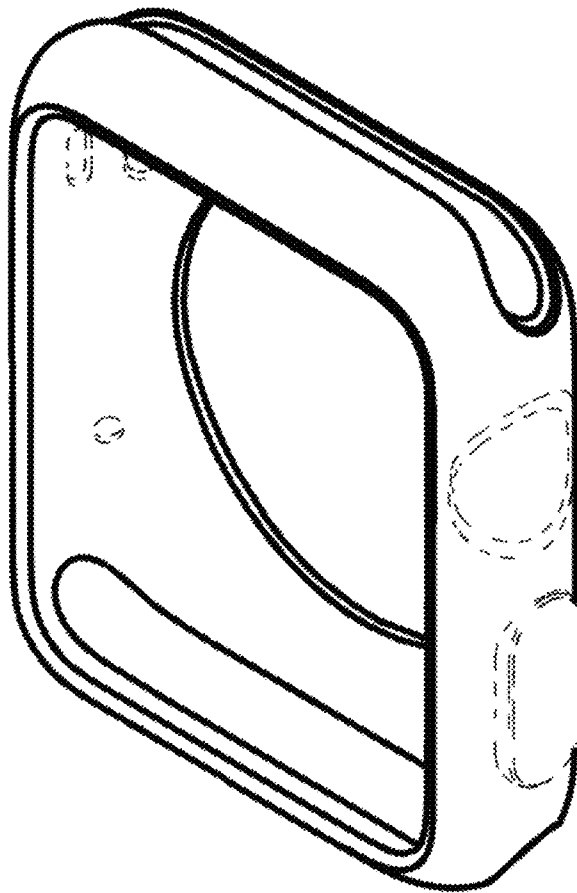


FIG. 2

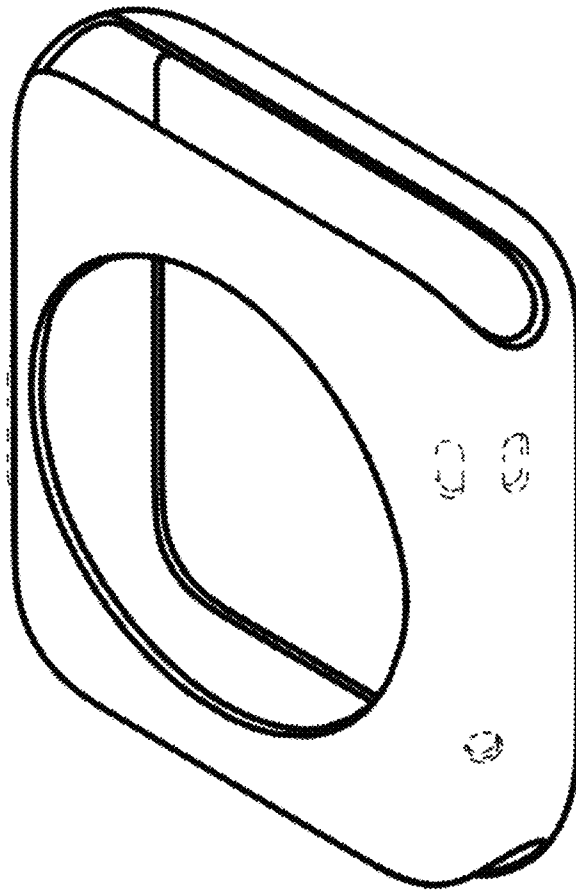


FIG. 3

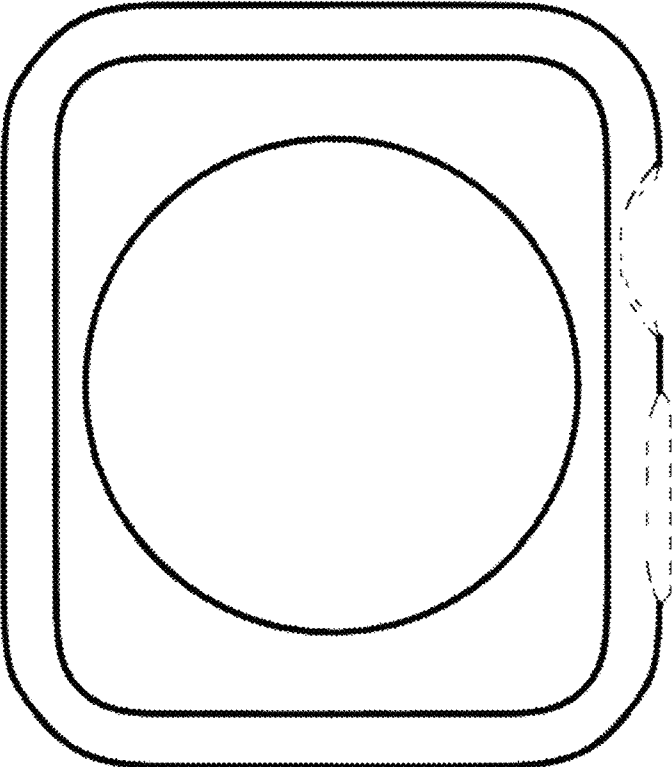


FIG. 4

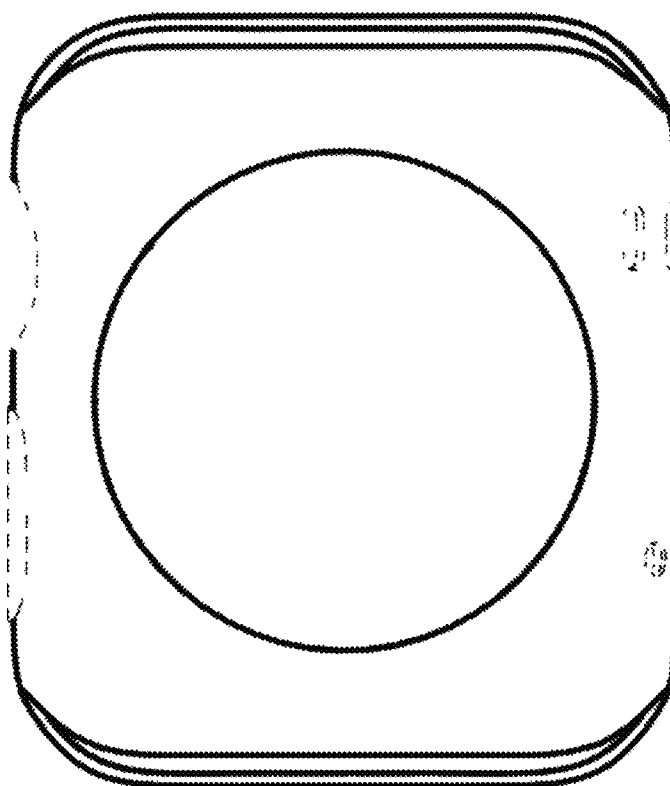


FIG. 5




FIG. 6




FIG. 7




FIG. 8

