(No Model.) 2 Sheets—Sheet 1.

A. B. VAAG.

EGG TRAY OR CARRIER.

No. 590,468. Patented Sept. 21, 1897.

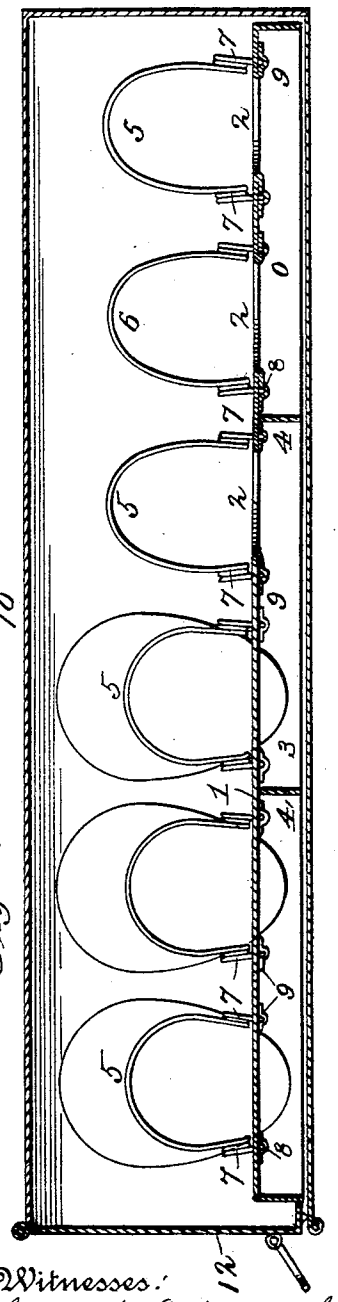

Fig. 1.

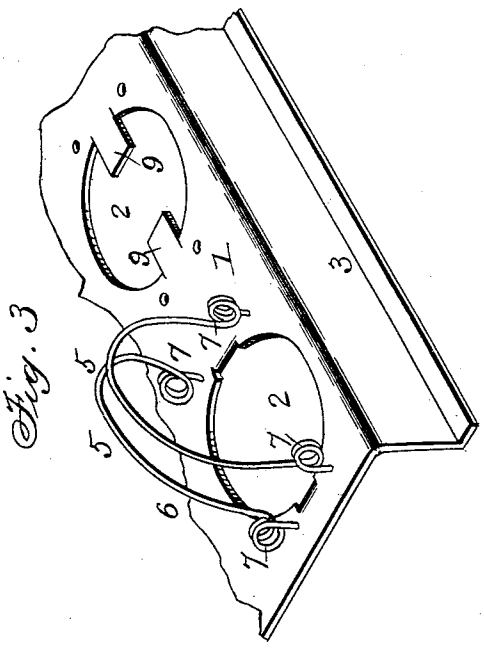

Fig. 3

Witnesses:
Frank L. Ormand.
[signature]

Inventor.
Anton B. Vaag.
[signature]
Attorneys

THE NORRIS PETERS CO., PHOTO-LITHO., WASHINGTON, D. C.

(No Model.) 2 Sheets—Sheet 2.

A. B. VAAG.

EGG TRAY OR CARRIER.

No. 590,468. Patented Sept. 21, 1897.

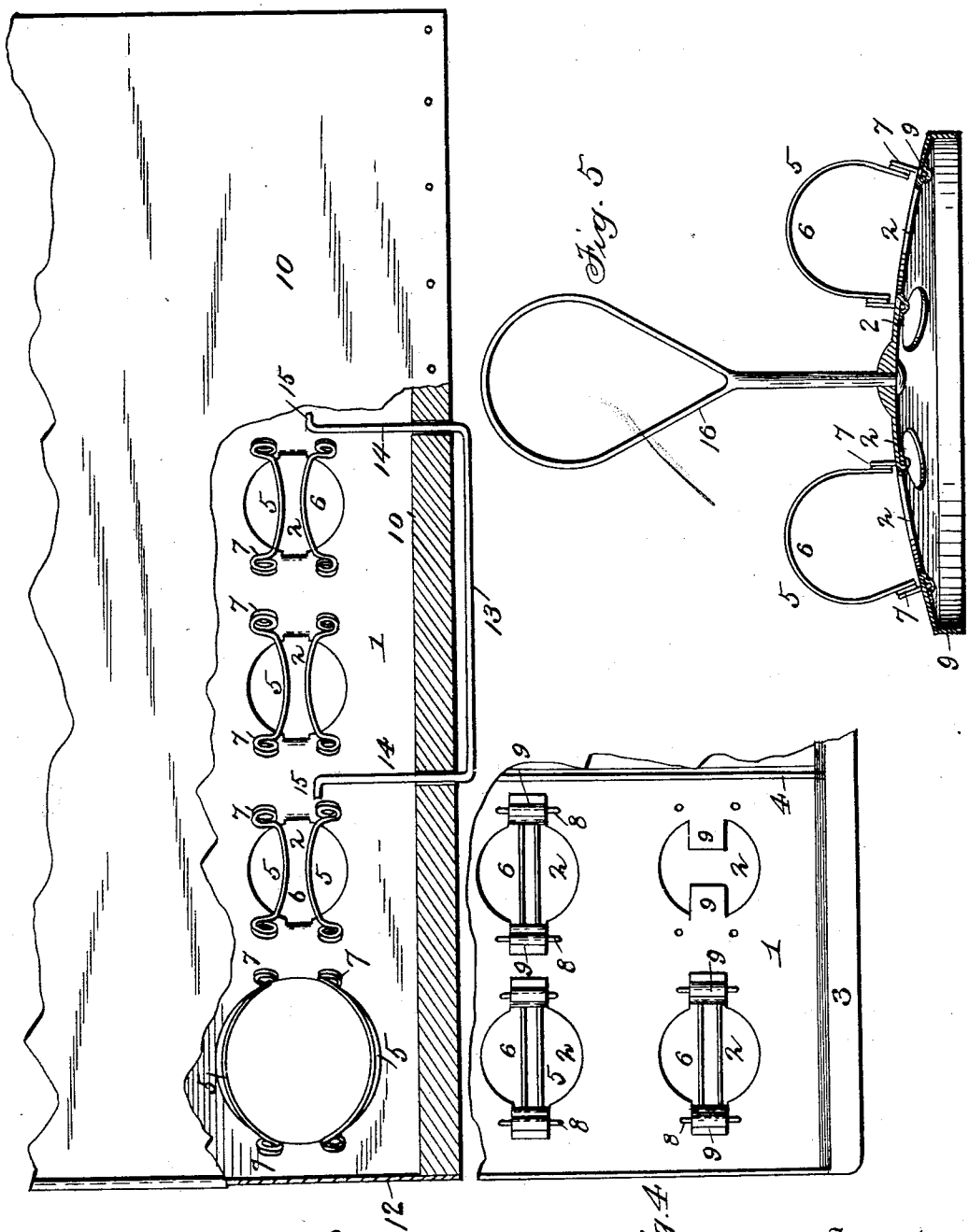

Fig. 2

Fig. 5

Fig. 4

Witnesses:
Frances L. Ourand.
Emmett H. Jones

Inventor.
Anton B. Vaag,
by Sawyer, Bagger & Co.
Attorneys.

THE NORRIS PETERS CO., PHOTO-LITHO., WASHINGTON, D. C.

UNITED STATES PATENT OFFICE.

ANTON B. VAAG, OF HILLSBOROUGH, NORTH DAKOTA.

EGG TRAY OR CARRIER.

SPECIFICATION forming part of Letters Patent No. 590,468, dated September 21, 1897.

Application filed April 23, 1897. Serial No. 633,449. (No model.)

To all whom it may concern:

Be it known that I, ANTON B. VAAG, a citizen of the United States, and a resident of Hillsborough, in the county of Traill and State of North Dakota, have invented certain new and useful Improvements in Egg Trays or Carriers; and I do hereby declare that the following is a full, clear, and exact description of the invention, which will enable others skilled in the art to which it appertains to make and use the same, reference being had to the accompanying drawings, which form a part of this specification.

My invention relates to an egg tray or carrier which may be used in connection with a suitable box or case for transporting eggs or which may be employed for holding eggs in a suitable receptacle while being boiled.

The object of the invention is to provide an improved construction of the same whereby in packing the eggs in the tray they can be tested so as to ascertain whether or not they are fresh or in good condition, and when packed and the tray placed in a suitable receptacle they can be transported from place to place without liability of being broken. The said tray may also be so constructed as to be placed in a boiler for boiling the eggs, and when the same have been sufficiently cooked the tray can be removed from the boiler and placed upon the table.

The invention consists in the novel construction and combination of parts hereinafter fully described and claimed.

In the accompanying drawings, Figure 1 is a central longitudinal section of an egg-tray constructed according to my invention, showing the same inserted in a box or case for transportation. Fig. 2 is a plan view, the top of the box being removed. Fig. 3 is a detail perspective view. Fig. 4 is a detail view, looking from the under side. Fig. 5 is a longitudinal sectional view showing the tray adapted to be used in connection with an egg-boiler.

In the said drawings the reference-numeral 1 designates a base consisting of a metal plate formed with a number of holes 2 to receive the ends of the eggs. This plate may be of any suitable shape; but when the tray is used in connection with a box or case for transporting eggs I prefer to make it rectangular, with the holes arranged therein in rows, so that the number of eggs in the case may be readily ascertained by counting the number of trays, as each tray should be arranged to carry a certain predetermined number. The edges of this plate are turned downward, forming flanges 3, which rest upon the box, so that the ends of the eggs will be above the bottom thereof. The said plate on its under side is provided with brace bars or strips 4 for preventing sagging of the same due to the weight of the eggs. Secured to the plate at opposite sides of each hole are two upwardly-extending parallel spring-clamps 5. Each of these clamps consists of a piece of spring-wire bent at its center into a loop 6 and formed near the ends with coils 7. The ends of the wires are then passed through holes in the plate and at right angles, forming short arms 8. Tongues 9, formed integral with the plate when the holes are cut out, are then bent over the said arms, so as to hold them securely in place. One of the holes in Figs. 3 and 4 is shown with the clamps removed and the tongues previous to being bent. The arms 8 of each pair of clamps are bent inward or toward each other, so that each tongue holds one end of both the clamps.

The numeral 10 designates the box or casing, rectangular in form and provided with a door 12 at one end and with a handle 13, by which it may be transported from place to place. While I have shown but one tray in the present instance, the box or case may be divided into a number of chambers by means of suitable partitions, so that any number of trays desired may be employed.

In using the device the eggs are inserted end up between the spring-clamps, with lower ends resting in holes in the base. In inserting the eggs between the clamps the latter will be pressed outward and by their resiliency will securely hold the eggs in place and prevent their accidental displacement, and as the eggs do not come in contact with each other and are held under spring-tension there will be no liability of their being broken.

The clamps are made of light wire, and by holding the tray and the eggs before a strong light it can readily be ascertained whether

any of the eggs are bad, as the fresh eggs will be transparent, while the stale or spoiled ones will appear dark or opaque.

In Fig. 5 I have shown the tray as being conical in form and provided with a handle 16. This construction of tray is for holding the eggs in a boiler or other vessel for boiling. The spring-clamps, however, are the same as those above described. In using this construction of tray it is placed in the boiler, and when the eggs are sufficiently cooked it is removed by means of the handle and placed on the table.

Having thus fully described my invention, what I claim is—

In an egg tray or holder, the combination with the base formed with a number of holes with opposite integral tongues, of the spring-clamps located above said holes, consisting of a piece of wire bent at the center to form a loop, and bent into coils near the ends, and said ends passed through holes in the base and bent inwardly at right angles and the tongues bent over thereupon, substantially as described.

In testimony that I claim the foregoing as my own I have hereunto affixed my signature in presence of two witnesses.

ANTON B. VAAG.

Witnesses:
H. A. LANGLIE,
B. E. INGWALDSON.