



US00D778797S

(12) **United States Design Patent** (10) **Patent No.:** **US D778,797 S**  
**Ito et al.** (45) **Date of Patent:** **\*\* Feb. 14, 2017**

(54) **VEHICLE INSTRUMENT PANEL**  
(71) Applicant: **International Truck Intellectual Property Company, LLC**, Lisle, IL (US)  
(72) Inventors: **Chris Isamu Ito**, Sugar Grove, IL (US); **Christian Michael Hardin**, Waterford, MI (US); **John Ho Song**, Palatine, IL (US); **Robert P. Scott**, Aurora, IL (US); **Benjamin Anthony Kuzmicz**, Naperville, IL (US); **Mitchell E. Auerbach**, Plainfield, IL (US); **Stephen C. Aris**, Ann Arbor, MI (US)

D413,095 S 8/1999 Abalos et al.  
D439,556 S 3/2001 Beigel et al.  
D514,995 S 2/2006 Acton et al.  
D608,265 S 1/2010 Collins et al.  
D705,711 S \* 5/2014 Yamamoto ..... D12/192  
D726,612 S \* 4/2015 Wiedeman ..... D12/192  
D727,231 S \* 4/2015 Narita ..... D12/192  
D730,793 S \* 6/2015 Ishikawa ..... D12/192  
D731,940 S \* 6/2015 Okabe ..... D12/192  
D733,021 S \* 6/2015 Takagi ..... D12/192  
D737,186 S \* 8/2015 Nakao ..... D12/192  
D762,152 S \* 7/2016 Inagaki ..... D12/192  
D763,154 S \* 8/2016 Chang ..... D12/192  
D763,155 S \* 8/2016 Sahs ..... D12/192

\* cited by examiner

(73) Assignee: **International Truck Intellectual Property Company, LLC**, Lisle, IL (US)

*Primary Examiner* — Katrina A Betton  
(74) *Attorney, Agent, or Firm* — Jeffrey P. Calfa; Mark C. Bach

(\*\*) Term: **15 Years**

(21) Appl. No.: **29/566,711**

(22) Filed: **Jun. 2, 2016**

(51) **LOC (10) Cl.** ..... **12-16**

(52) **U.S. Cl.**  
USPC ..... **D12/192**

(58) **Field of Classification Search**  
USPC ..... D12/192, 415, 110, 114; D15/17, 28; D10/46, 98, 102-103, 122-127  
CPC ... G08G 1/096883; G01C 21/30; G01C 21/16; G01C 21/3688  
See application file for complete search history.

(56) **References Cited**

**U.S. PATENT DOCUMENTS**

D339,786 S 9/1993 Allendorph et al.  
D378,585 S 3/1997 Duguid et al.

(57) **CLAIM**

The ornamental designs for a vehicle instrument panel, as shown and described.

**DESCRIPTION**

FIG. 1 is an isometric view of the vehicle instrument panel showing my/our new design;  
FIG. 2 is a bottom view of the vehicle instrument panel of FIG. 1;  
FIG. 3 is a top plan view of the vehicle instrument panel of FIG. 1;  
FIG. 4 is a right side view of the vehicle instrument panel of FIG. 1; and,  
FIG. 5 is a left side view of the vehicle instrument panel of FIG. 1.

**1 Claim, 4 Drawing Sheets**

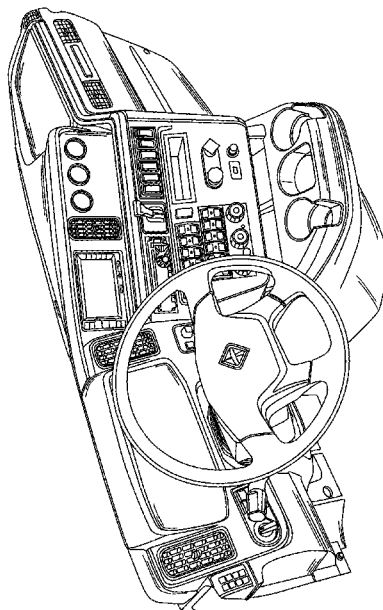


FIG. 1

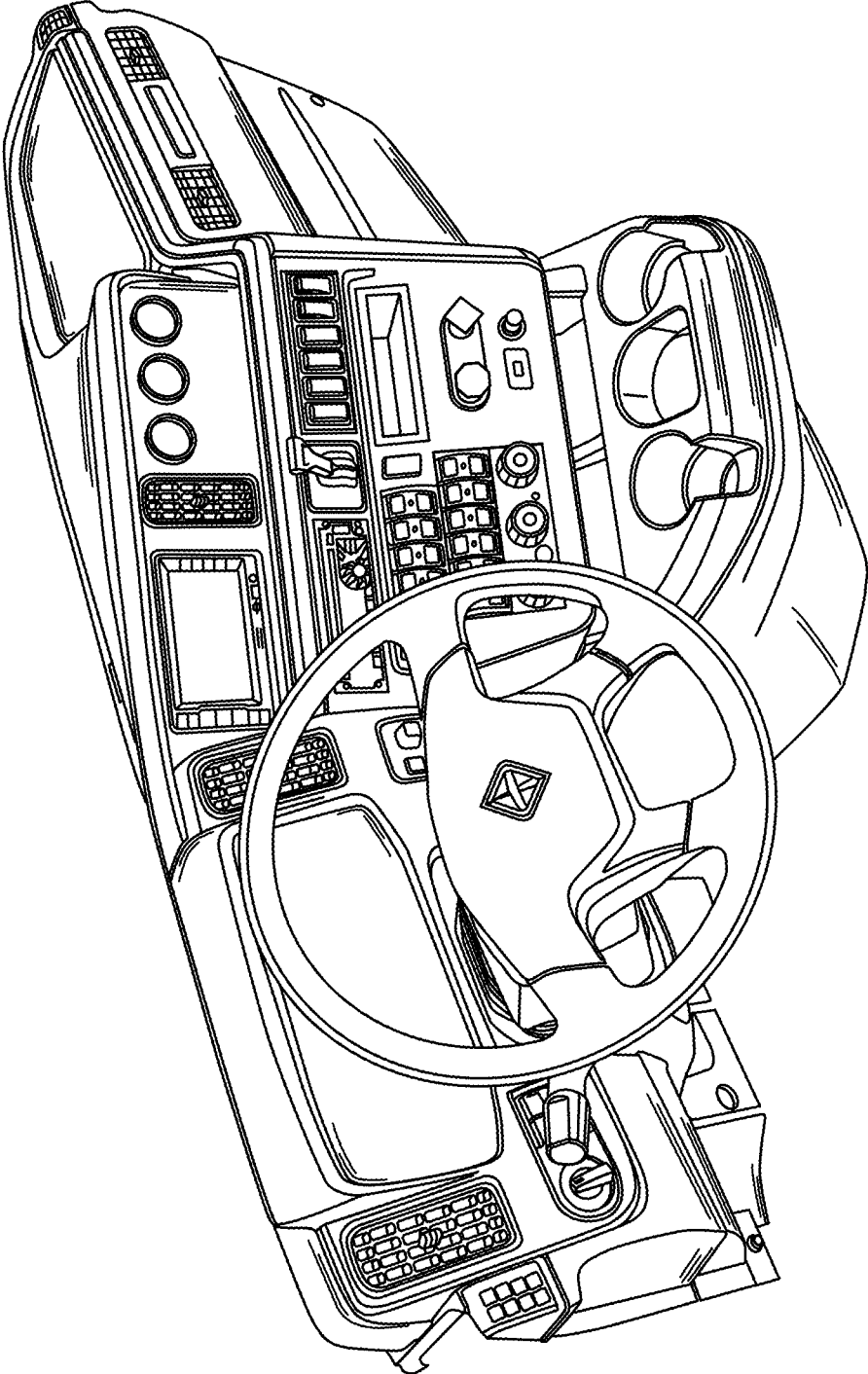


FIG. 2

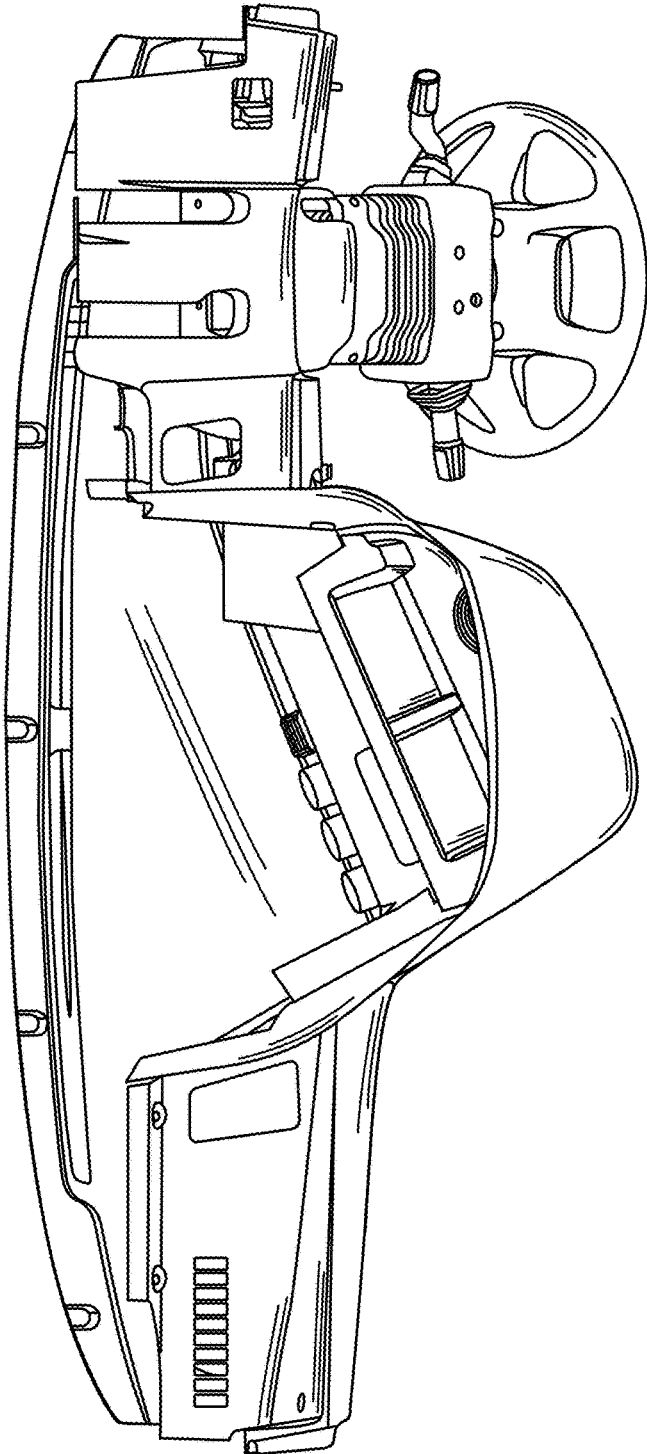


FIG. 3

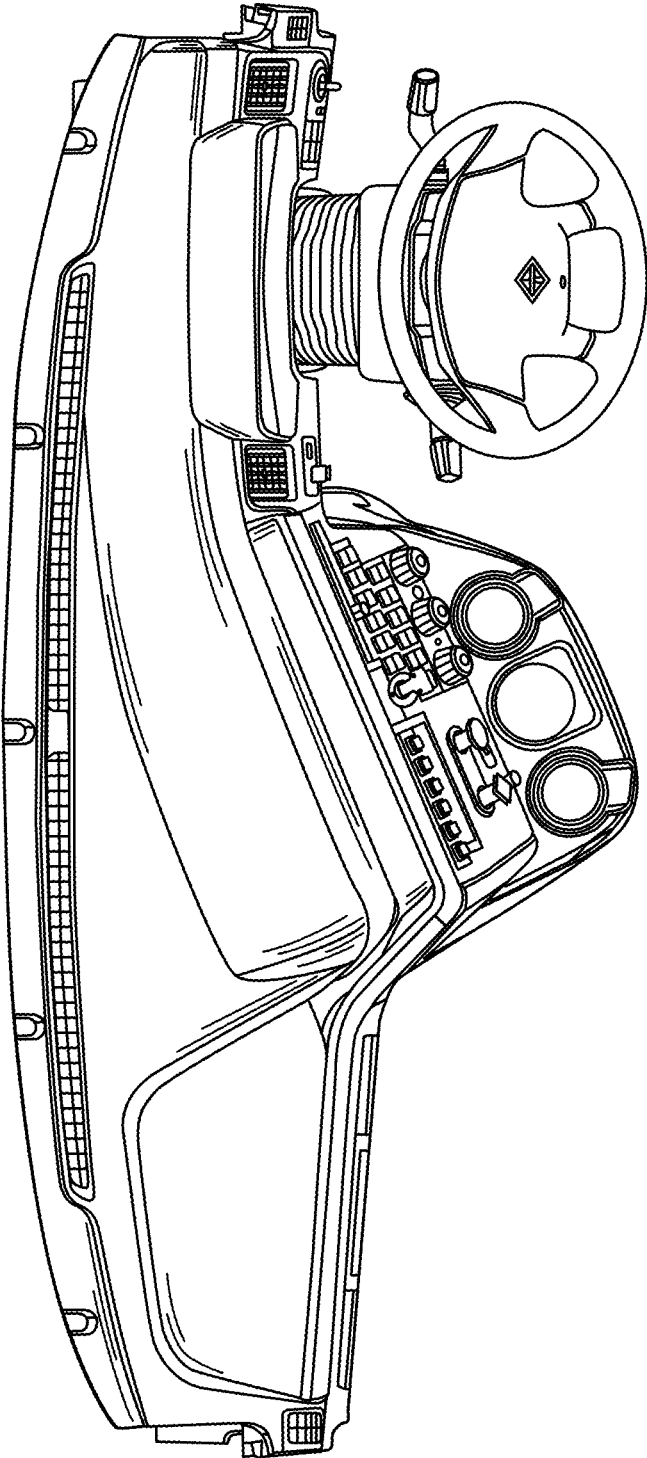


FIG. 4

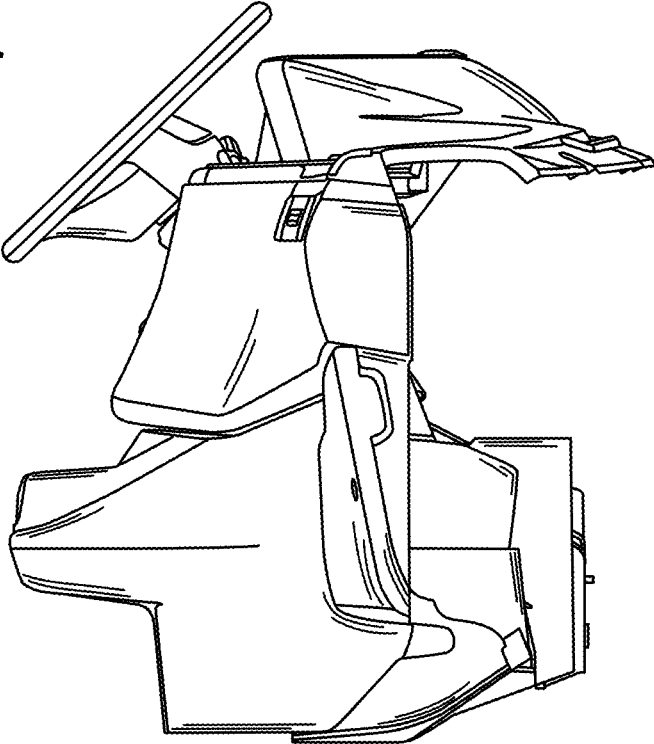


FIG. 5

