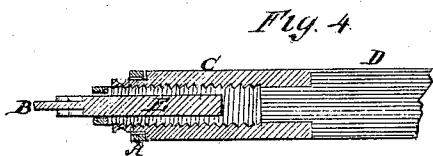
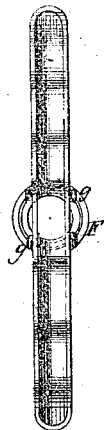
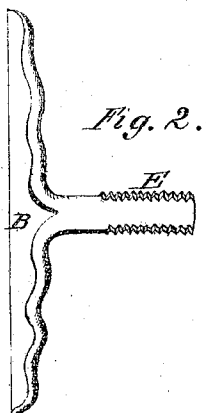
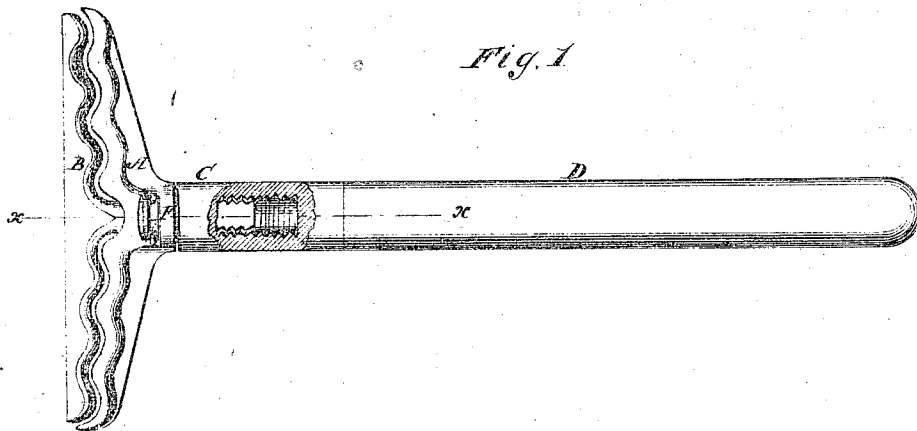


H. H. Wetmore,

Moist Head.

No. 111,161.

Patented Jan. 24, 1871.



Witnesses:  
 Alex. F. Roberts  
 Frank J. Lockley

Inventor:  
 H. H. Wetmore  
 PER *Wm. J. E.*  
 Attorneys.

# United States Patent Office.

HENRY H. WETMORE, OF BARRE, VERMONT.

Letters Patent No. 111,161, dated January 24, 1871; antedated January 12, 1871.

## IMPROVEMENT IN MOP-HEADS.

The Schedule referred to in these Letters Patent and making part of the same.

*To all whom it may concern:*

Be it known that I, HENRY H. WETMORE, of Barre, in the county of Washington and State of Vermont, have invented a new and useful Improvement in Mop-Head; and I do hereby declare that the following is a full, clear, and exact description thereof, which will enable others skilled in the art to make and use the same, reference being had to the accompanying drawing forming part of this specification.

This invention relates to a new and useful improvement in mop-heads, whereby they are made more useful and durable than they have hitherto been; and

It consists in making the jaws of the head in a serpentine or corrugated form, and connecting the fastening-bolt directly to the lower jaw, and swiveling the jaws to the ferrule of the handle, as will be hereinafter more fully described.

In the accompanying drawing—

Figure 1 is a side view of the mop partly in section.

Figure 2 is a side view of the lower jaw detached.

Figure 3 is an end view, showing the mop-head with the lower jaw removed.

Figure 4 is a section of fig. 1 on the line *x x*.

Similar letters of reference indicate corresponding parts.

A is the upper and B the lower jaw of the mop-head.

C is the ferrule on the end of the handle D, which ferrule is a nut for the bolt E on the lower jaw, by means of which the jaws are fastened or drawn together so as to hold the rags between them.

F is a socket on the upper jaw, which the end of the ferrule enters, as seen in fig. 1.

The ferrule has a groove near its end, and the socket

F is open on its two opposite sides, so that the ferrule may be fastened in the socket, and a swivel-joint be formed by means of two small wires, *g g*, which are passed through the open spaces in the socket, (in the groove,) with their ends bent over onto the jaw, as seen in fig. 3, so that they cannot be drawn out either way. The bolt E passes through the lower jaw and into the end of the ferrule, in which a screw-thread is cut, as indicated in fig. 1.

The bolt E is flat, with the screw-thread cut on its edges, as seen in fig. 2, and it passes through a mortise in the upper jaw, of corresponding shape, so that the jaws always stand parallel with each other.

The jaws are serpentine or corrugated at their inner edges where they shut together, so that the rags are tightly secured between them.

These mop-heads are made of cast metal, and require no fitting save the screw-heads. They are very simple, strong, and durable, and can be produced as cheaply as any others possessing the same advantages.

Having thus described my invention,

I claim as new and desire to secure by Letters Patent—

1. The arrangement of wires *g g* opposite openings in socket F, and annular groove on the forward end of ferrule C, as and for the purpose specified.

2. A lower jaw, B, having flat shank E threaded at the end, combined with a swiveled upper jaw, to enable both to turn simultaneously and always preserve their relative positions.

HENRY H. WETMORE.

Witnesses:

ALVAN C. DAY,  
WILLIAM M. SMITH.