



US00D749425S

(12) **United States Design Patent**
Wable

(10) **Patent No.:** **US D749,425 S**

(45) **Date of Patent:** **** Feb. 16, 2016**

- (54) **BOTTLE WITH CAP**
- (71) Applicant: **Produits Berger**,
Bourtheroulde-Infreville (FR)
- (72) Inventor: **Bruno Wable**, Bourtheroulde (FR)
- (73) Assignee: **PRODUITS BERGER**,
Bourtheroulde-Infreville (FR)
- (**) Term: **14 Years**
- (21) Appl. No.: **29/500,772**
- (22) Filed: **Aug. 28, 2014**
- (51) **LOC (10) Cl.** **09-01**
- (52) **U.S. Cl.**
USPC **D9/563; D9/566; D9/571; D9/574;**
D9/435
- (58) **Field of Classification Search**
USPC D9/516-575, 682-694, 723-729,
D9/434-436, 439-441, 445, 447-449
CPC B65D 1/02; B65D 1/0207; B65D 1/0223;
B65D 1/40; B65D 1/42; B65D 1/44; B65D
23/00; B65D 11/04; B65D 11/10; B65D
2501/0009; B65D 2501/0018; B65D
2501/0027; B65D 2501/0081
See application file for complete search history.

1,925,885	A	*	9/1933	Van Kirk	B27G 11/02
						401/127
D94,824	S	*	3/1935	Fuerst	D9/562
D94,921	S	*	3/1935	Nester	D9/562
D95,260	S	*	4/1935	Key	D9/562
D97,105	S	*	10/1935	Steuer	D9/571
D100,366	S	*	7/1936	Fuerst	D9/550
D103,065	S	*	2/1937	Fuerst	D9/562
D106,370	S	*	10/1937	Pancoast	D9/544
D116,866	S	*	9/1939	Smith	D9/571
D207,802	S	*	5/1967	Du Pree	D7/300
D290,341	S	*	6/1987	Durand	D9/544
D291,660	S	*	9/1987	Cassini	D9/544
D342,452	S	*	12/1993	Monaghan	D9/454
D370,636	S	*	6/1996	Crawford	D9/562
D372,676	S	*	8/1996	Desgrippes	D9/545
D437,232	S	*	2/2001	Jones	D9/435
D537,728	S	*	3/2007	De Monclin	D9/573

* cited by examiner

Primary Examiner — Catherine Tuttle
(74) *Attorney, Agent, or Firm* — Fredrikson & Byron P.A.

(57) **CLAIM**
I claim the ornamental design for a bottle with cap, as shown and described.

DESCRIPTION

FIG. 1 is a perspective view showing my new design for a bottle with cap;
FIG. 2 is a rear elevation view thereof;
FIG. 3 is a front elevation view thereof;
FIG. 4 is a left side elevation view thereof;
FIG. 5 is a right side elevation view; and,
FIG. 6 is a top plan view thereof.

1 Claim, 6 Drawing Sheets

- (56) **References Cited**
U.S. PATENT DOCUMENTS
D80,446 S * 2/1930 McKay D9/544
D89,237 S * 2/1933 Fuerst D9/566

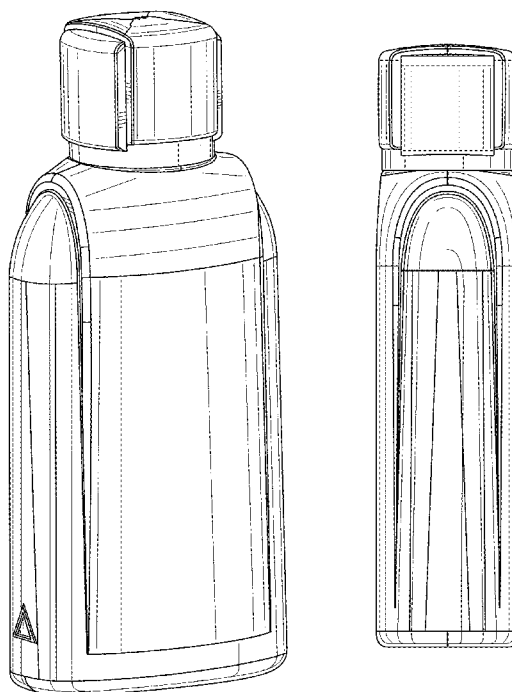


Fig. 1

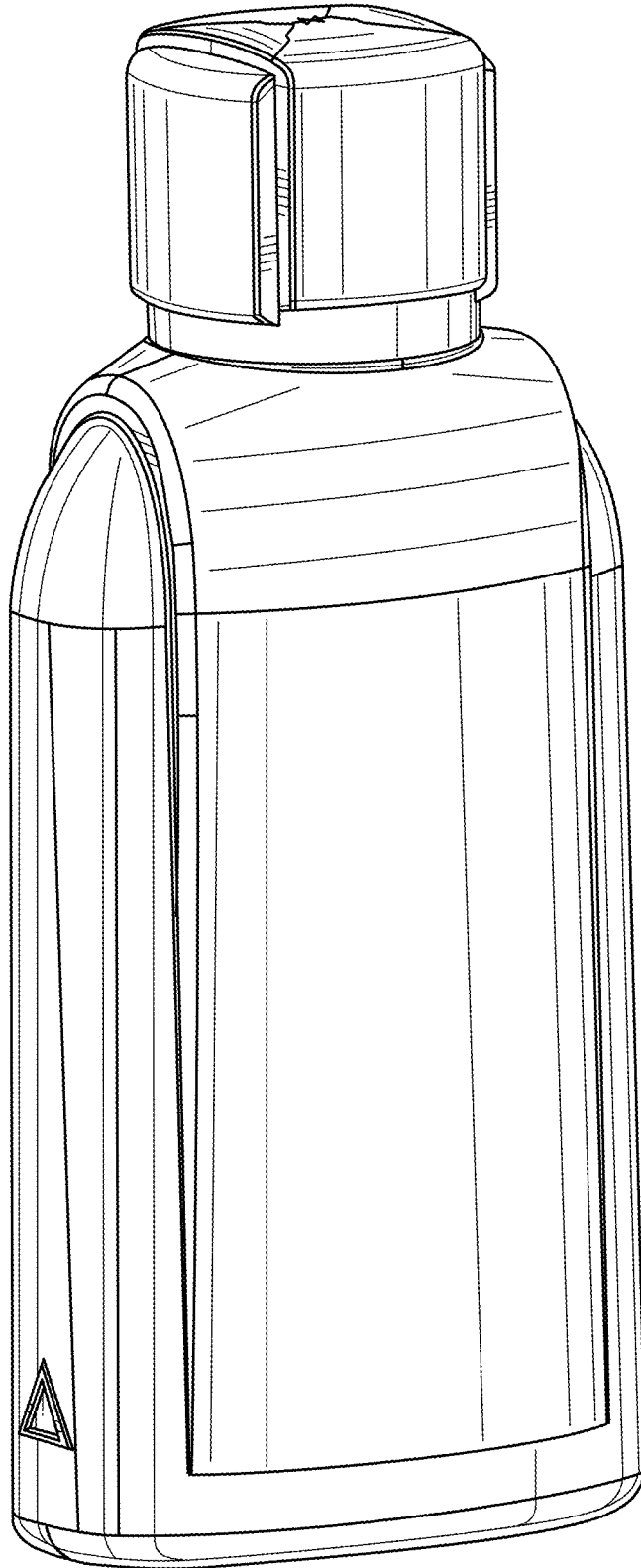


Fig. 2

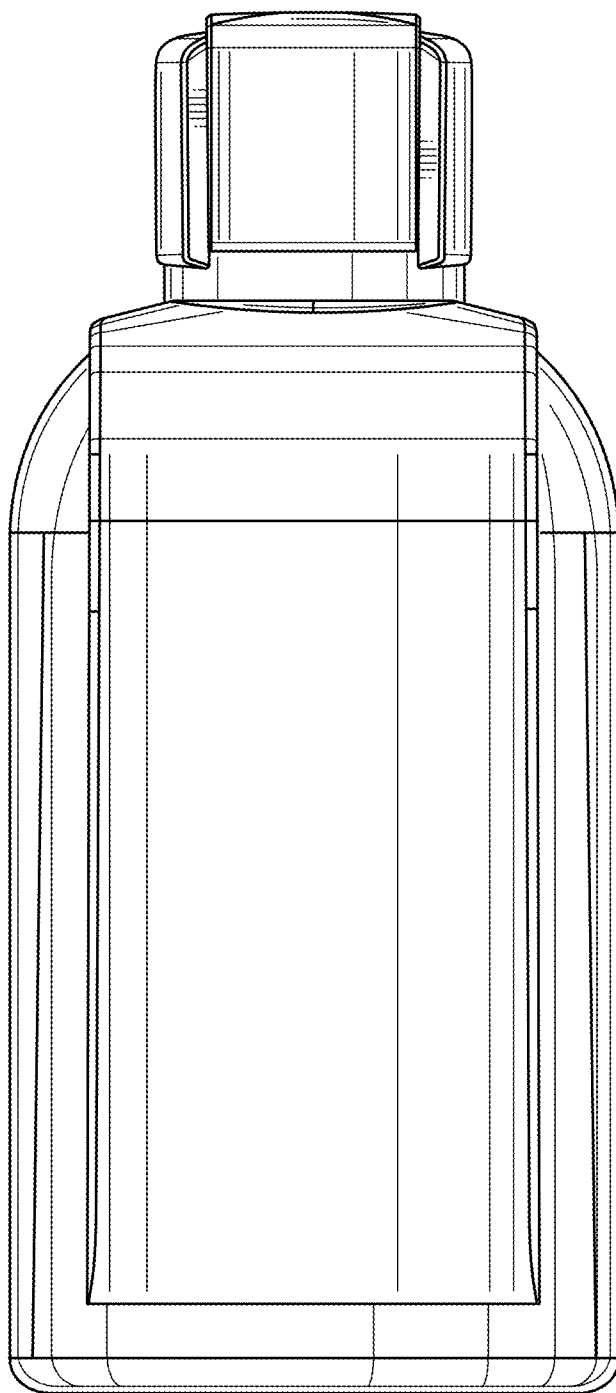


Fig. 3

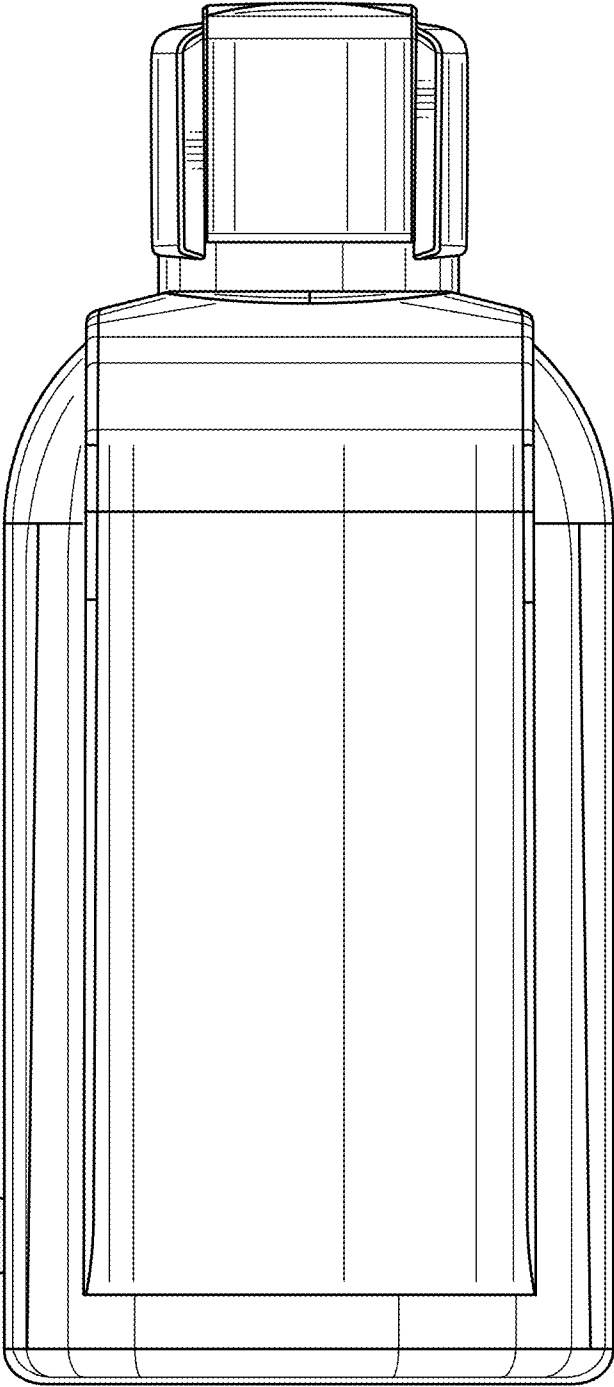


Fig. 4

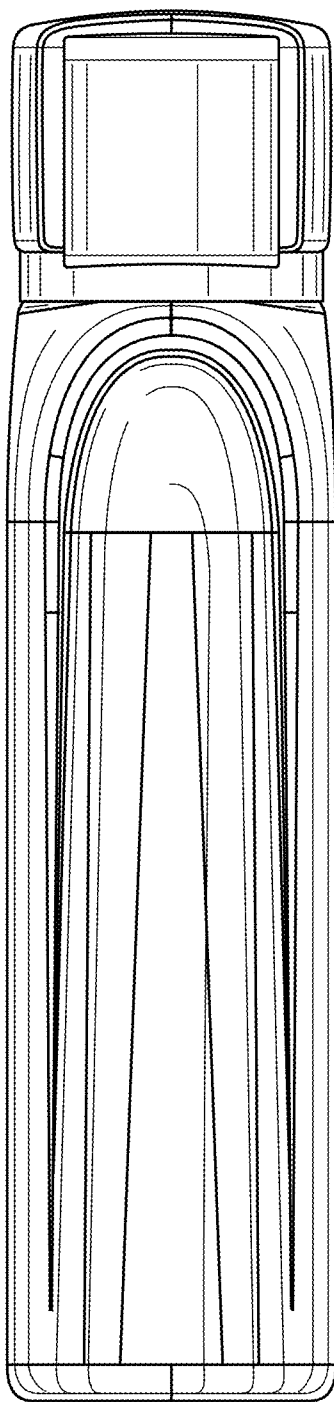


Fig. 5

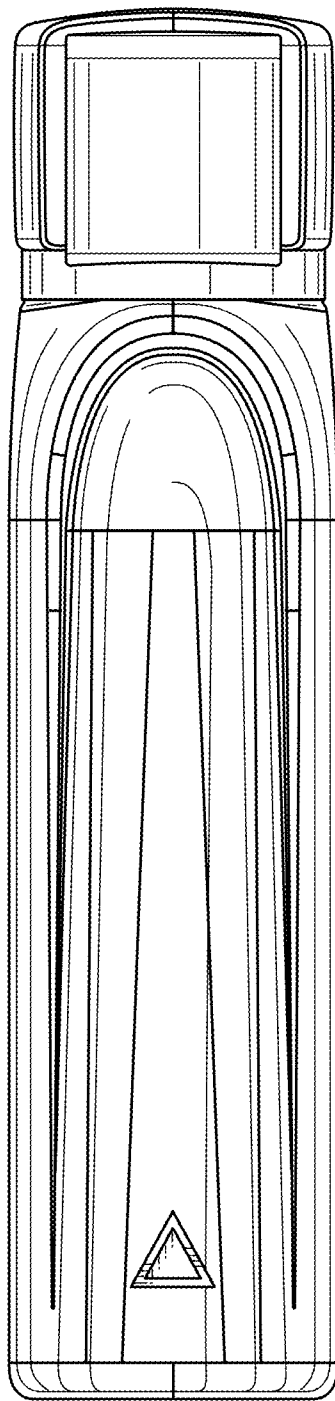


Fig. 6

