



US0D1069661S

(12) **United States Design Patent**
Hritz

(10) **Patent No.:** **US D1,069,661 S**

(45) **Date of Patent:** **** Apr. 8, 2025**

(54) **HANDGRIP**

(71) Applicant: **Polaris Industries Inc.**, Medina, MN
(US)

(72) Inventor: **Michael A. Hritz**, Minnetonka, MN
(US)

(73) Assignee: **Polaris Industries Inc.**, Medina, MN
(US)

(**) Term: **15 Years**

(21) Appl. No.: **29/892,053**

(22) Filed: **May 12, 2023**

(51) **LOC (15) Cl.** **12-16**

(52) **U.S. Cl.**

USPC **D12/179**

(58) **Field of Classification Search**

USPC D8/107, 300, 303, 307, 311, 312, 315;
D12/7, 114, 174, 179, 180, 177, 192, 195,
D12/400, 415, 413, 416; D21/775, 771;
D22/101, 107-111

CPC A45F 5/102; A63C 11/227; F41C 23/10

See application file for complete search history.

(56) **References Cited**

U.S. PATENT DOCUMENTS

D351,328 S *	10/1994	Hasegawa	D8/107
D390,179 S *	2/1998	Barbunopulos	D12/179
D403,035 S *	12/1998	MacPherson	D21/684
D449,809 S *	10/2001	Carlson	D12/179
D495,281 S *	8/2004	Pfeiffer	D12/179
D510,061 S *	9/2005	Woods	D12/179
D527,065 S *	8/2006	Schary	D21/775

D535,172 S *	1/2007	Engvall	D8/107
D833,346 S *	11/2018	Wicks	D12/179
D865,103 S *	10/2019	Kindig	D22/108
D878,983 S *	3/2020	Carlini	D12/179
D955,852 S *	6/2022	Werdowatz	A45F 5/102 D8/303
D986,787 S *	5/2023	Huang	D12/179
2018/0195833 A1 *	7/2018	Bentley	F41C 23/10
2021/0228972 A1 *	7/2021	Heim	A63C 11/227

* cited by examiner

Primary Examiner — Susan E Krakower

Assistant Examiner — Jerry Shiuuan-Hua Hsu

(74) *Attorney, Agent, or Firm* — Faegre Drinker Biddle & Reath LLP

(57) **CLAIM**

The ornamental design for the handgrip as shown and described.

DESCRIPTION

FIG. 1 is a left front perspective view of a handgrip showing my new design;

FIG. 2 is a front view thereof;

FIG. 3 is a rear view thereof;

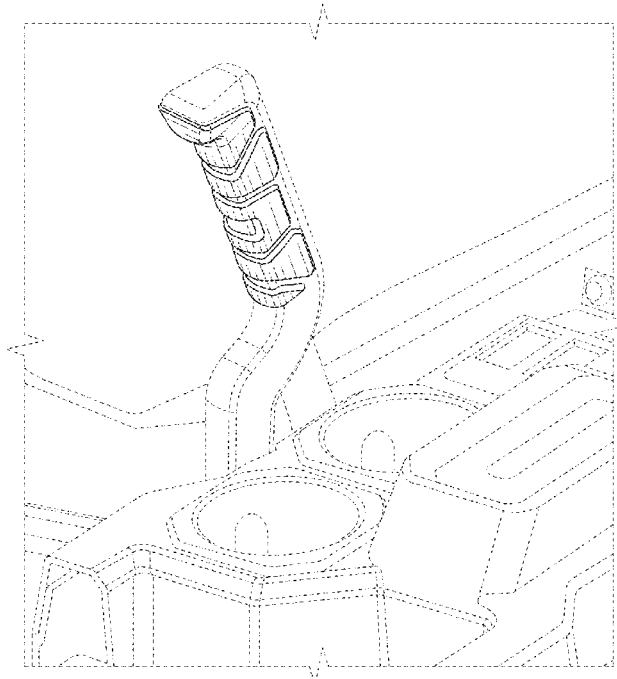
FIG. 4 is a right side view thereof;

FIG. 5 is a left side view thereof; and,

FIG. 6 is a top view thereof.

The broken lines located on the handle of the grip depict portions of the handgrip which form no part of the claimed design. The broken lines illustrating a vehicle depict environmental structure and form no part of the claimed design. The broken lines framing the edges of each drawing, depict break-away symbols. Any portion beyond what is shown forms no part of the claimed design.

1 Claim, 6 Drawing Sheets



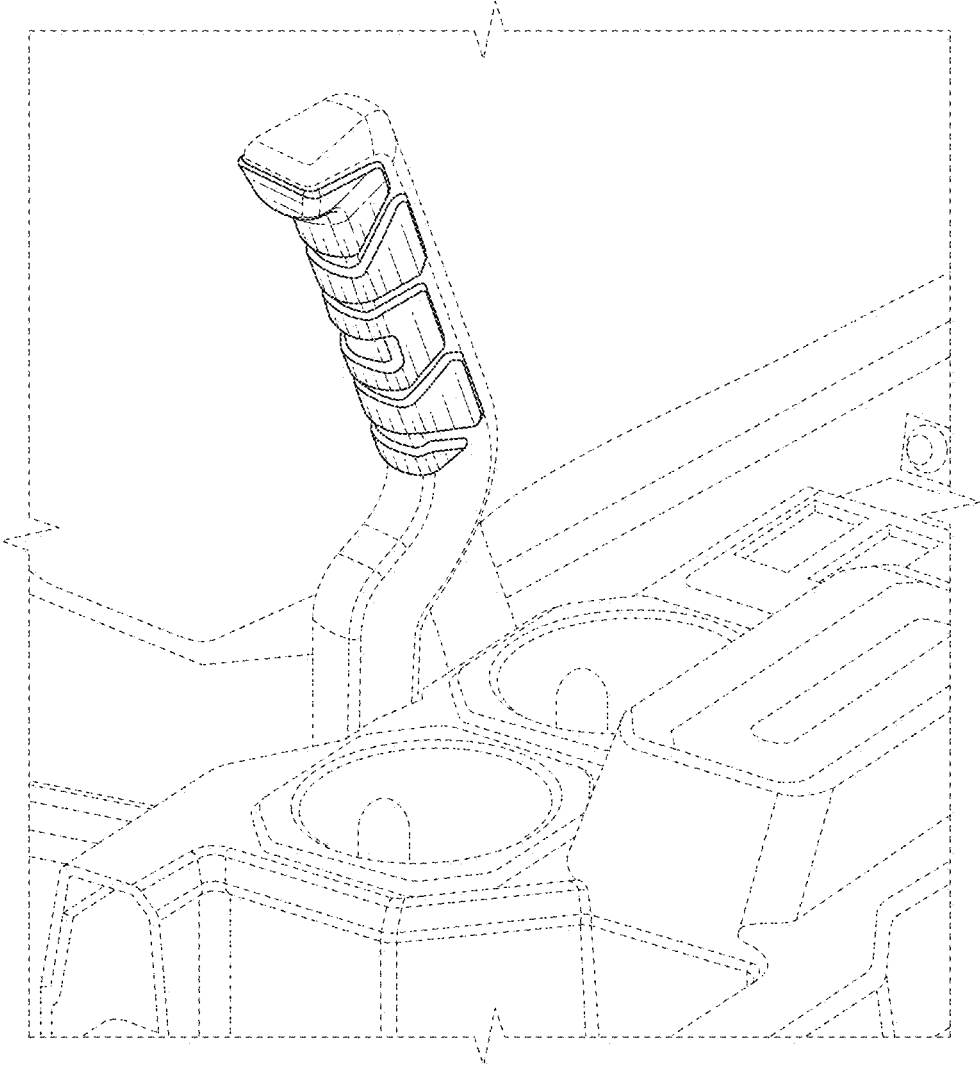


FIG. 1

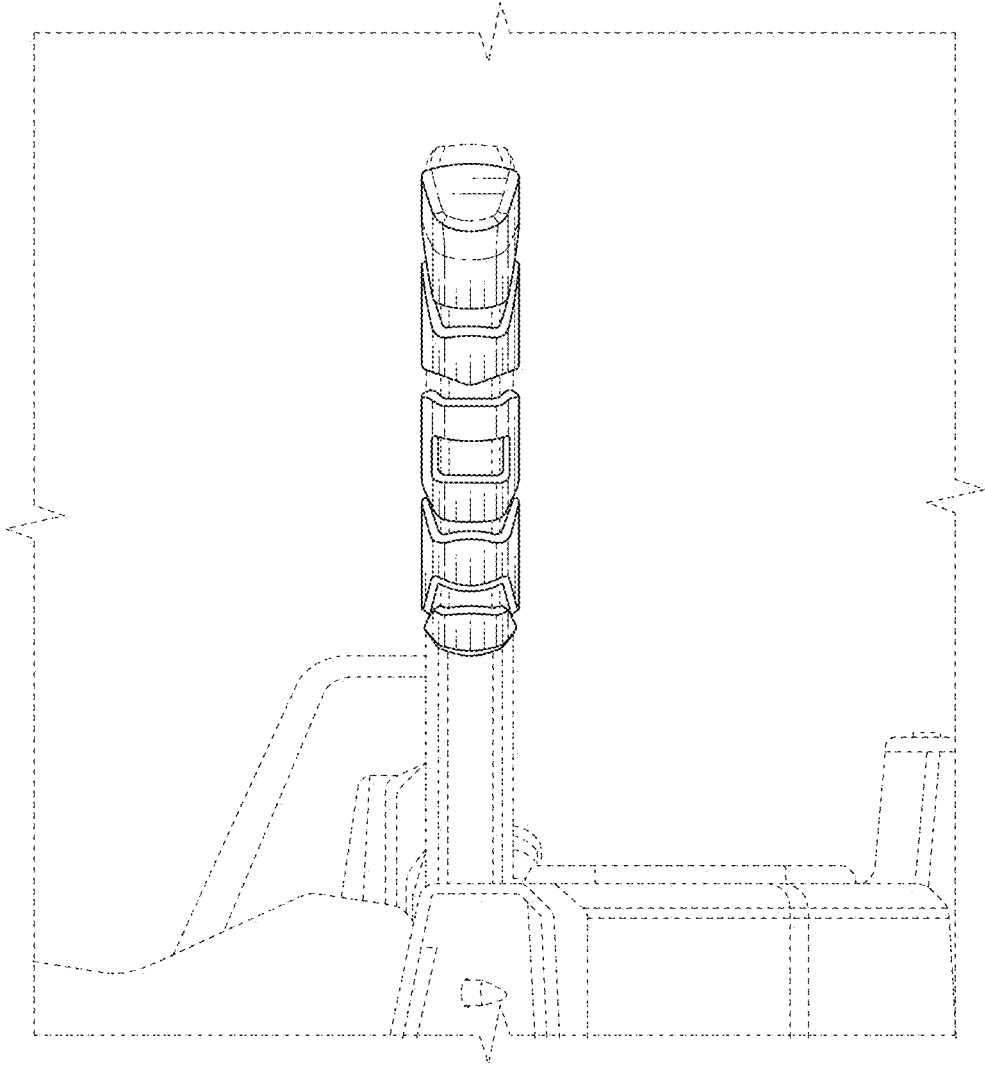


FIG. 2

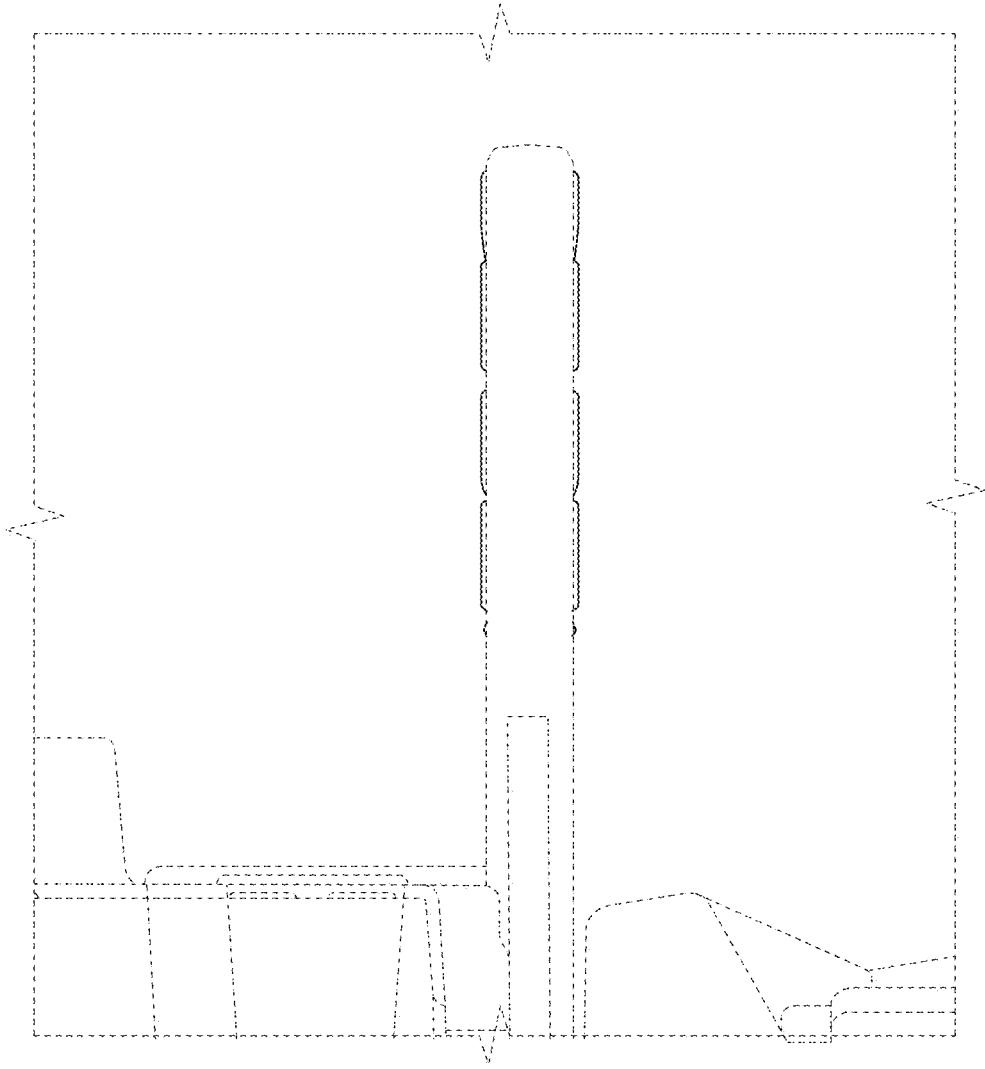


FIG. 3

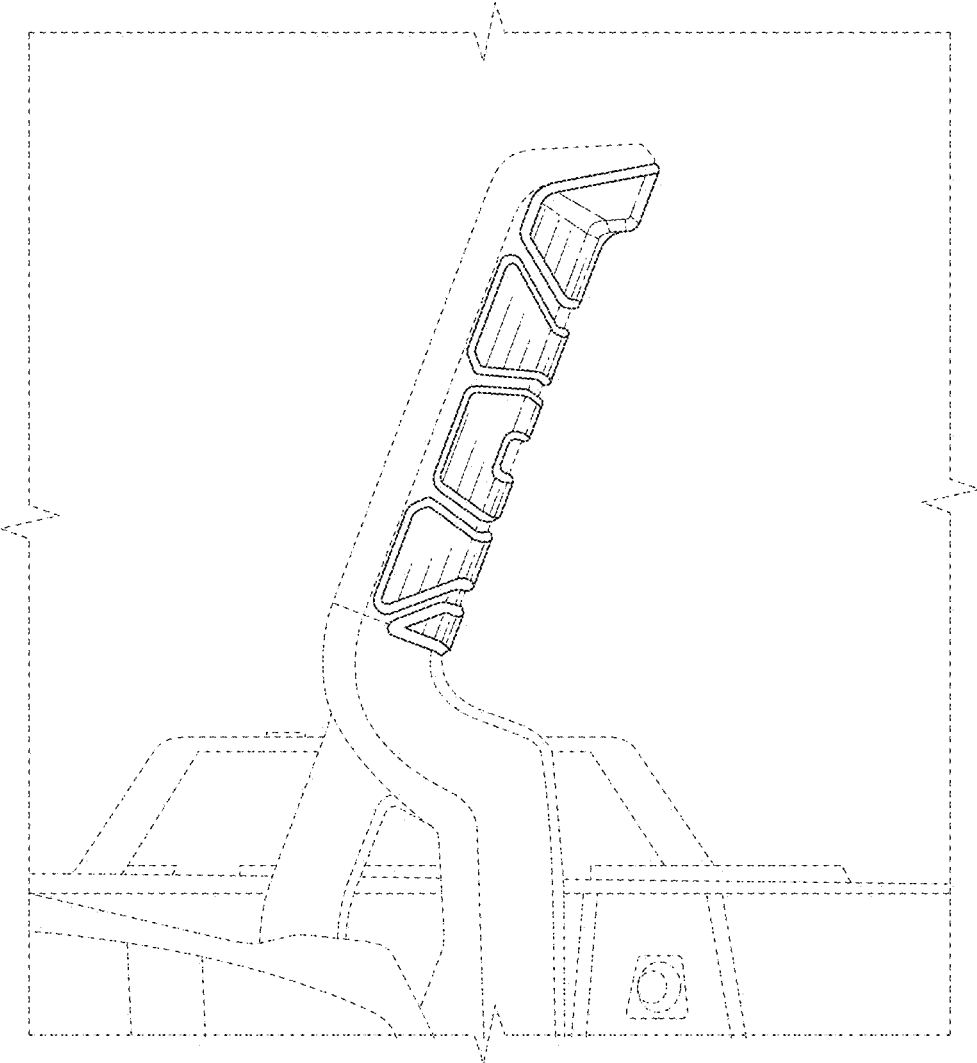


FIG. 4

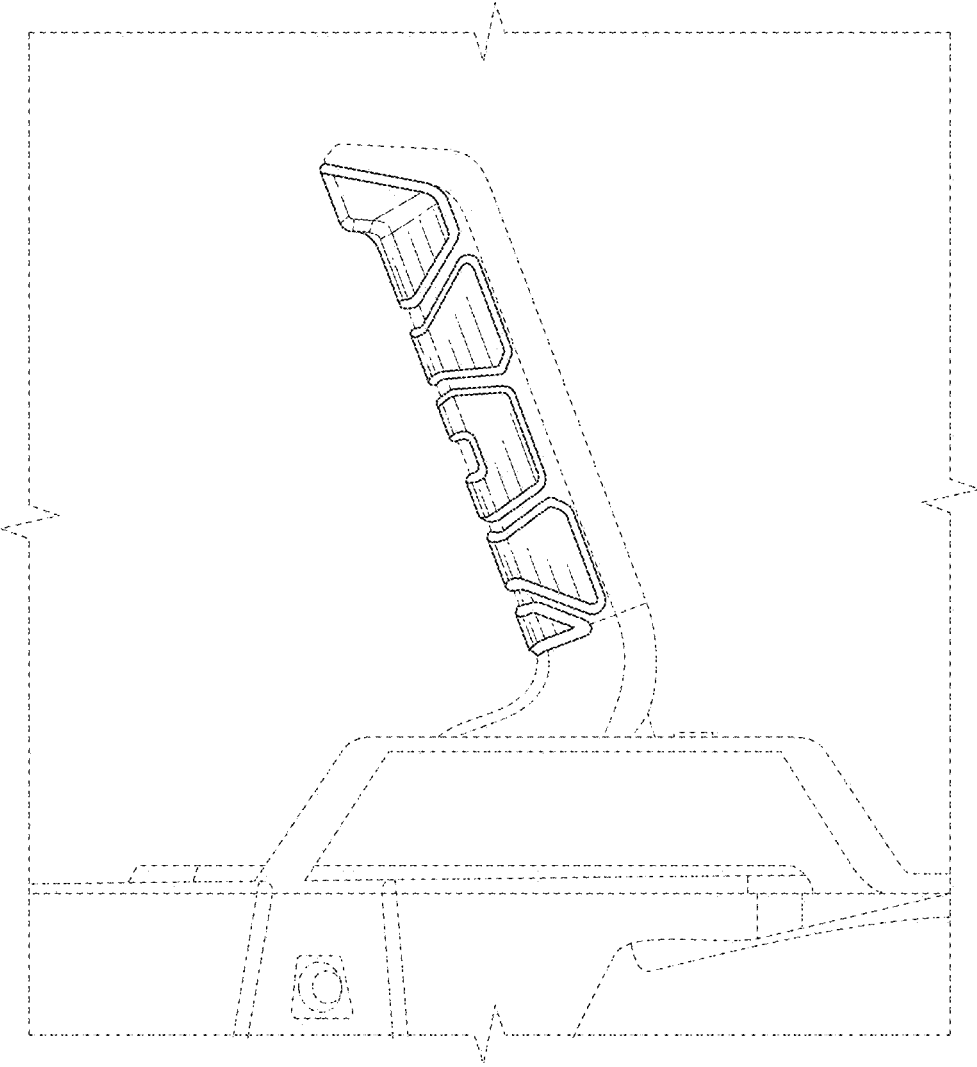


FIG. 5

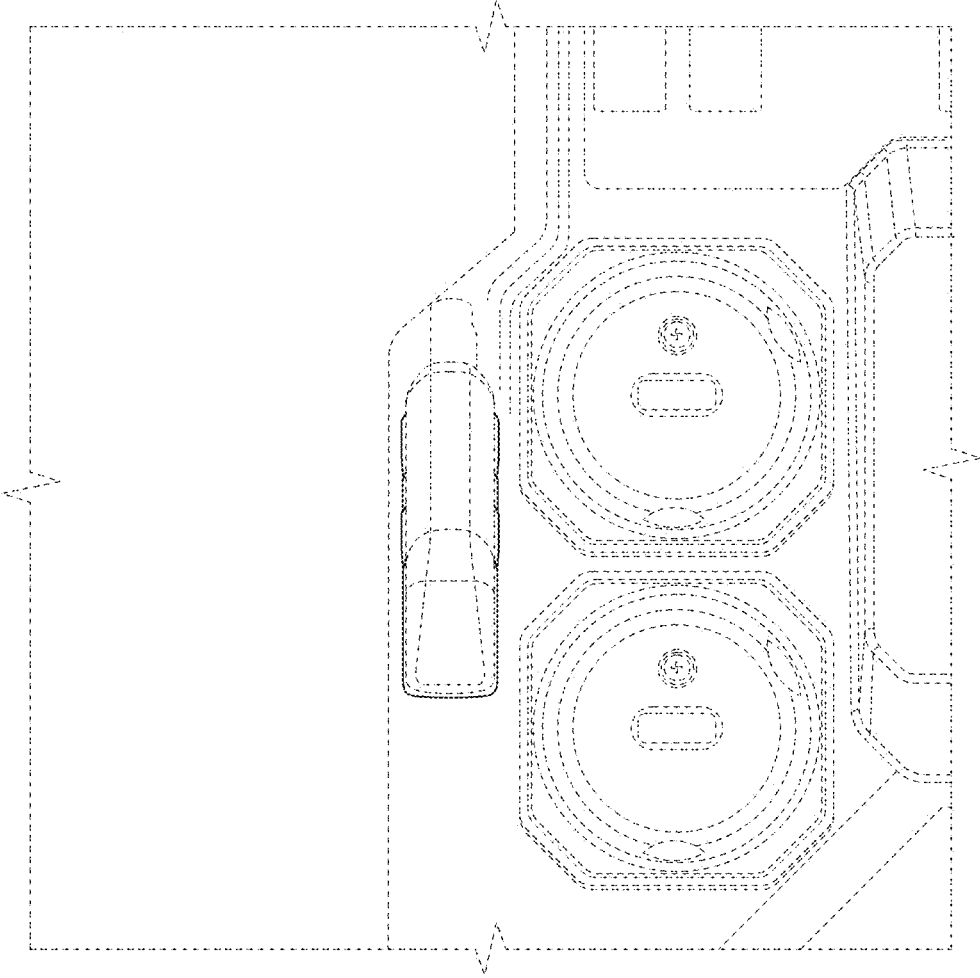


FIG. 6