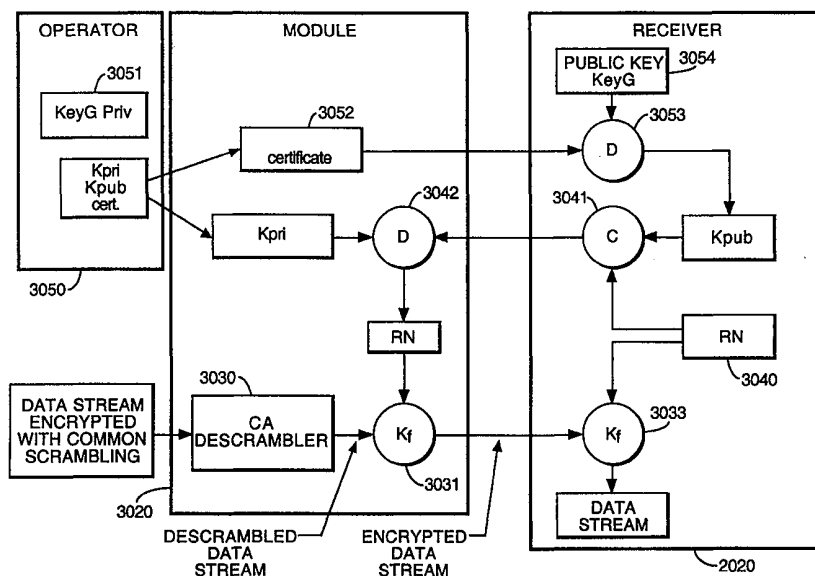




## INTERNATIONAL APPLICATION PUBLISHED UNDER THE PATENT COOPERATION TREATY (PCT)

(51) International Patent Classification <sup>6</sup> : <b>H04N 7/16, 7/167</b>	<b>A1</b>	(11) International Publication Number: <b>WO 99/18729</b> (43) International Publication Date: 15 April 1999 (15.04.99)
<p>(21) International Application Number: PCT/IB98/01610</p> <p>(22) International Filing Date: 2 October 1998 (02.10.98)</p> <p>(30) Priority Data:  97402322.8 2 October 1997 (02.10.97) EP  98401388.8 9 June 1998 (09.06.98) EP  98401389.6 9 June 1998 (09.06.98) EP</p> <p>(71) Applicant (for all designated States except US): CANAL+ SOCIETE ANONYME [FR/FR]; 85/89, quai André-Citroen, F-75711 Paris Cedex 15 (FR).</p> <p>(72) Inventors; and  (75) Inventors/Applicants (for US only): MAILLARD, Michel [FR/FR]; 42, avenue du Maréchal-Leclerc, F-28130 Main-tenon (FR). BENARDEAU, Christian [FR/FR]; 13, allée des Puisatiers, F-77600 Bussy-Saint-Georges (FR). DAUVOIS, Jean-Luc [FR/FR]; 19, rue Eugène-Manuel, F-75116 Paris (FR).</p> <p>(74) Agents: COZENS, Paul, Dennis et al.; Mathys &amp; Squire, 100 Grays Inn Road, London WC1X 8AL (GB).</p>		<p>(81) Designated States: AL, AM, AT, AU, AZ, BA, BB, BG, BR, BY, CA, CH, CN, CU, CZ, DE, DK, EE, ES, FI, GB, GD, GE, GH, GM, HR, HU, ID, IL, IS, JP, KE, KG, KP, KR, KZ, LC, LK, LR, LS, LT, LU, LV, MD, MG, MK, MN, MW, MX, NO, NZ, PL, PT, RO, RU, SD, SE, SG, SI, SK, SL, TJ, TM, TR, TT, UA, UG, US, UZ, VN, YU, ZW, ARIPO patent (GH, GM, KE, LS, MW, SD, SZ, UG, ZW), Eurasian patent (AM, AZ, BY, KG, KZ, MD, RU, TJ, TM), European patent (AT, BE, CH, CY, DE, DK, ES, FI, FR, GB, GR, IE, IT, LU, MC, NL, PT, SE), OAPI patent (BF, BJ, CF, CG, CI, CM, GA, GN, GW, ML, MR, NE, SN, TD, TG).</p> <p><b>Published</b>  With international search report.</p>

(54) Title: METHOD AND APPARATUS FOR ENCRYPTED DATA STREAM TRANSMISSION



## (57) Abstract

A method of transmission and reception of scrambled data in which the scrambled data is transmitted to a decoder (2020), the scrambled data being passed to and descrambled by a security module or smart card (3020) inserted in the decoder (2020) and characterised in that the scrambled data stream is passed from the smart card (3020) in an encrypted form. The encryption of the data stream may be carried out on the card (3020) or as a secondary encryption step at transmission. The data stream may correspond directly to audiovisual data descrambled in the security module or to a stream of control word data subsequently used by the decoder to descramble a transmission.

**FOR THE PURPOSES OF INFORMATION ONLY**

Codes used to identify States party to the PCT on the front pages of pamphlets publishing international applications under the PCT.

<b>AL</b>	Albania	<b>ES</b>	Spain	<b>LS</b>	Lesotho	<b>SI</b>	Slovenia
<b>AM</b>	Armenia	<b>FI</b>	Finland	<b>LT</b>	Lithuania	<b>SK</b>	Slovakia
<b>AT</b>	Austria	<b>FR</b>	France	<b>LU</b>	Luxembourg	<b>SN</b>	Senegal
<b>AU</b>	Australia	<b>GA</b>	Gabon	<b>LV</b>	Latvia	<b>SZ</b>	Swaziland
<b>AZ</b>	Azerbaijan	<b>GB</b>	United Kingdom	<b>MC</b>	Monaco	<b>TD</b>	Chad
<b>BA</b>	Bosnia and Herzegovina	<b>GE</b>	Georgia	<b>MD</b>	Republic of Moldova	<b>TG</b>	Togo
<b>BB</b>	Barbados	<b>GH</b>	Ghana	<b>MG</b>	Madagascar	<b>TJ</b>	Tajikistan
<b>BE</b>	Belgium	<b>GN</b>	Guinea	<b>MK</b>	The former Yugoslav Republic of Macedonia	<b>TM</b>	Turkmenistan
<b>BF</b>	Burkina Faso	<b>GR</b>	Greece	<b>ML</b>	Mali	<b>TR</b>	Turkey
<b>BG</b>	Bulgaria	<b>HU</b>	Hungary	<b>MN</b>	Mongolia	<b>TT</b>	Trinidad and Tobago
<b>BJ</b>	Benin	<b>IE</b>	Ireland	<b>MR</b>	Mauritania	<b>UA</b>	Ukraine
<b>BR</b>	Brazil	<b>IL</b>	Israel	<b>MW</b>	Malawi	<b>UG</b>	Uganda
<b>BY</b>	Belarus	<b>IS</b>	Iceland	<b>MX</b>	Mexico	<b>US</b>	United States of America
<b>CA</b>	Canada	<b>IT</b>	Italy	<b>NE</b>	Niger	<b>UZ</b>	Uzbekistan
<b>CF</b>	Central African Republic	<b>JP</b>	Japan	<b>NL</b>	Netherlands	<b>VN</b>	Viet Nam
<b>CG</b>	Congo	<b>KE</b>	Kenya	<b>NO</b>	Norway	<b>YU</b>	Yugoslavia
<b>CH</b>	Switzerland	<b>KG</b>	Kyrgyzstan	<b>NZ</b>	New Zealand	<b>ZW</b>	Zimbabwe
<b>CI</b>	Côte d'Ivoire	<b>KP</b>	Democratic People's Republic of Korea	<b>PL</b>	Poland		
<b>CM</b>	Cameroon	<b>KR</b>	Republic of Korea	<b>PT</b>	Portugal		
<b>CN</b>	China	<b>KZ</b>	Kazakhstan	<b>RO</b>	Romania		
<b>CU</b>	Cuba	<b>LC</b>	Saint Lucia	<b>RU</b>	Russian Federation		
<b>CZ</b>	Czech Republic	<b>LI</b>	Liechtenstein	<b>SD</b>	Sudan		
<b>DE</b>	Germany	<b>LK</b>	Sri Lanka	<b>SE</b>	Sweden		
<b>DK</b>	Denmark	<b>LR</b>	Liberia	<b>SG</b>	Singapore		
<b>EE</b>	Estonia						

**METHOD AND APPARATUS FOR ENCRYPTED DATA STREAM**  
**TRANSMISSION**

5 The present invention relates to a method and apparatus for use with an encrypted or scrambled transmission, for example a scrambled television broadcast.

Transmission of encrypted data is well-known in the field of pay TV systems, where scrambled audiovisual information is usually broadcast by satellite to a number of subscribers, each subscriber possessing a decoder or receiver/decoder capable of  
10 descrambling the transmitted program for subsequent viewing.

In a typical system, scrambled data is transmitted together with a control word for descrambling of the data, the control word itself being encrypted by a so-called exploitation key and transmitted in encrypted form. The scrambled data and encrypted  
15 control word are then received by a decoder having access to an equivalent of the exploitation key stored on a smart card inserted in the decoder to decrypt the encrypted control word and thereafter descramble the transmitted data. A paid-up subscriber will receive in a monthly ECM (Entitlement Control Message) the exploitation key necessary to decrypt the encrypted control word so as to permit  
20 viewing of the transmission.

In order to try to improve the security of the system, the control word is usually changed every ten seconds or so. This avoids the situation with a static or slowly changing control word where the control word may become publicly known. In such  
25 circumstances, it would be relatively simple for a fraudulent user to feed the known control word to the descrambling unit on his decoder to descramble the transmission.

Notwithstanding this security measure, a problem has arisen in recent years where the stream of control words sent during a broadcast film, for example, becomes known.  
30 This information may be used by any unauthorised user who has recorded the still-scrambled film on a video recorder. If the film is replayed at the same time as the stream of control words is fed to the decoder, visualisation of the film becomes

-2-

possible. Provided the user manages to synchronise the film with the control stream there are no great technical problems in carrying out such a fraud, particularly since the hardware elements necessary to build the descrambler are easily obtained.

- 5 This problem has been exacerbated with the rise of the internet and it is now not uncommon to find any number of internet sites that publish the stream of control words emitted during a given transmission.

- 10 It is an object of the present invention to overcome the problems associated with known prior art techniques for scrambled transmissions so as to provide a secure decoder configuration resistant to attacks such as those described above.

- 15 According to the present invention there is provided a method of transmission and reception of a scrambled data stream in which the scrambled data stream is transmitted to a decoder, and thereafter passed to and descrambled by a portable security module inserted in the decoder and characterised in that the data stream is passed from the security module to the decoder in an encrypted form, to be decrypted and subsequently used by the decoder.

- 20 As discussed above, in conventional systems, a control word is encrypted by an exploitation key and passed from the decoder to the smart card for decryption before being passed in a decrypted form to the control unit in the decoder for descrambling of the transmission. The weak point in such techniques lies in the transmission of the control word "in clear" between the card and the decoder unit, since it is relatively  
25 easy to determine the connections between the card and the decoder and to thereafter record the control word information passing along these connections.

- By identifying this weakness, and proposing a solution in which data is descrambled by a portable security module before being passed back to the decoder in an encrypted  
30 form the present invention overcomes the problems with these techniques.

According to a first type of realisation of the invention, the data stream is encrypted

-3-

in the security module by a first encryption key before being passed back to the decoder for decryption using an equivalent of the first key. However, as will be described below, other realisations of the invention are possible, in which the data is passed from security module to decoder in encrypted form but in which the encryption  
5 takes place at the transmission level.

In one embodiment of the above realisation, the data stream is encrypted in the security module by a first encryption key variable in dependence on a decoder identity value, the decoder possessing an equivalent of the key and value necessary to decrypt  
10 the data. For example, the decoder identity value can correspond to the serial or batch number of the decoder.

The decoder identity value may be encrypted by a personalised key known to the security module and transmitter, the decoder identity value being transmitted in an encrypted form to the decoder for communication to the security module. Once  
15 decrypted by the personalised key within the security module the decoder identity value and first encryption key can be used by the security module to create the encrypted data stream.

20 Communication of the decoder identity value to the security module will necessarily involve a signal being sent from the decoder to the security module. As we have seen, the transmission of messages across this channel is relatively easy to monitor and it is thus preferable to transfer the identity value in a non-readable form to the security module.

25 Personalised keys of this type are known in relation to EMMs or Entitlement Management Messages, which transmit each month in encrypted form a management key for decrypting that month's ECM to a selected subscriber or group of subscribers possessing the necessary personalised key to decrypt the EMM.

30 In an another solution, the decoder identity value may be encrypted by a personalised key known to the security module, the encrypted decoder identity value being stored

-4-

in the decoder during manufacture of the decoder for communication to the security module upon insertion of the security module in the decoder.

5 In an alternative to the use of a fixed decoder identity value, the first encryption key may be dependent on a random or pseudo-random number generated, for example, by the decoder and communicated to the security module.

10 Preferably, and in view of the problems associated in communicating non-encrypted data between the decoder and the security module, the random number is encrypted by a second encryption key before being communicated between the decoder and security module, or vice versa.

15 In one embodiment, the random number may be generated and encrypted by a second encryption key at the decoder and communicated to the security module for decryption by an equivalent of this second key stored in the security module.

20 In an alternative embodiment, the operation of the security module and decoder may simply be reversed, such that the random number is generated and encrypted by a second key in the security module and communicated to the decoder for decryption by an equivalent of the second key stored in the decoder.

25 In the examples given above, the first and second encryption key, the personalised security module key etc may all be created in accordance with a known symmetric encryption algorithm, such as DES, RC2 etc. However, in a preferred embodiment where the decoder is responsible for generation of the random number, the second key used to encrypt the random number corresponds to a public key, the security module being provided with the equivalent private key necessary to decrypt the random number value.

30 As compared with a portable security module such as a smart card, the hardware component in the decoder used to store the first and second encryption keys (typically a ROM) is relatively easy to isolate and monitor by means of attached contacts etc.

A dedicated fraudulent user may therefore obtain the first and second keys and, by monitoring communications between the security module and decoder, the encrypted value of the random number. If a symmetric algorithm is used for the second key, the random number may then be decrypted with the known decoder second key and fed  
5 to the known first key to decrypt the control word.

In contrast, through the use of a public key/private key arrangement, possession of the second public key held by the decoder does not enable a fraudulent user to decode the encrypted random number. Whilst it is always possible to obtain the random number  
10 directly, this is more difficult in comparison with obtaining the keys and picking up the communicated encrypted value, since the random number will be most likely generated and stored somewhere in the RAM of the decoder and can in any case change on a regular basis.

15 Preferably, the second private key is unique to the security module. This embodiment substantially increases the security of the system, although as will be understood the data stream communicated between the security module and decoder will be in any case dependent on the random number generated during that session.

20 As mentioned above, the use of a public/private key arrangement in relation to the second encryption key is particularly advantageous where the private key is stored in the security module and the public key in the decoder. However, in alternative embodiments, the situation may be reversed such that the private key is held in the decoder and the public key in the security module.

25 Advantageously, the second decoder key is encrypted by a third key before communication to the decoder, the decoder possessing the corresponding third key so as to decrypt and verify the second decoder key.

30 In a particularly advantageous embodiment, the third key used to decrypt the second decoder key is a private key, the decoder possessing the equivalent public key to decrypt and verify the communicated second key.

In all of the above embodiments of this first type of realisation, the data stream is re-encrypted by a first encryption key held in the security module before being passed to the decoder.

5 As mentioned, in an alternative type of realisation, the encrypted data stream passed between the security module and decoder is prepared upstream of the security module. In such realisations, the data stream is encrypted at the point of transmission by a first encryption key and decrypted by the decoder by an equivalent of this key.

10 In a preferred embodiment, the data stream is encrypted at the point of transmission by a first encryption key dependant on a variable known to both the transmitter and the decoder and decrypted by the decoder by an equivalent of this key and variable.

For example, the data stream may be encrypted at the point of transmission by a first  
15 encryption key dependant on the real time and/or date of transmission. In such a case, the encrypted data stream will only function at the time of transmission of the broadcast and cannot be fed into the descrambler of a decoder after the broadcast has been recorded since the decryption key of the decoder (or rather its associated variable) will now have changed.

20 As will be appreciated, whilst this realisation is less secure than the embodiments of first realisation discussed above, it possesses the advantage that no changes to the hardware of existing security modules are necessary. Furthermore, the modifications to the decoder and transmitter needed to implement the invention can be implemented  
25 in software, e.g. in the case of the decoder by the downloading of transmitted data.

In this second type of realisation, the encrypted data stream can be further encrypted by an exploitation key at the point of transmission, decrypted by an equivalent exploitation key in the security module and then passed in its first encrypted form to  
30 the decoder.

As described in all the above embodiments, the data stream passed in encrypted form



between the security module and decoder may comprise audiovisual data. In such an embodiment, after decryption of the data stream, the decoder will simply display the audio visual data.

- 5      However, in an alternative embodiment, the data stream passed in encrypted form between the security module and decoder may comprise a control word stream, the decrypted control word stream being used thereafter by the decoder to descramble associated scrambled audiovisual data.
- 10     In such an embodiment, the " scrambling " and " descrambling " of the control word data stream as described above corresponds to the encryption and decryption of ECM messages using an exploitation key, as in conventional systems.

- 15     In order to increase the security of the system, any or all of the above described embodiments may implemented in combination with each other.

The present invention is particularly applicable to the transmission of a television broadcast. The present invention also extends to a decoder and security module adapted for a method of transmission as described above.

- 20     The term "portable security module" is used to mean any conventional chip-based portable card type devices possessing, for example, microprocessor and/or memory storage. This may include smart cards, PCMCIA cards, SIM cards etc. Included in this term are chip devices having alternative physical forms, for example key-shaped
- 25     devices such as are often used in TV decoder systems.

- The terms " scrambled " and " encrypted " and " control word " and " key " have been used here in a number of ways for the purpose of clarity of language. However, it will be understood that no fundamental distinction is to be made between
- 30     " scrambled data " and " encrypted data " or between a " control word " and a " key ".

Similarly, whilst the description refers to “ receiver/decoders ” and “ decoders ” it will be understood that the present invention applies equally to embodiments having a receiver integrated with the decoder as to a decoder unit functioning in combination with a physically separate receiver, decoder units incorporating other functionalities, and decoder units integrated with other devices, such as televisions, recording devices etc.

A number of embodiments of the invention will now be described by way of example only and in relation to the attached figures, in which:

10

Figure 1 shows the overall architecture of a known digital television system, as may be adapted by the present invention;

Figure 2 shows the conditional access system of the television system of Figure 1;

15

Figure 3 shows a first embodiment of the invention;

Figure 4 shows a second embodiment of the invention; and

20

Figure 5 shows a third embodiment of the invention.

### Digital Television System

An overview of a digital television broadcast and reception system 1000 adaptable to the present invention is shown in Figure 1. The system includes a mostly conventional digital television system 2000, which uses the known MPEG-2 compression system to transmit compressed digital signals. In more detail, the MPEG-2 compressor 2002 in a broadcast centre receives a digital signal stream (typically a stream of video signals). The compressor 2002 is connected to a multiplexer and scrambler 2004 by linkage 2006. The multiplexer 2004 receives a plurality of further input signals, assembles one or more transport streams and transmits compressed digital signals to a transmitter 2008 of the broadcast centre via linkage 2010, which can of course take

-9-

a wide variety of forms including telecom links. The transmitter 2008 transmits electromagnetic signals via uplink 2012 towards a satellite transponder 2014, where they are electronically processed and broadcast via notional downlink 2016 to earth receiver 2018, conventionally in the form of a dish owned or rented by the end user.

5 The signals received by receiver 2018 are transmitted to an integrated receiver/decoder 2020 owned or rented by the end user and connected to the end user's television 2022. The receiver/decoder 2020 decodes the compressed MPEG-2 signal into a television signal for the television set 2022.

10 A conditional access system 3000 is connected to the multiplexer 2004 and the receiver/decoder 2020, and is located partly in the broadcast centre and partly in the decoder. It enables the end user to access digital television broadcasts from one or more broadcast suppliers. A smart card, capable of decrypting messages relating to commercial offers (that is, on or several television programmes sold by the broadcast  
15 supplier), can be inserted into the receiver/decoder 2020. Using the decoder 2020 and smart card, the end user may purchase events in either a subscription mode or a pay-per-view-mode.

An interactive system 4000, also connected to the multiplexer 2004 and the  
20 receiver/decoder 2020 and again located partly in the broadcast and partly in the decoder, enables the end user to interact with various applications via a modemmed back channel 4002.

#### Conditional Access System

25 With reference to Figure 2, the conditional access system 3000 includes a Subscriber Authorization System (SAS) 3002. The SAS 3002 is connected to one or more Subscriber Management Systems (SMS) 3004, one SMS for each broadcast supplier, by a respective TCP-IP link 3006 (although other types of linkage could alternatively  
30 be used). Alternatively, one SMS could be shared between two broadcast suppliers, or one supplier could use two SMSs, and so on.

-10-

First encrypting units in the form of ciphering units 3008 utilising "mother" smart cards 3010 are connected to the SAS by linkage 3012. Second encrypting units again in the form of ciphering units 3014 utilising mother smart cards 3016 are connected to the mutliplexer 2004 by linkage 3018. The receiver/decoder 2020 receives a  
5 "daughter" smart card 3020. It is connected directly to the SAS 3002 by Communications Servers 3022 via the modammed back channel 4002. The SAS sends amongst other things subscription rights to the daughter smart card on request.

The smart cards contain the secrets of one or more commercial operators. The  
10 "mother" smart card encrypts different kinds of messages and the "daughter" smart cards decrypt the messages, if they have the rights to do so.

The first and second ciphering units 3008 and 3014 comprise a rack, an electronic VME card with software stored on an EEPROM, up to 20 electronic cards and one  
15 smart card 3010 and 3016 respectively, for each electronic card, one (card 3016) for encrypting the ECMs and one (card 3010) for encrypting the EMMS.

#### Multiplexer and Scrambler

20 With reference to Figures 1 and 2, in the broadcast centre, the digital video signal is first compressed (or bit rate reduced), using the MPEG-2 compressor 2002. This compressed signal is then transmitted to the multiplexer and scrambler 2004 via the linkage 2006 in order to be multiplexed with other data, such as other compressed data.

25

The scrambler generates a control word CW used in the scrambling process and included in the MPEG-2 stream in the multiplexer 2004. The control word CW is generated internally and enables the end user's integrated receiver/decoder 2020 to descramble the programme. Access criteria, indicating how the programme is  
30 commercialised, are also added to the MPEG-2 stream. The programme may be commercialised in either one of a number of "subscription" modes and/or one of a number of "Pay Per View" (PPV) modes or events. In the subscription mode, the

end user subscribes to one or more commercial offers, of “ bouquets ”, thus getting the rights to watch every channel inside those bouquets. In the preferred embodiment, up to 960 commercial offers may be selected from a bouquet of channels. In the Pay Per View mode, the end user is provided with the capability to purchase events as he wishes. This can be achieved by either pre-booking the event in advance (“ pre-book mode ”), or by purchasing the event as soon as it is broadcast (“ impulse mode ”).

Both the control word CW and the access criteria are used to build an Entitlement Control Message (ECM); this is a message sent in relation with one scrambled program. The message contains a control word (which allows for the descrambling of the program) and the access criteria of the broadcast program. The access criteria and control word are transmitted to the second encrypting unit 3014 via the linkage 3018. In this unit an ECM is generated, encrypted with an exploitation key Cex and transmitted on to the multiplexer and scrambler 2004.

15

#### Programme Transmission

The multiplexer 2004 receives electrical signals comprising encrypted EMMs from the SAS 3002, encrypted ECMs from the second encrypting unit 3014 and compressed programmes from the compressor 2002. The multiplexer 2004 scrambles the programmes and transmits the scrambled programmes, the encrypted EMM (if present) and the encrypted ECMs as electric signals to a transmitter 2008 of the broadcast centre via linkage 2010. The transmitter 2008 transmits electromagnetic signals towards the satellite transponder 2014 via uplink 2012.

25

#### Programme Reception

The satellite transponder 2014 receives and processes the electromagnetic signals transmitted by the transmitter 2008 and transmits the signals on to the earth receiver 2018, conventionally in the form of a dish owned or rented by the end user, via downlink 2016. The signals received by receiver 2018 are transmitted to the integrated receiver/decoder 2020 owned or rented by the end user and connected to the end

30

-12-

user's television set 2022. The receiver/decoder 2020 demultiplexes the signals to obtain scrambled programmes with encrypted EMMs and encrypted ECMs.

5 If the programme is not scrambled the receiver/decoder 2020 decompresses the data and transforms the signal into a video signal for transmission to television set 2022.

If the programme is scrambled, the receiver/decoder 2020 extracts the corresponding ECM from the MPEG-2 stream and passes the ECM to the "daughter" smart card 3020 of the end user. This slots into a housing in the receiver/decoder 2020. The  
10 daughter smart card 3020 controls whether the end user has the right to decrypt the ECM and to access the programme. If not, a negative status is passed to the receiver/decoder 2020 to indicate that the programme cannot be descrambled. If the end user does have the rights, the ECM is decrypted and the control word extracted. The decoder 2020 can then descramble the programme using this control word. The  
15 MPEG-2 stream is decompressed and translated into a video signal onward transmission to television set 2022.

#### Subscriber Management System (SMS)

20 A Subscriber Management System (SMS) 3004 includes a database 3024 which manages, amongst others, all of the end user files, commercial offers (such as tariffs and promotions), subscriptions, PPV details, and data regarding end user consumption and authorization. The SMS may be physically remote from the SAS

25 Each SMS 3004 transmits messages to the SAS 3002 via respective linkage 3006 to enable modifications to or creations of Entitlement Management Messages (EMMs) to be transmitted to end users.

The SMS 3004 also transmits messages to the SAS 3002 which imply no  
30 modifications or creations of EMMs but imply only a change in an end user's state (relating to the authorization granted to the end user when ordering products or to the amount that the end user will be charged).

Entitlement Management Messages and Entitlement Control Messages

ECMs or Entitlement Control Messages are encrypted messages embedded in the data stream of a transmitted program and which contain the control word necessary for descrambling of a program. Authorisation of a given receiver/decoder is controlled by EMMs or Entitlement Management Messages, transmitted on a less frequent basis and which supply an authorised receiver/decoder with the exploitation key necessary to decode the ECM.

10 An EMM is a message dedicated to an individual end user (subscriber), or a group of end users. A group may contain a given number of end users. This organisation as a group aims at optimising the bandwidth; that is, access to one group can permit the reaching of a great number of end users.

15 Various specific types of EMM may be used. Individual EMMs are dedicated to individual subscribers, and are typically used in the provision of Pay Per View services. So-called " Group " subscription EMMs are dedicated to groups of, say, 256 individual users, and are typically used in the administration of some subscription services. This EMM has a group identifier and a subscribers' group bitmap

20

For security reasons, the control word CW embedded in an encrypted ECM changes on average every 10 seconds or so. In contrast, the exploitation key Cex used by the receiver to decode the ECM is changed every month or so by means of an EMM. The exploitation key Cex is encrypted using a personalised key corresponding to the identity of the subscriber or group of subscribers recorded on the smart card. If the subscriber is one of those chosen to receive an updated exploitation key Cex, the card will decrypt the message using its personalised key to obtain that month's exploitation key Cex.

25  
30 The operation of EMMs and ECMs will be well-known to one skilled in the art and will not be described here in any more detail.

Encryption of Data Stream by Smart Card

Referring now to Figures 3 and 4, a number of embodiments of a first realisation of the present invention will now be described. As shown in Figure 3, a scrambled  
5 audiovisual data stream is received by the receiver/decoder 3020 and passed to the portable security module 3020 where it is descrambled at 3030 using the exploitation key Cex possessed by the card to generate the decrypted control word CW and thereafter descramble the transmission. As will be understood, in this invention, the descrambling of a transmission is carried out entirely on the portable security module,  
10 which may comprise a smart card, a PCMCIA card etc.

Before being passed back to the decoder, the data stream is re-encrypted according to a first encryption key Kf at 3031. The operation of the key Kf is dependant on a decoder identity value N associated with the identity of the decoder, for example its  
15 serial number. This value N is communicated to the card by means of an encrypted EMM, transmitted at the initialisation of the decoder/card system and passed by the decoder 2020 to the card 3020 for decryption at the point 3032.

As with all EMM messages, the EMM containing the identity value N is encrypted  
20 by means of a personalisation key corresponding to a key held by the card and known by the transmitter of the message, which enables that card or group of cards to decode the encrypted EMM.

In an alternative embodiment, the initialising EMM can be pre-stocked in the memory  
25 of the decoder and sent to the card upon the first insertion of the card, or each time the decoder is turned on. In the latter case the card will be programmed to accept the initialising EMM only the first time that it receives it. Again, as with the transmitted EMM, the personalisation key associated with the card will be used to encrypt and decrypt the transmitted value.

30

Turning now to the decoder 2020, this is also provided with a key Kf and, of course, its identity or serial number N. The key Kf and number N may be stocked, for



-15-

example, in the ROM of the decoder. Using the key Kf and identity value N, the decoder decrypts the descrambled data stream. In practice the identity value need not be fixed, and it would be a simple matter to reprogram the identity value N stored within the card and decoder if this proved necessary.

5

In this embodiment, the key Kf can most simply be created using any known symmetric key algorithm for generating a key capable of being diversified by a given value (such as the identity value N in the above example). A public/private key pairing is also conceivable, the public key being associated with the decoder, the private key with the smart card. As in conventional systems, the exploitation key and personalisation key may be generated by a symmetric algorithm.

10

As will be understood, the data stream is only transmitted between the card and decoder in an encrypted or scrambled form, thereby reducing the risk of the type of fraud described in the introduction of the application. Furthermore, in this embodiment, all communications between the card and decoder are in fact encrypted, thereby increasing the security of the system.

15

In the above embodiment, the data stream decrypted at 3030 and re-encrypted at 3031 corresponds to a stream of audiovisual data. In an alternative embodiment, the data stream may correspond to a stream of control word data, decryption of ECMs being carried out at 3030 to generate a control word stream re-encrypted at 3031 and communicated to the decoder. The decrypted control word stream produced at 3033 by the decoder is thereafter used by the decoder to descramble scrambled audiovisual data transmitted and associated with the control word stream.

20

25

The advantage of such an embodiment is that the circuitry necessary to process and descramble the flow of audiovisual data is embodied within the decoder, rather than in the security module, which handles only the decryption and re-encryption of the control word stream.

30

One drawback of the system of Figure 3 lies in the fact that, although not trivial, the

extraction of the key  $K_f$  and identity value  $N$  from the ROM of the decoder may be carried out without too much difficulty. The embodiment of Figure 4 overcomes this weakness.

- 5 As shown, a random or pseudo-random number  $RN$  is generated within the decoder at 3040 and passed for subsequent encryption at 3041 by a public key  $K_{pub}$  of a suitable public/private key algorithm, such as RSA. The corresponding private key  $K_{pri}$  is held by the smart card. The encrypted random number  $p(RN)$  is then passed to the smart card which uses the private key  $K_{pri}$  to decrypt at 3042 the encrypted  
10 random number value  $p(RN)$ .

- As with the identity value  $N$  in the previous embodiment, the value  $RN$  is used at 3031 in the encryption by a symmetric key  $K_f$  of the descrambled data stream so as to obtain an encrypted data stream then passed from the card to the decoder. The  
15 communication of the original scrambled data stream from the decoder to the smart card has been omitted here in order to simplify the diagram.

- On the side of the decoder, the encrypted value data stream is decrypted at 3033 using the symmetric key  $K_f$  and the random number value  $RN$ . Unlike the identity value  
20  $N$  of the previous embodiment, the random number  $RN$  can be a frequently changing value stored in the RAM of the decoder and, as such, relatively difficult to identify. The public key  $K_{pub}$  and symmetric key values are stored in a more permanent fashion in the device and, as such, are less secure. However, even in the event that an unauthorised user manages to obtain these keys, and the encrypted value  $p(RN)$ ,  
25 it will not be possible to generate the  $RN$  value needed to decrypt the data stream from this information because of the nature of private/public key algorithms and the security of the control word will remain uncompromised.

- The same public/private key pair can be used for a series of decoders and cards.  
30 However, the level of security will be increased through the use of a unique public/private key pair associated with that smart card.

As shown, the values of Kpub and Kpri are generated by the system operator shown at 3050 and embedded in the smart card 3020. The value of Kpub will then be communicated to the decoder at the moment of insertion of the smart card in the decoder. Since the public key Kpub will be used to encrypt the random number RN  
5 it is used important for the decoder to verify the origin of this key, for example to prevent the decoder communicating information in response to the reception of a public key belonging to a fraudulent user.

To this end, the public key Kpub is encrypted by a private key KeyG unique to the  
10 operator and shown at 3051, the certificate containing Kpub thereafter being communicated to and stored in the smart card 3020 at 3052. At the moment of insertion of the card in the decoder, the certificate is decrypted and authenticated by the decoder at 3053 using the equivalent public key KeyG stored at 3054. The value of Kpub thus obtained will thereafter be used for the subsequent encryption steps.

15 Whilst the data stream described at 3030 and re-encrypted at 3031 has been described in relation to audiovisual data, this may equally correspond to a stream of control word data. As before, in such an embodiment, ECMs containing the control word are decrypted at 3030 and re-encrypted at 3031 for transmission to the decoder. The  
20 decrypted control word data obtained at 3033 is then used by the decoder to descramble an associated audiovisual data stream.

#### Encryption of Data Stream at Transmitter

25 The above embodiments relate to a first type of realisation of the invention in which the encryption of the data stream communicated from the card to the decoder is carried out by the smart card itself. In the following embodiment, an alternative realisation will be described with reference to Figure 5 in which the encryption is carried out further upstream, at the transmitter. As will become clear, this is in  
30 addition to the conventional encryption or scrambling of the data stream.

Figure 5 represents the flow of information in this embodiment between the

transmitter 2008, smart card 3020 and decoder 2020. As will be appreciated, whilst this figure shows the information being transmitted directly between transmitter and smart card in order to simplify the explanation, any signals received by the smart card will have of course been received and communicated to the card via the receiver/decoder unit. Similarly, whilst the transmitter has been represented as a single functional block in this case, the encryption of the transmitted message may be carried out by separate elements of the system, as described in relation to Figures 1 and 2.

10 In this embodiment, the audiovisual data stream is encrypted at 3050 by an encryption key  $K_t$ , the exact value of which is dependant on a universal variable  $t$  known to all elements of the system, for example, the real time and/or date of transmission. The encrypted data  $f(\text{DATA})$  is then scrambled as in conventional systems at 3051 by a control word and the resulting encrypted and scrambled data transmitted and  
15 communicated to the security module 3020 within the decoder 2020. The scrambled data is then descrambled at 3020 by the security module.

Unlike existing systems, the data will still be in an encrypted form  $f(\text{DATA})$  and will be passed in this form to the decoder 2020 for decryption at the point 3052. The  
20 decoder 2020 also possesses an equivalent of the key  $K_t$  and, if universally available information such as time and/or date is used, will also be in possession of the value  $t$ . The data may then be decrypted and processed by decoder.

By using a changing universal variant, the system avoids the problem that any  
25 recording of the encrypted control stream  $f(\text{CW})$  obtained by monitoring the card/decoder communications could be used by unauthorised users in the future, since the control stream usable at the moment of transmission will not be usable by a decoder at a future time/date. In contrast, the fact that a universal variable is chosen means that no explicit communication of this variable between the transmitter/decoder  
30 is necessary.

In the above described embodiment, the security module 3020 carries out on-board

descrambling of the encrypted and scrambled data, using an exploitation key to decrypt a stream of ECM data (not shown) so as to obtain control word data needed for the first descrambling step.

- 5 In an alternative embodiment, the steps shown in Figure 5 may be carried out on the control word data itself, by encrypting at 3051 the once-encrypted control word data using an exploitation key Cex, carrying out a first decryption on the card 3020 using the equivalent exploitation key and thereafter carrying out a second decryption at 3052 using the value t to obtain control word data in clear form. This may then be used
- 10 to descramble associated scrambled audiovisual data received by the decoder.

Whilst less secure than the previous embodiments, this type of system has the advantage that it may be simply implemented in existing systems without any need, for example, to generate new smart cards and the modifications needed to the decoder

15 and transmitter units may be introduced by reprogramming.

As will be understood, all of the embodiments described with reference to Figures 3 to 5 may be implemented separately or in any combination to increase the level of security, if required.

CLAIMS

1. A method of transmission and reception of a scrambled data stream in which the  
5 scrambled data stream is transmitted to a decoder and thereafter passed to and  
descrambled by a portable security module inserted in the decoder and characterised  
in that the data stream is passed from the security module to the decoder in an  
encrypted form, to be decrypted and subsequently used by the decoder.
- 10 2. A method as claimed in claim 1, in which the data stream is encrypted in the  
security module by a first encryption key before being passed back to the decoder for  
decryption using an equivalent of the first key.
3. A method as claimed in claim 2 in which the data stream is encrypted in the  
15 security module by a first encryption key variable in dependence on a decoder identity  
value, the decoder possessing an equivalent of the key and value necessary to decrypt  
the data stream.
4. A method as claimed in claim 3 in which the decoder identity value is encrypted  
20 by a personalised key known to the security module and transmitter, the decoder  
identity value being transmitted in an encrypted form to the decoder for  
communication to the security module.
5. A method as claimed in 3 in which the decoder identity value is encrypted by a  
25 personalised key known to the security module, the encrypted decoder identity value  
being stored in the decoder during manufacture for communication to the security  
module upon insertion of the security module in the decoder.
6. A method as claimed in claim 2 in which the data stream is encrypted in the  
30 security module by a first encryption key dependant on a random or pseudo-random  
number.

7. A method as claimed in claim 6, in which the random number is communicated between the decoder and security module encrypted by a second encryption key.
8. A method as claimed in claim 7, in which the random number is generated and encrypted by the second encryption key in the security module and communicated to the decoder for decryption by an equivalent of the second key stored in the decoder.
9. A method as claimed in claim 7 in which the random number is generated and encrypted by the second encryption key at the decoder and communicated to the security module for decryption by an equivalent of the second key stored in the security module.
10. A method as claimed in claim 9 in which the second key used to encrypt the random number in the decoder corresponds to a public key, the security module being provided with the equivalent private key necessary to decrypt the random number value.
11. A method as claimed in claim 9 or 10 in which at least the second key held by the security module is unique to that security module.
12. A method as claimed in any of claims 7 to 11, in which the second key held by the decoder is encrypted by a third key before communication to the decoder, the decoder possessing the corresponding third key so as to hereby decrypt and verify the second decoder key.
13. A method as claimed in claim 12, in which the third key used to encrypt the second decoder key is a private key, the decoder possessing the equivalent public key to decrypt and verify the communicated second key.
14. A method as claimed in claim 1 in which the data stream is encrypted at the point of transmission by a first encryption key and decrypted by the decoder by an equivalent of this key.

15. A method as claimed in claim 14 in which the data stream is encrypted at the point of transmission by a first encryption key dependant on a variable known to both the transmitter and the decoder and decrypted at the decoder by an equivalent of this key and variable.

5

16. A method as claimed in claim 15 in which the variable corresponds to the real time and/or date of transmission.

10

17. A method as claimed in any of claims 14 to 16 in which the first encrypted data stream is further scrambled at the point of transmission, descrambled in the security module and then passed in its first encrypted form to the decoder.

15

18. A method of transmission and reception of scrambled data combining a method of encryption of the data stream in the card as claimed in any of claims 2 to 13, separately or in combination, together with a method of encryption of the control word at the point of transmission, as claimed in any of claims 14 to 17.

20

19. A method as claimed in any of claims 1 to 18 in which the data stream passed in encrypted form between the security module and decoder comprises audiovisual data.

25

20. A method as claimed in any of claims 1 to 18 in which the data stream passed in encrypted form between the security module and decoder comprises a control word stream, the control word stream once decrypted by the decoder being thereafter used by the decoder to descramble associated scrambled audiovisual data.

30

21. A method as claimed in any preceding claim in which the scrambled data stream is transmitted as part of a television broadcast.

22. A decoder and portable security module adapted for use in a method as claimed in any preceding claim.



23. A method of transmission and reception of a scrambled data stream substantially as herein described.

Fig.1.

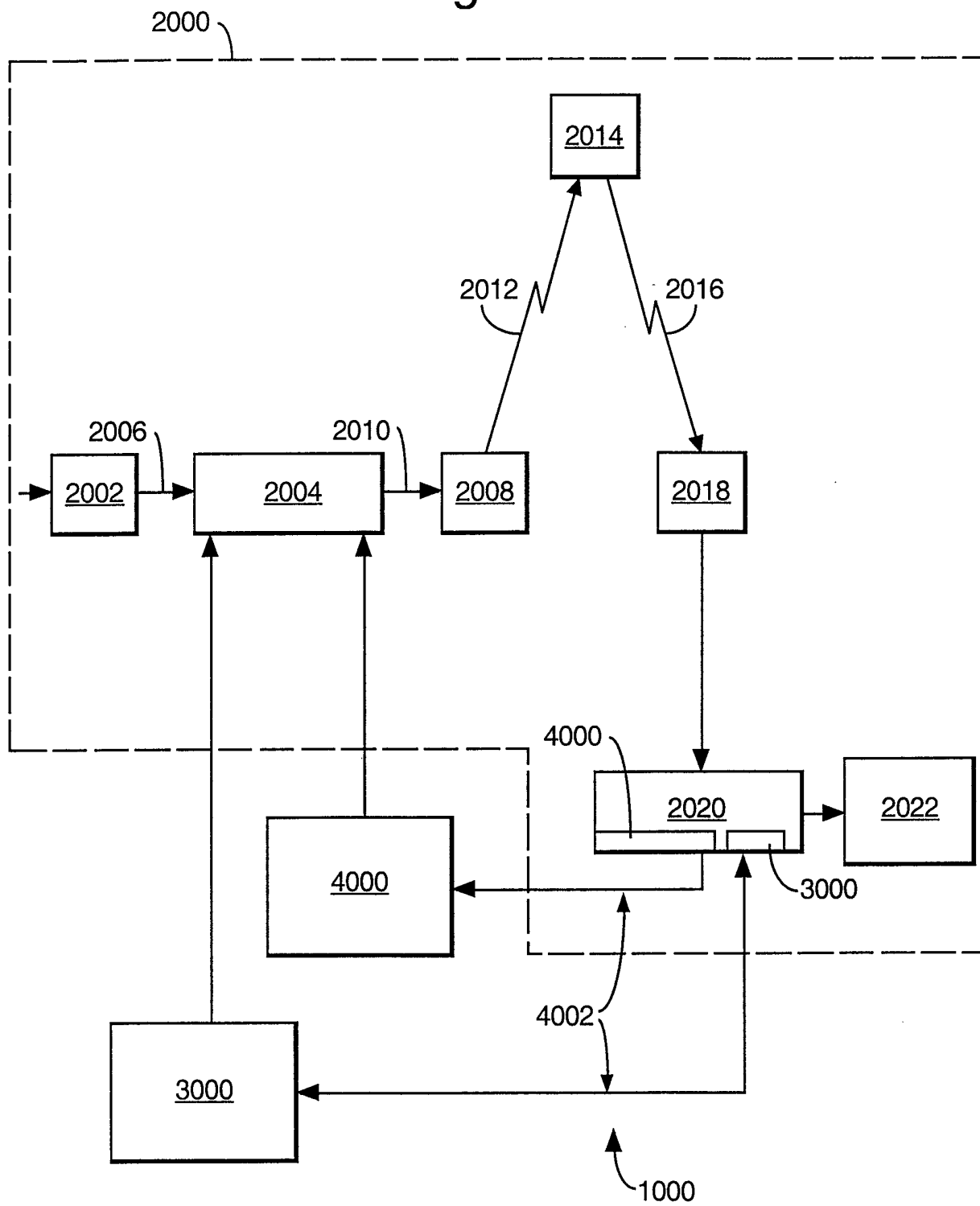


Fig.2.

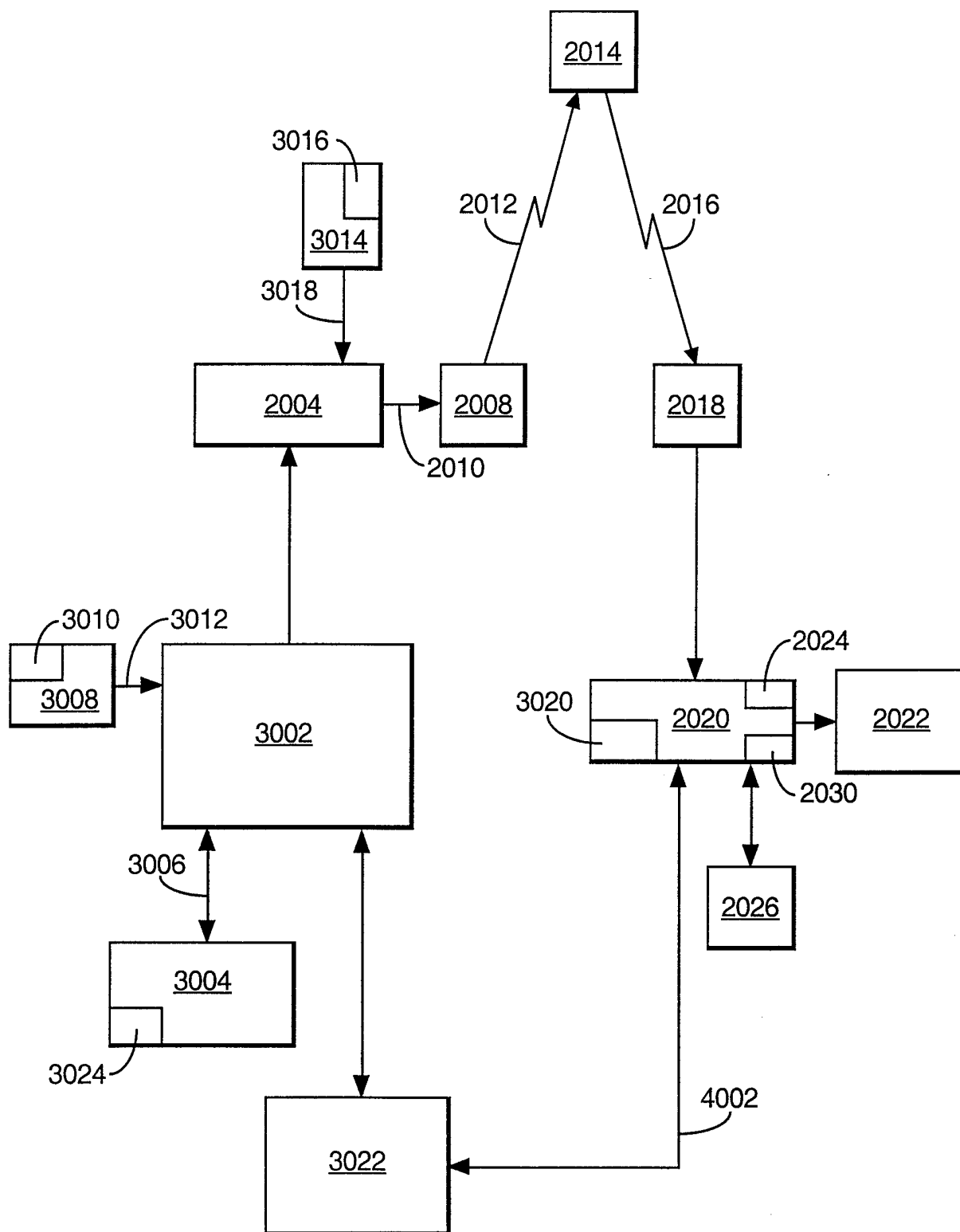


Fig.3.

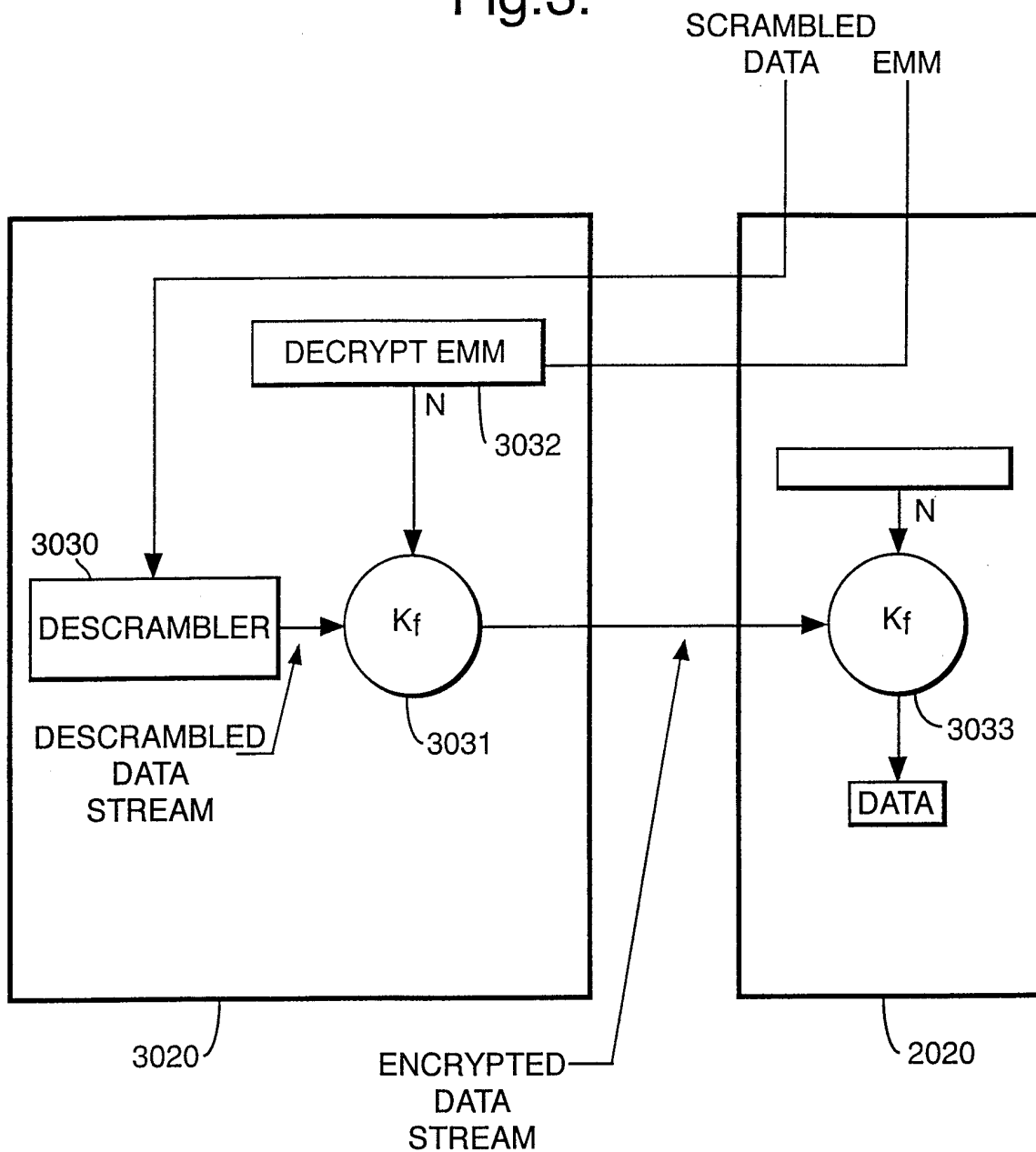


Fig.4

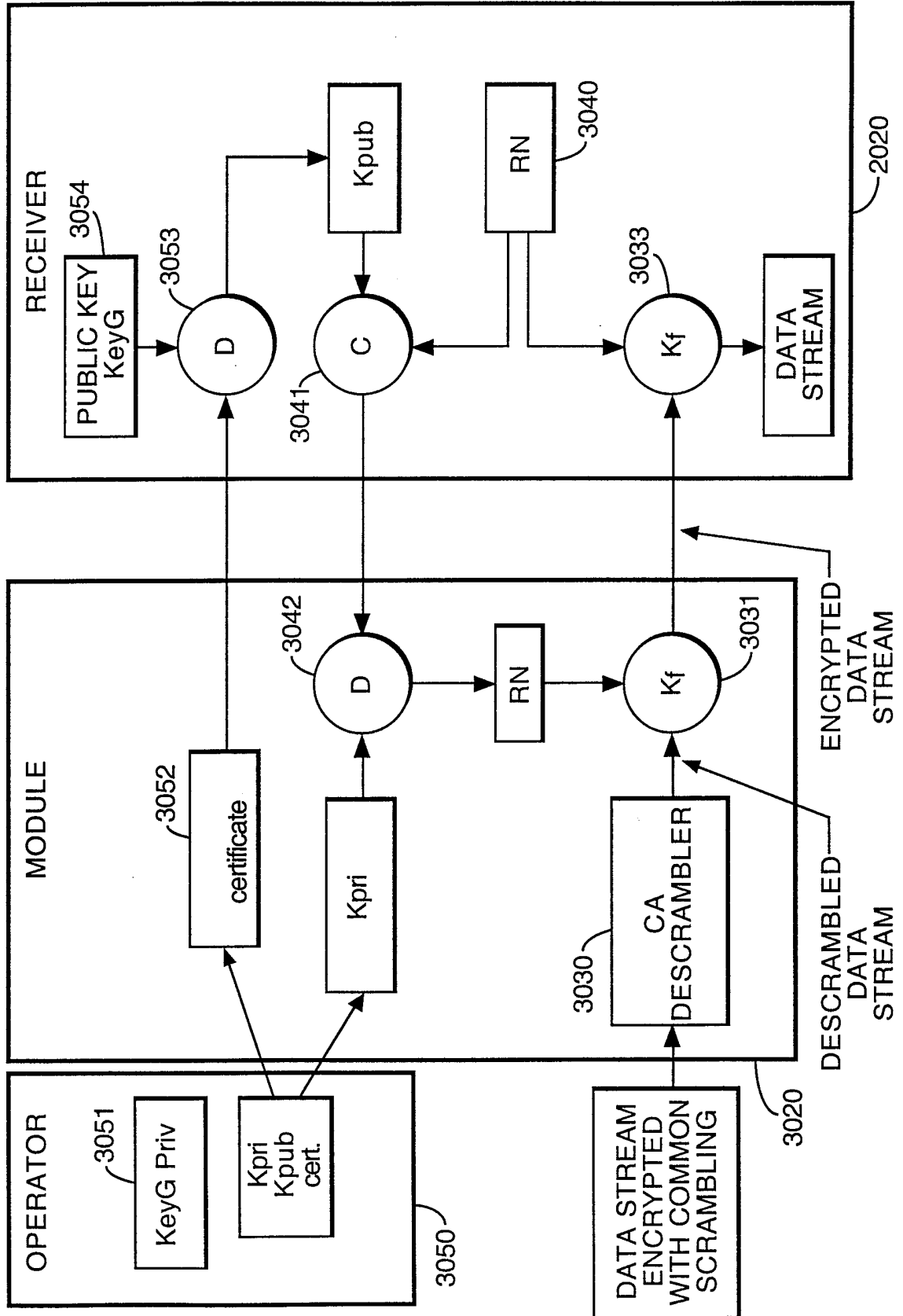
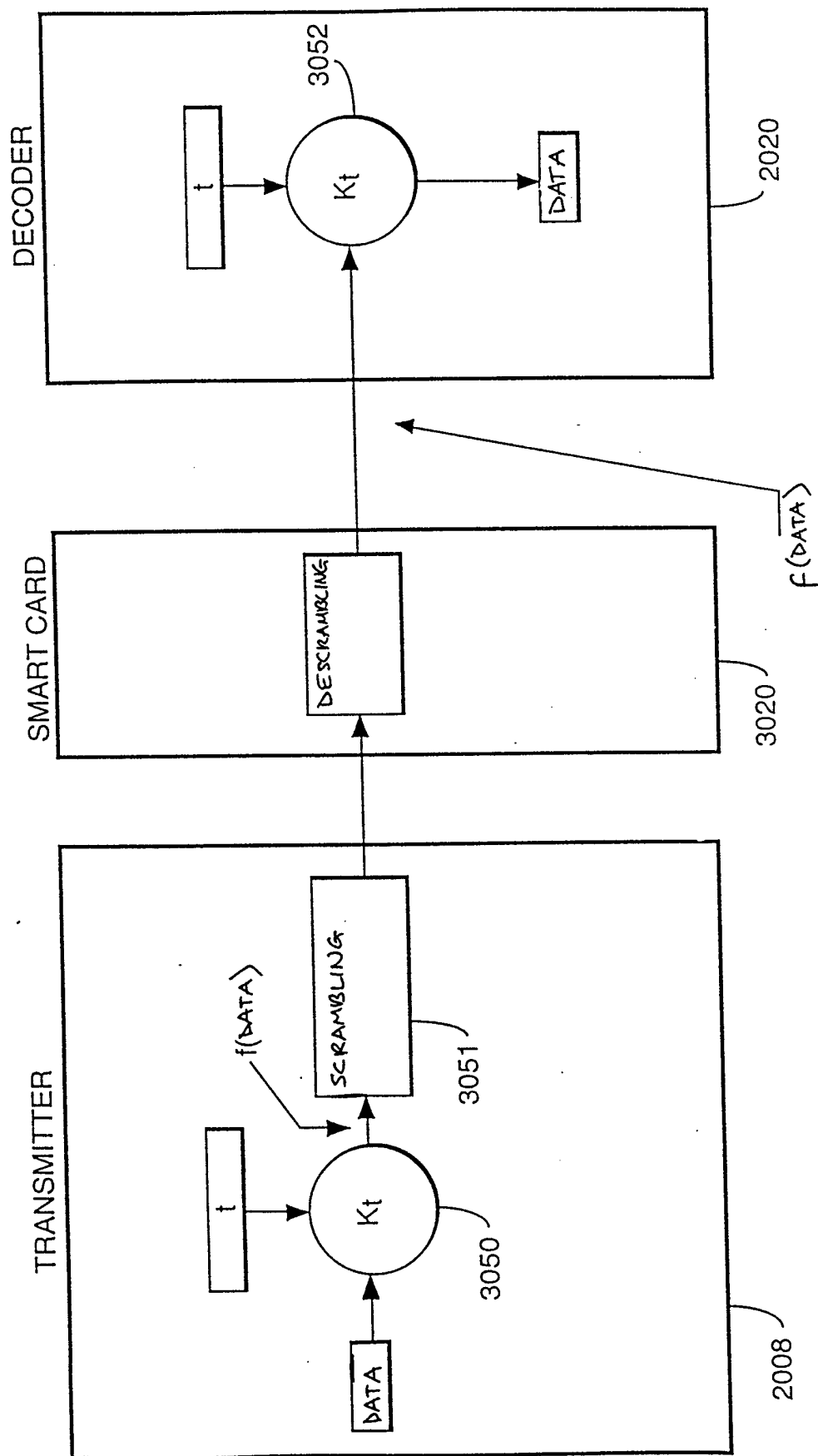


Fig.5.



# INTERNATIONAL SEARCH REPORT

International Application No

PCT/IB 98/01610

**A. CLASSIFICATION OF SUBJECT MATTER**  
IPC 6 H04N7/16 H04N7/167

According to International Patent Classification (IPC) or to both national classification and IPC

**B. FIELDS SEARCHED**

Minimum documentation searched (classification system followed by classification symbols)

IPC 6 H04N

Documentation searched other than minimum documentation to the extent that such documents are included in the fields searched

Electronic data base consulted during the international search (name of data base and, where practical, search terms used)

**C. DOCUMENTS CONSIDERED TO BE RELEVANT**

Category °	Citation of document, with indication, where appropriate, of the relevant passages	Relevant to claim No.
A	WO 96 06504 A (THOMSON CONSUMER ELECTRONICS ;CHANEY JOHN WILLIAM (US)) 29 February 1996 see page 3, line 25 - page 4, line 13 see page 15, line 17 - page 17, line 6 see figures 1,4 ----	1,2, 14-18, 20,23
A	EP 0 599 366 A (SCHLUMBERGER IND SA) 1 June 1994 see page 2, column 2, line 19 - page 3, column 3, line 19 see figure 1 -----	1,2,20, 23

☐ Further documents are listed in the continuation of box C.

☒ Patent family members are listed in annex.

° Special categories of cited documents :

"A" document defining the general state of the art which is not considered to be of particular relevance

"E" earlier document but published on or after the international filing date

"L" document which may throw doubts on priority claim(s) or which is cited to establish the publication date of another citation or other special reason (as specified)

"O" document referring to an oral disclosure, use, exhibition or other means

"P" document published prior to the international filing date but later than the priority date claimed

"T" later document published after the international filing date or priority date and not in conflict with the application but cited to understand the principle or theory underlying the invention

"X" document of particular relevance; the claimed invention cannot be considered novel or cannot be considered to involve an inventive step when the document is taken alone

"Y" document of particular relevance; the claimed invention cannot be considered to involve an inventive step when the document is combined with one or more other such documents, such combination being obvious to a person skilled in the art.

"&" document member of the same patent family

Date of the actual completion of the international search

23 November 1998

Date of mailing of the international search report

04/12/1998

Name and mailing address of the ISA

European Patent Office, P.B. 5818 Patentlaan 2  
NL - 2280 HV Rijswijk  
Tel. (+31-70) 340-2040, Tx. 31 651 epo nl,  
Fax: (+31-70) 340-3016

Authorized officer

Verleye, J

# INTERNATIONAL SEARCH REPORT

Information on patent family members

International Application No

PCT/IB 98/01610

Patent document cited in search report	Publication date	Patent family member(s)	Publication date
WO 9606504 A	29-02-1996	AU 3238595 A	22-03-1996
		AU 3239495 A	14-03-1996
		BR 9508621 A	30-09-1997
		BR 9508622 A	19-05-1998
		CA 2196406 A	07-03-1996
		CA 2196407 A	29-02-1996
		CN 1158202 A	27-08-1997
		CN 1158203 A	27-08-1997
		EP 0878088 A	18-11-1998
		EP 0782807 A	09-07-1997
		FI 970677 A	18-02-1997
		JP 10506507 T	23-06-1998
		JP 10505720 T	02-06-1998
		PL 318647 A	07-07-1997
		WO 9607267 A	07-03-1996
EP 0599366 A	01-06-1994	FR 2698510 A	27-05-1994
		AT 166761 T	15-06-1998
		DE 69318805 D	02-07-1998
		JP 6350594 A	22-12-1994
		US 5509073 A	16-04-1996