# United States Patent [19]

**Joss et al.**

[11] **Des. 250,756**

[45] ** **Jan. 9, 1979**


[54] **WEIGHING SCALE**


[75] Inventors: **Michael S. Joss**, Skokie; **John Zaruba**, Chicago, both of Ill.

[73] Assignee: **The Brearley Company**, Rockford, Ill.



[**] Term: **14 Years**

[21] Appl. No.: **757,946**

[22] Filed: **Jan. 10, 1977**

[51] **Int. Cl.** ..... **D10—04**
[52] **U.S. Cl.** ..... **D10/93**
[58] **Field of Search** ..... D10/87-94; 177/DIG. 3, 241, 246-247, 210 FP



[56] **References Cited**

U.S. PATENT DOCUMENTS

| | | | |
|---|---|---|---|
| D. 118,701 | 1/1940 | Heller | D10/93 |
| D. 228,413 | 9/1973 | Hutchinson | D10/93 |
| 2,216,421 | 10/1940 | Ruge | 177/241 |
| 4,072,201 | 2/1978 | Wiesler | 177/DIG. 3 |

OTHER PUBLICATIONS

*Home Furnishings Daily*-7/12/76-Sec. 1-p. 29-weighing scale.



*Primary Examiner*—Nelson C. Holtje
*Attorney, Agent, or Firm*—Vernon J. Pillote


[57] **CLAIM**

The ornamental design for a weighing scale, substantially as shown and described.

**DESCRIPTION**

FIG. 1 is a perspective view of the weighing scale showing our new design;
FIG. 2 is a front elevational view thereof;
FIG. 3 is a top plan view thereof;
FIG. 4 is a rear elevational view thereof; and
FIG. 5 is a right side elevational view, the left side being a mirror image thereof.

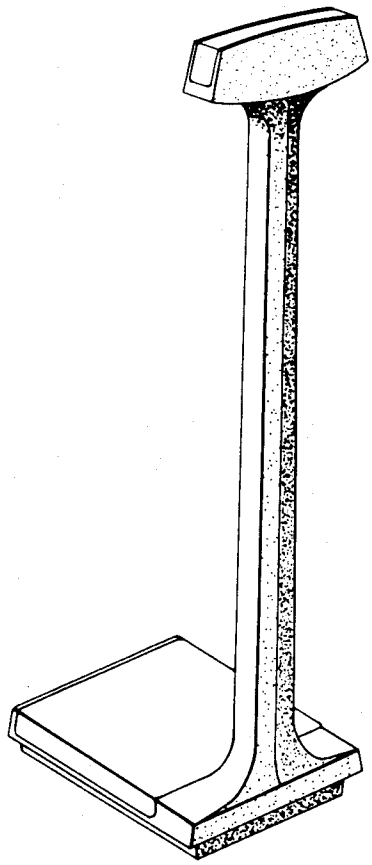

Fig. 1.



Fig. 2.

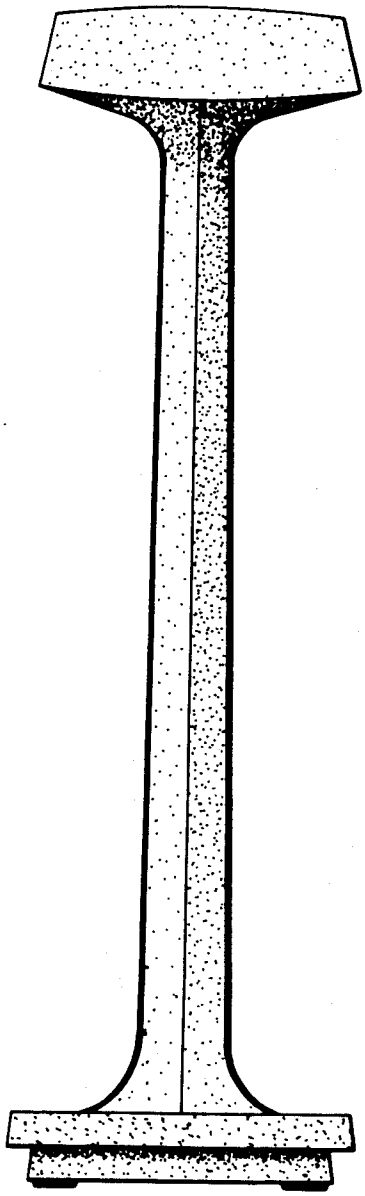

Fig. 3.



Fig. 5.

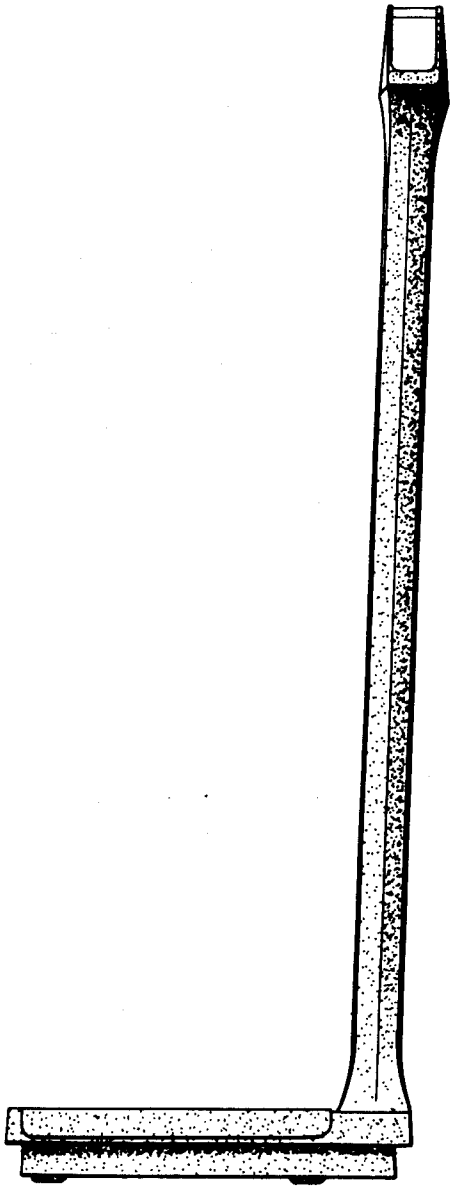

Fig. 4.

