

W. H. DRIPS.

Planes for Cutting Cigar-Lighters.

No. 142,216.

Patented August 26, 1873.

Fig. 1

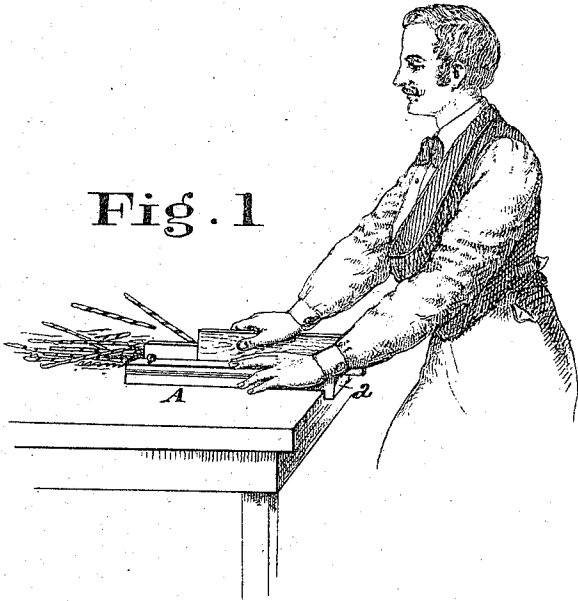


Fig. 2

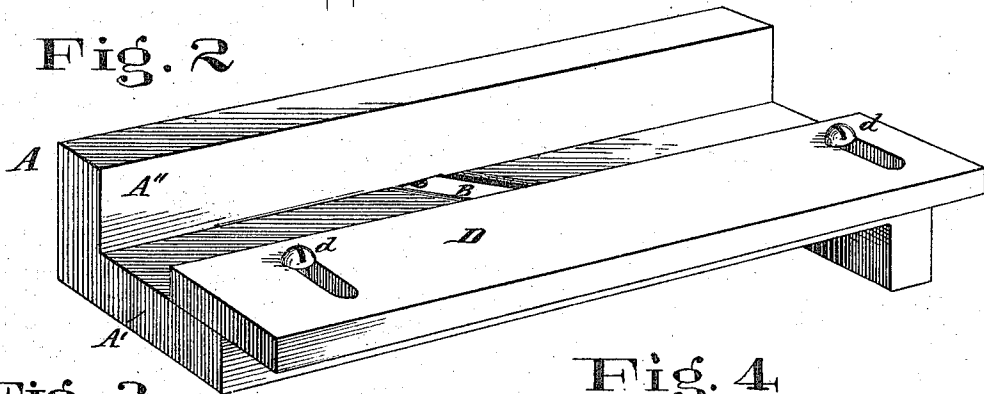


Fig. 3

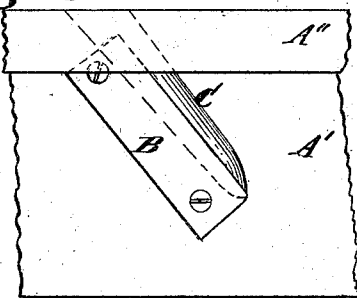
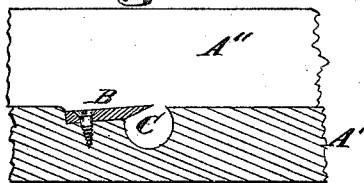


Fig. 4



Attest

Matthew Jones
John Jones

Inventor

Wm H. Drips
By F. Millward
Attorney

UNITED STATES PATENT OFFICE.

WILLIAM H. DRIPS, OF CINCINNATI, OHIO.

IMPROVEMENT IN PLANES FOR CUTTING CIGAR-LIGHTERS.

Specification forming part of Letters Patent No. 142,216, dated August 26, 1873; application filed June 24, 1873.

To all whom it may concern:

Be it known that I, WILLIAM H. DRIPS, of Cincinnati, Hamilton county, State of Ohio, have invented a certain new and useful Plane for Cutting Cigar-Lighters, of which the following is a specification:

My invention consists of a small frame, to be placed temporarily upon a table or on the counter of a saloon, cigar-shop, hotel, or other similar place where cigars are sold, the frame containing a fixed plane blade and gage, by means of which the attendant can, with but little labor, make a sufficient number of curled shavings, adapted for cigar-lighters, to form a sufficient stock for the day.

Figure 1 is a general view of my improved tool, showing the method of using my invention. Fig. 2 is a perspective view of the tool. Fig. 3 is a plan of the cutter-blade. Fig. 4 is a vertical section of a portion of the frame and cutter-blade.

A is a frame, formed of two-strips, A' A'', of wood, attached at right angles to each other, as shown. The horizontal strip, which rests upon the table or counter, has at one end a lip or flange, *a*, to engage the edge of the table and prevent it from slipping, said lip being preferably formed in one piece with the strip A'. A cutter-blade, B, of steel, is let obliquely

into the plate A', and secured permanently thereto at each end by screws. Below it is a circular recess, C, which receives the coiled shavings, and allows it to pass out upon the counter. The cutter B is not only let in obliquely in the direction of its length, but is also obliquely located in the direction of its width, so as to cause the shavings to curl anglewise by its obliquity lengthwise, and cause the knife to present a cutting-edge by its obliquity crosswise. A gage or shield, D, is attached to strip A' by screws *d*, the gage being slotted, as shown, to permit adjustment to suit different thicknesses of stuff to be cut. This shield prevents the operator's fingers from touching the knife in the act of pushing the stuff along, in the manner shown, to cut the lighters. The instrument may, however, be made and used without the adjustable gage.

I claim—

As a new article of manufacture, the tool for cutting cigar-lighters, substantially as described.

In testimony of which I hereunto set my hand.

WILLIAM H. DRIPS.

Witnesses:

FRANK MILLWARD,
J. L. WARTMANN.