

(19) World Intellectual Property
Organization
International Bureau



(43) International Publication Date
27 May 2004 (27.05.2004)

PCT

(10) International Publication Number
WO 2004/043824 A1

(51) International Patent Classification⁷: **B65D 81/32**,
51/28, 83/08

(21) International Application Number:
PCT/IL2003/000722

(22) International Filing Date:
2 September 2003 (02.09.2003)

(25) Filing Language: English

(26) Publication Language: English

(30) Priority Data:
152867 14 November 2002 (14.11.2002) IL

(81) Designated States (*national*): AE, AG, AL, AM, AT, AU, AZ, BA, BB, BG, BR, BY, BZ, CA, CH, CN, CO, CR, CU, CZ, DE, DK, DM, DZ, EC, EE, ES, FI, GB, GD, GE, GH, GM, HR, HU, ID, IL, IN, IS, JP, KE, KG, KP, KR, KZ, LC, LK, LR, LS, LT, LU, LV, MA, MD, MG, MK, MN, MW, MX, MZ, NI, NO, NZ, OM, PG, PH, PL, PT, RO, RU, SC, SD, SE, SG, SK, SL, SY, TJ, TM, TN, TR, TT, TZ, UA, UG, US, UZ, VC, VN, YU, ZA, ZM, ZW.

(84) Designated States (*regional*): ARIPO patent (GH, GM, KE, LS, MW, MZ, SD, SL, SZ, TZ, UG, ZM, ZW), Eurasian patent (AM, AZ, BY, KG, KZ, MD, RU, TJ, TM), European patent (AT, BE, BG, CH, CY, CZ, DE, DK, EE, ES, FI, FR, GB, GR, HU, IE, IT, LU, MC, NL, PT, RO, SE, SI, SK, TR), OAPI patent (BF, BJ, CF, CG, CI, CM, GA, GN, GQ, GW, ML, MR, NE, SN, TD, TG).

(71) Applicant and

(72) Inventor: DE-VRIES, Liat [IL/IL]; 61 Dolev Street,
38900 Caesarea (IL).

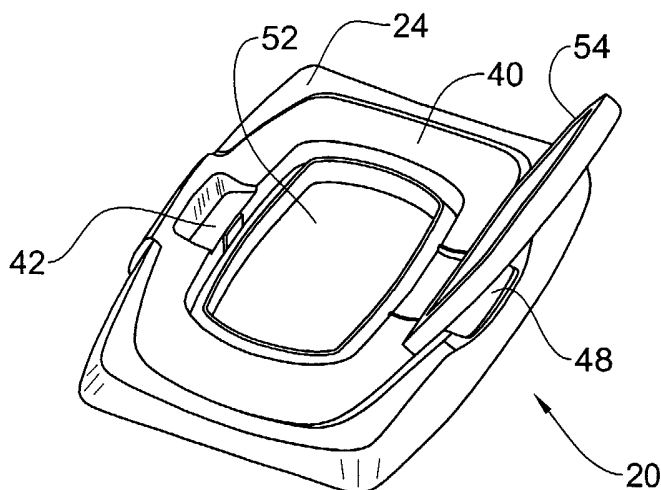
(74) Agent: REINHOLD COHN AND PARTNERS; P.O.Box
4060, 61040 Tel Aviv (IL).

Published:

— with international search report

For two-letter codes and other abbreviations, refer to the "Guidance Notes on Codes and Abbreviations" appearing at the beginning of each regular issue of the PCT Gazette.

(54) Title: TISSUE CONTAINER WITH AUXILIARY COMPARTMENT



(57) Abstract: A tissue container (70) comprising a tissue receiving enclosure and a re-closable opening (28) for dispensing tissues there through, and an associated auxiliary compartment (52) holding a preparation for use in conjunction with the tissues.

WO 2004/043824 A1

- 1 -

TISSUE CONTAINER WITH AUXILIARY COMPARTMENT

FIELD OF THE INVENTION

The present invention relates to tissue containers and to dispensers, for dispensing tissues, towelettes and the like from such containers. More particularly the invention is concerned with such tissue containers and dispensers which readily
5 offer use of an associated preparation.

BACKGROUND OF THE INVENTION

In combination with using a tissue (e.g. facial, toilet or other tissues, towelettes, wipes, pads, bandages, etc.), whether of the dry or moistened type, it is frequently advantageous to have a supply and means for conveniently accessing a
10 preparation. A classic example is one in which a baby's diaper is being changed and it is desired to apply some sort of lotion or cream on the baby prior to diapering with a fresh diaper. On the other hand, the lotion may be used prior to using the tissue as in the case of the lotion being a cleansing preparation.

The term *preparation* or *preparations* hereinafter in the specification and
15 claims is used in its widest connotation and denotes any liquids or topicals such as ointments, oils, salves, moisturizers, anti-bacterial compositions, rubbing alcohol, perfumes, cleansers and the like, powdered material for different uses e.g. hygienic, medical, cosmetic, cleaning, treating surfaces, etc.

Presently it is necessary to carry a separate container, such as a tube or a jar,
20 of ointment along with the tissues. Thus, one must carry along and search for the ointment and deal with a situation of having more than one item in use. This can be particularly important in the situation when one is changing a baby's diaper in

- 2 -

public. In such a case there are presently more items to carry, locate, use and potentially forget and leave behind.

If the preparation and tissues are packaged in an integral or complementary manner, the entire activity is much more convenient and precludes the possibility, for example, of leaving behind an ointment tube at a diaper changing location. It also prevents the possibility of forgetting a preparation container behind.

While prior art such as U.S. Patent Nos. 6,457,434, 6,170,426 and 5,509,593 disclose various types of tissue dispensers that include some sort of supplementary compartment, container or housing, these dispensers are only designed for wetting a dry tissue or providing a compartment for wet as well as dry tissues. The auxiliary compartments are not amenable for holding a lotion to be applied before or after using the tissue.

U.S. Patent No. 5,439,104 discloses an eyeglass cleaning station including a compartmented housing containing a dispensing bottle of liquid lens cleaning material and a dispensing box of disposable lens cleaning tissue.

Thus, it is an object of the present invention to provide a tissue container with an auxiliary compartment, attached to or integral with the container, for holding a preparation that is typically used in conjunction with the tissue.

SUMMARY OF THE INVENTION

According to the present invention there is provided a tissue container comprising a tissue receiving enclosure and a re-closable opening for dispensing tissues there through; and an associated auxiliary compartment associated with the container, for holding a preparation for use in conjunction with the tissues. The auxiliary compartment is attached to or integral with the container, or may be provided loose within the tissue container.

. By one embodiment, the dispenser comprises a tissue dispensing opening fitted with a re-closable first lid and a re-closable auxiliary compartment.

According to another aspect of the invention there is provided a tissue dispenser for use with a tissue container, said dispenser is formed with a tissue

- 3 -

dispensing opening and a receptacle constituting the auxiliary compartment; and a re-closable lid for closing the dispensing opening. According to particular embodiments, the auxiliary compartment is re-closeable.

According to still a further aspect of the invention, there is provided a
5 compartment comprising a preparation for use in conjunction with a tissue, said compartment being an auxiliary compartment included with or attached to a tissue container.

BRIEF DESCRIPTION OF THE DRAWINGS

In order to understand the invention and to see how it may be carried out in
10 practice, some embodiments will now be described, by way of non-limiting examples only, with reference to the accompanying drawings, in which:

Fig. 1A-1D illustrate a dispensing cover in accordance with an embodiment of the present invention, wherein:

Fig. 1A is an isometric view of the dispensing cover in a closed state;

15 **Fig. 1B** is an isometric view, partially sectioned, with a tissue dispensing lid partially open;

Fig. 1C is an isometric view of the dispensing cover with the first lid in its open state;

Fig. 1D is an isometric view with the second lid in its open state, the first lid
20 being closed;

Fig. 2A is a perspective view of a cylindric tissue container fitted with a dispensing cover in accordance with an embodiment of the present invention;

Fig. 2B is a longitudinal section along lines II-II in Fig 2A;

Fig. 3A is an isometric view of a cylindric tissue container in accordance
25 with a different embodiment of the invention;

Fig. 3B is a longitudinal section along lines III-III in Fig. 3A;

Fig. 4A is an isometric view of a top portion of a cylindric tissue container in accordance with still another embodiment of the invention, with the lid partially opened;

- 4 -

Fig. 4B is a section of a top portion of the container illustrated in Fig. 4A in the same respective position of the lid;

Fig. 5A is an isometric view of a soft-packed tissue container fitted with a dispensing cover in accordance with an embodiment of the present invention, the
5 dispensing lid in its open state;

Fig. 5B is a section of a top portion of the container in Fig. 5A with the lid in its closed state;

Fig. 6 is an isometric view of a dispensing cover in its open state illustrating a modification of the embodiment seen in Fig. 5A;

10 **Fig. 7** is an isometric view illustrating a dispensing cover in accordance with an embodiment of the invention;

Fig. 8A is a top isometric view of a dispensing cover for use with a tissue container in accordance with another embodiment of the present invention;

Fig. 8B is a section along lines VIII-VIII in Fig. 8A; and

15 **Fig. 9** is a top view illustrating a further modification of the dispensing cover in Fig. 8A.

DETAILED DESCRIPTION OF SPECIFIC EMBODIMENTS

Attention is first directed to Figs. 1A-1D illustrating a tissue dispensing cover generally designated **20** for use with a tissue container (not shown). It is
20 appreciated that the cover **20** may be used with a variety of tissue containers, e.g. soft pack containers, rigid boxes, etc., and further, that the tissue dispensing opening within the cover may be a regular wide opening or be fitted with some tissue separating means to facilitate dispensing one tissue at a time, as known, *per se*.

25 The cover **20** comprises a base portion **24** integral with or attached to the container (not shown) e.g., by an adhesive material, welding, etc. or by snap-type attachment, whereby a tissue dispensing opening of the cover extends opposite a corresponding opening formed in the container.

- 5 -

The cover **20** comprises a tissue dispensing opening **28** (Fig 1D) which until first used is normally sealed (as in Figs 1B and 1C), e.g. by a removable foil or by a breakable/tearable film of plastic material **30** (Figs. 1B and 1C), serving to retain moist within the tissue container and also as a tamper proof evidence.

5 The cover comprises a first lid **40** hingedly pivoted at **42** by means of an integral hinge to the base **24**, and being displaceable between a closed position (Fig. 1A) and an open position (Fig. 1C). The first lid **40** is fitted for sealing the tissue dispensing opening **28** to prevent moisture evaporation and in accordance with one particular embodiment, the first lid **40** is biased to snap into its open
10 position, e.g. by means of an integral spring arrangement, or a silicon spring, etc. The first lid is retained in its closed position (Fig 1A) by a snap-type latch arrangement **48**.

Found within the first lid **40** there is an auxiliary compartment designated **52** sealable by a second lid **54** hinged to the first lid **40** and fitted for snap engagement
15 into the first lid by means of a laterally projecting latch **58** snapingly engageable with a corresponding recess formed in the first lid **40**.

The auxiliary compartment **52** is fitted for receiving preparations of different kinds e.g. a soothing paste or ointment for applying on a baby's buttocks, a skin comforting gel, a cleaning preparation, etc. The size and sealing means
20 provided for said auxiliary compartment are determined, among others, by the nature of the composition received within the auxiliary compartment.

The arrangement is such that for dispensing a tissue, in dry or moist state from the tissue container, the first lid **40** is opened by depressing latch **48** allowing for easy withdrawal of a tissue, upon which the first lid may be closed. Then, if it is
25 required to make use of the composition received within the auxiliary compartment, e.g. to apply a soothing cream over a baby's buttocks, the second lid **54** is opened providing axis to the auxiliary compartment **52**.

Turning now to Figs. 2A and 2B there is illustrated a different embodiment of a tissue container in accordance with the present invention generally
30 designated **70**, being a rigid cylindrical container in which tissues are typically

- 6 -

provided in a reel with pre-perforated separation between the tissues, as known *per se*. The container 70 is provided with a dispensing cover 72 fitted with a dispensing slit 74 (Fig. 2B) usually having an X-like shape fitted for extracting excess moisture from the tissues and for ensuring separation of the tissues from one another as a leading tissue is being extracted from the container.

In accordance with the present embodiment, the cover 72 is formed with an annular groove 78 constituting the auxiliary compartment and being sealed by a common lid 82 fitted for sealing engagement of the tissue dispensing opening and the auxiliary compartment 78.

As noted in Fig. 2B, the auxiliary compartment 78 has a U-like cross section which permit for easy access by a fingertip for scooping an ointment or the like received within the auxiliary compartment 78 and ensuring complete use of the ointment, to thus avoid waste of residual material remaining in the auxiliary compartment.

It is appreciated that the lid 82 is fitted for sealing engagement with the cover 78 to thereby prevent leak of material received within the auxiliary compartment and to prevent evaporation of moist received within the container 70.

The embodiment illustrated in Figs. 3A and 3B discloses a cylindrical tissue container 88 holding a roll of moist tissue dispensable through a dispensing cover 92 fitted with a dispensing opening 94 sealingly closable by a lid 98 (Fig.3B), as known *per se*.

Fitted at an opposite side of the container 88 (actually a bottom base thereof) there is an auxiliary compartment 100 in the form of a depression at a base of the container 88 for receiving a preparation and being sealable by a reclosable lid, e.g. foil 104 which is fitted with an adhesive parameter for resealing over a parameter portion 106 of the base portion, as designated by dashed lines in Fig. 3A. For the sake of convenience, the foil 104 is fitted with a tab 108.

However, according to a modification (not shown) the auxiliary compartment can also be an add-on type fitted for attachment at the bottom end of the container e.g. by snap engagement, adhering, etc. Furthermore, according to

- 7 -

another embodiment (not shown) once the tissue container becomes empty, the auxiliary compartment may be detachable from the container, for attaching to a fresh tissue container.

Turning now to Fig. 4 there is illustrated still another embodiment of a tissue
5 container **120** which in the present embodiment is also a cylindrical tissue container. The container is formed with a tissue dispensing cover **122** formed with a tissue dispensing opening **124** sealingly closable by a tissue dispensing lid **126**. Formed at an upper portion of lid **126** there is formed an auxiliary compartment **128** sealable by a second lid **130** e.g. in the form of a sealable foil or a
10 snap-type cover. In the present embodiment the tissue dispensing lid **126** is attached to the cover **122** by an integral hinge at **131**.

The embodiment depicted in Figs. 5A and 5B refers to a tissue container **148** being a soft-pack type container, fitted with a rigid dispensing cover generally designated **150**, fitted in turn with a lid **152** which in Fig 5A is open and in Fig. 5B
15 is closed.

A dispensing opening formed in the container is in register with a dispensing opening in the dispensing cover **150** and is *a priori* sealed with a removable foil **156** (not seen in Fig. 5B) which may be resealable. The dispensing opening **158** may be provided, as already mentioned before, with separation means (not shown)
20 to facilitate removal of one tissue at a time, as known in the art.

Lid **152** is integrally hinged at **164** to the dispensing cover **150** and is fitted with a lifting tab **166**. Lid **152** is adapted for snap engagement with a latch **170** projecting within the dispensing opening **158**.

Lid **152** is formed with an auxiliary compartment **174** extending from the
25 inner face of the lid and being sealable, e.g. by means of an adhering foil **176** or by means of a reclosable lid, hinged or removable (not shown). The auxiliary compartment **174** may have a rectangular cross-section as seen in Figs. 5A and 5B or else it may be compartmented into several sub-auxiliary compartments (not shown), each such sub-compartment being independently sealable or resealable.

- 8 -

Where more than one auxiliary compartment is provided- different compositions may be received therein, e.g. different types of preparations, medicaments or cleaning agents, etc.

In Fig. 6 there is illustrated an embodiment similar to that disclosed in Figs. 5A and 5B wherein the dispensing cover generally designated **177** comprises an auxiliary compartment **178** formed with a plurality of depressions **179** forming sub-compartments, each sealable with a foil **180**. The compartments may be sized to receive a quantity of preparation suitable for a single use wherein the foil would be a removable seal or where the amount of preparation received in the auxiliary compartment be sufficient for more than one serving, then the foil would be resealable.

Turning now to Fig. 7 there is illustrated still a different embodiment wherein the dispensing cover **181** is principally similar to that illustrated in Fig. 5A with the difference that the auxiliary compartment **182** formed in the first lid **184** comprises a second lid **186** or a re-adherable foil, and where the auxiliary compartment **182** is suited for receiving a preparation.

Still another embodiment illustrated in Figs. 8A and 8B refers to a dispensing cover generally designated **194** of the general type as disclosed in connection with Figs. 5 and 6, where a tissue dispensing lid **198** is closable over the dispensing opening **201** (Fig. 8A), preferably in a sealing manner. Formed at an outside face of the tissue dispensing lid **198** there is formed an auxiliary compartment **202** sealable by means of a resealable foil **206**. However, it is appreciated that rather than a resealable foil there may be provided a reclosable lid attached to or integral from said lid **198**.

Furthermore, rather than being a uniform auxiliary compartment, there may be several embodiments wherein the auxiliary compartment is compartmented as illustrated for example in Fig. 9, wherein several auxiliary compartments **211A** to **212E**, each individually sealed by a foil portion **214A** to **214E**, corresponding with the sub-compartments. The sub-compartments **212A** to **212E** may have a U-like cross-section to facilitate easy scooping therefrom.

– 9 –

Whilst some embodiments have been described and illustrated with reference to some drawings, the artisan will appreciate that many variations are possible which do not depart from the general scope of the invention, *mutatis, mutandis*.

CLAIMS:

1. A tissue container comprising a tissue receiving enclosure and a re-closable opening for dispensing tissues there through, and an associated auxiliary compartment, holding a preparation for use in conjunction with the tissues.
2. A tissue container according to claim 1, wherein the auxiliary compartment is attached to, integral with, or loosely received within the container.
3. A tissue container according to claim 1, wherein the tissue receiving enclosure holds a plurality of moistened tissues and where the opening is fitted with a dispenser for dispensing one tissue at a time.
4. A tissue container according to claim 3, wherein the auxiliary compartment is integral with or attached to the dispenser.
5. A tissue container according to claim 4, wherein the dispenser comprises a tissue dispensing opening fitted with a re-closable first lid and a re-closable auxiliary compartment.
6. A tissue container according to claim 5, wherein the auxiliary compartment is fitted with a re-closable second lid.
7. A tissue container according to claim 6, wherein the second lid is pivotally hinged to the first lid.
8. A tissue container according to claim 6, wherein the first lid and the second lid are hinged to the dispenser about pivot hinges parallelly extending.
9. A tissue container according to claim 8, wherein the first lid and the second lid are hinged to the dispenser adjacent opposite edges of the dispenser.
10. A tissue container according to claim 5, wherein the auxiliary compartment is formed in said first lid and is closable by a re-sealable foil.
11. A tissue container according to claim 5, wherein the auxiliary compartment is formed in said first lid and is re-closable by a detachable cover.
12. A tissue container according to claim 11, wherein the auxiliary compartment is formed at an inside face of the first lid.

– 11 –

13. A tissue container according to claim 11, wherein the auxiliary compartment is formed at an outside face of the first lid.
14. A tissue container according to claim 1, further comprising a tissue dispenser formed with a tissue dispensing opening and a receptacle constituting the
5 auxiliary compartment; and a re-closable first lid for closing the dispensing opening, and the auxiliary compartment.
15. A tissue container according to claim 14, wherein the auxiliary compartment is fitted with a second sealingly re-closable second lid.
16. A tissue container according to claim 14, wherein the tissue dispensing
10 opening and the auxiliary compartment are coaxial.
17. A tissue container according to claim 14, wherein the auxiliary compartment is an annular groove.
18. A tissue container according to claim 14, wherein the container is cylindrical and has a longitudinal axis coaxial with the tissue dispensing opening
15 and the auxiliary compartment.
19. A tissue container according to claim 6, wherein one or both of the first lid and the second lid are biased to spring-open.
20. A tissue container according to claim 6, wherein one or both of the first lid and the second lid are fitted with a snap-type closing mechanism.
- ~~20~~ 21. A tissue container according to claim 5, wherein one or both of the tissue dispensing opening and the auxiliary compartment are pre-sealed with a foil.
22. A tissue container according to claim 1, wherein the auxiliary compartment comprises one or more receptacles fitted to or formed at a bottom of the tissue container.
- ~~23~~ 23. A tissue container according to claim 1, wherein the auxiliary compartment is re-sealable by a foil adherable to boundaries of the auxiliary compartment.
24. A tissue container according to claim 1, wherein the auxiliary compartment comprises several receptacles, each receptacle being independently closable.
25. A tissue container according to claim 1, wherein the auxiliary compartment
30 has a finger-scoopable cross-section.

– 12 –

26. A tissue container according to claim 1, wherein the auxiliary compartment is removably received within a tissue receiving enclosure of the container.
27. A tissue container according to claim 1, wherein the container is a soft-pack.
28. A tissue container according to claim 1, wherein the container is rigid.
29. A tissue container according to claim 1, wherein the container is portable.
30. A dispensing cover for a tissue container, said cover comprising a tissue dispensing opening and a receptacle constituting an auxiliary compartment; and a re-closable first lid for closing the dispensing opening.
31. A dispenser cover according to claim 30, wherein the auxiliary compartment is fitted with a sealingly re-closable second lid.
32. A dispenser cover according to claim 30, wherein a longitudinal axis of the tissue dispensing opening and the auxiliary compartment is coaxial with a longitudinal axis of the tissue container.
33. A dispenser cover according to claim 31, wherein one or both of the first lid and the second lid are biased to spring-open.
34. A dispenser cover according to claim 31, wherein one or both of the first lid and the second lid are fitted with a snap-type closing mechanism.
35. A dispenser container according to claim 31, wherein one or both of the tissue dispensing opening and the auxiliary compartment are pre-sealed with a foil.
36. A dispenser container according to claim 31, wherein the auxiliary compartment is re-sealable by a foil adherable to boundaries of the auxiliary compartment.
37. A dispenser container according to claim 31, wherein the auxiliary compartment comprises several receptacles, each receptacle being independently closable.
38. A dispenser container according to claim 31, wherein the auxiliary compartment has a finger-scoopable cross-section. wherein the auxiliary compartment has a finger-scoopable cross-section.

– 13 –

39. A compartment for receiving a preparation for use in conjunction with a tissue, said compartment being an auxiliary compartment included with or attached to a tissue container.
40. A compartment according to claim 39, wherein said auxiliary compartment
5 is integral with a tissue dispenser attached to the container.
41. A compartment according to claim 39, wherein said auxiliary compartment is adhered to an outside face of the container.
42. A compartment according to claim 39, wherein said auxiliary compartment is receivable within a tissue receiving enclosure of the container.
43. A compartment according to claim 39, comprising a base portion adapted
10 for detachable engagement with a base portion of a tissue container.
44. A compartment according to claim 43, wherein said base portion is fitted for engagement with a base of a cylindrical tissue container.

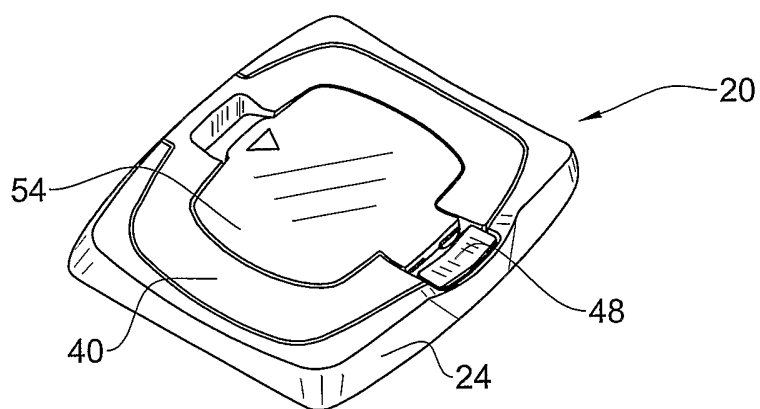
$\frac{1}{5}$ 

FIG. 1A

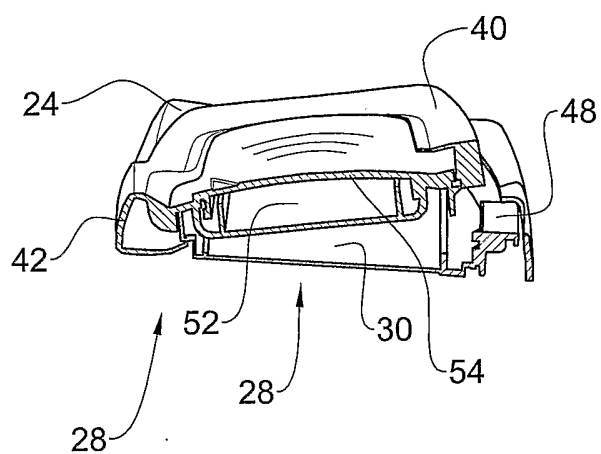


FIG. 1B

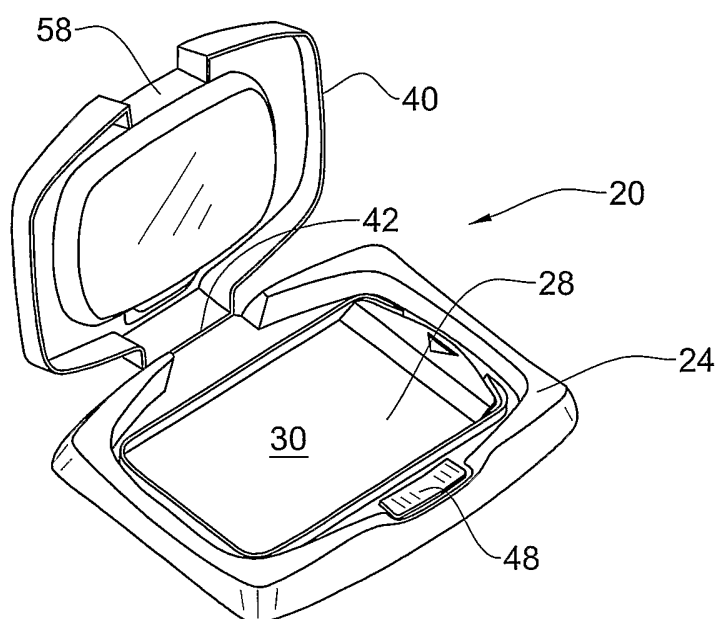


FIG. 1C

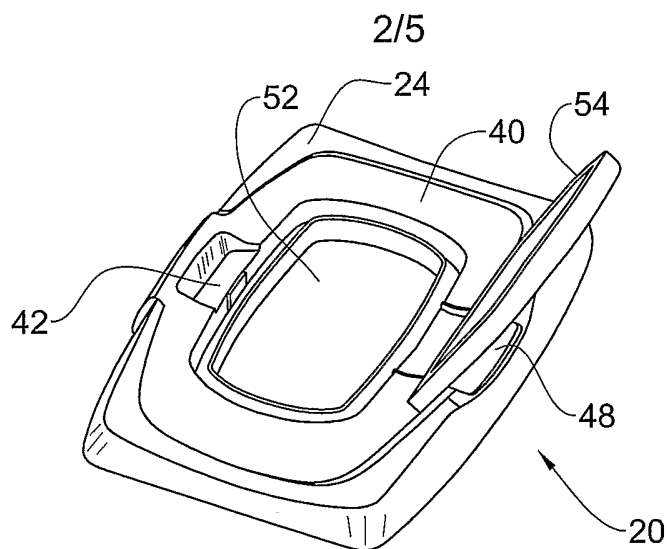


FIG. 1D

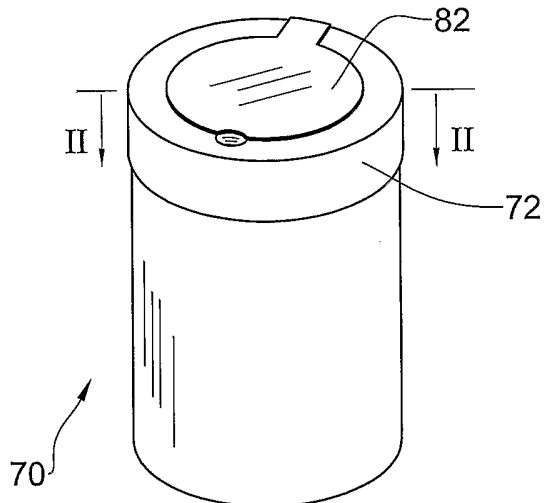


FIG. 2A

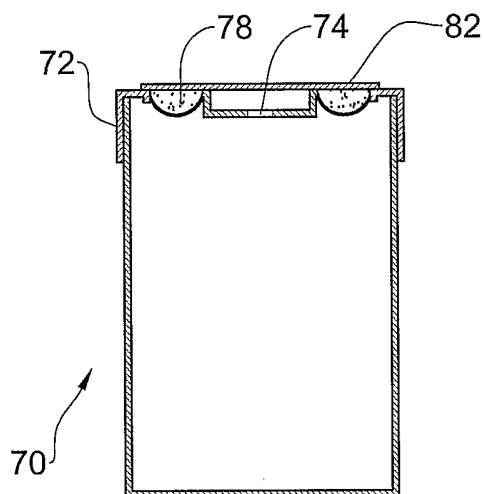


FIG. 2B

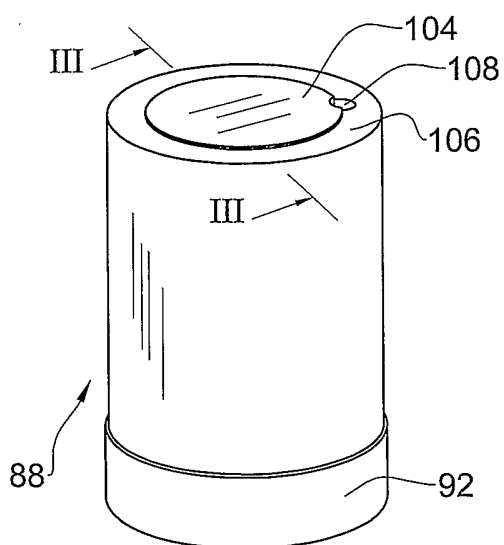


FIG. 3A

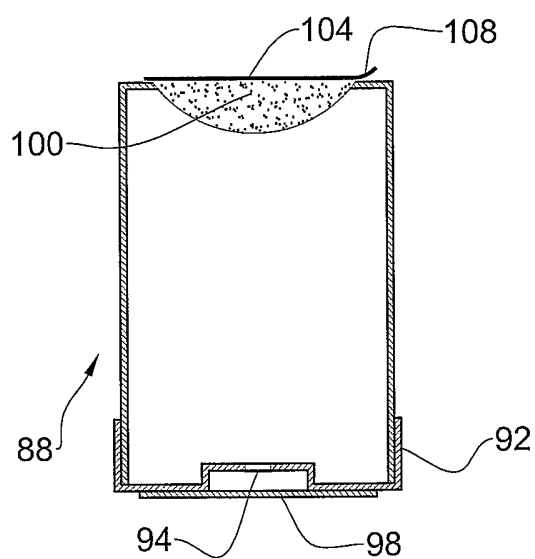


FIG. 3B

3/5

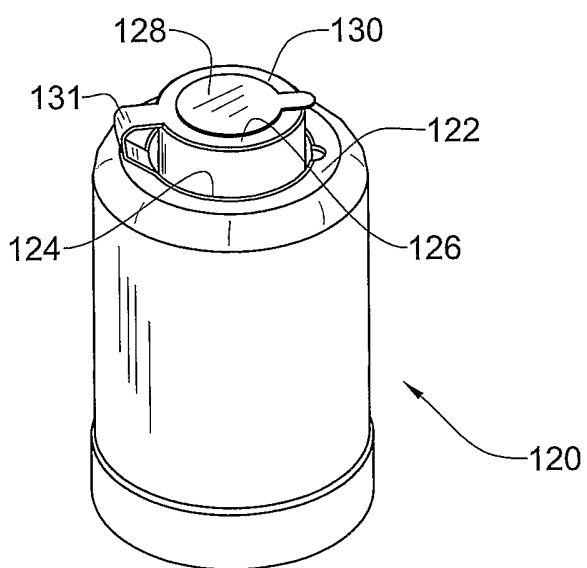


FIG. 4A

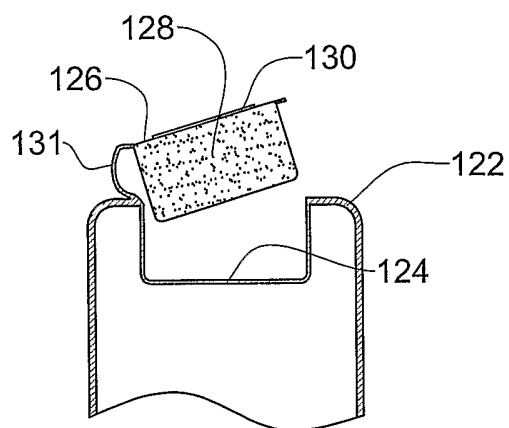


FIG. 4B

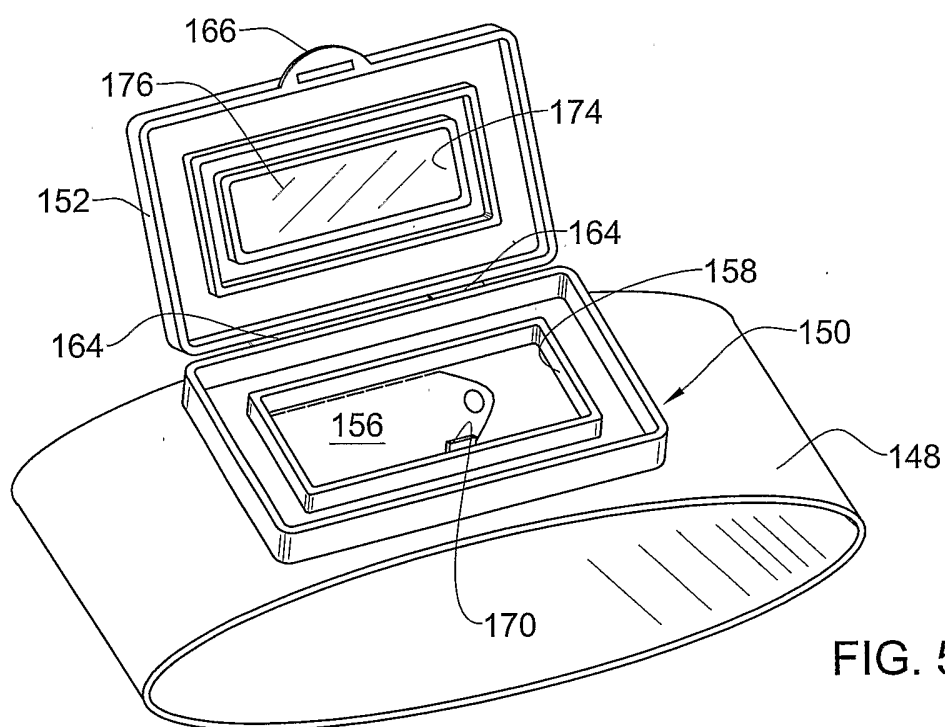


FIG. 5A

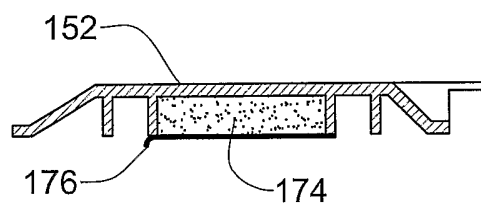


FIG. 5B

4/5

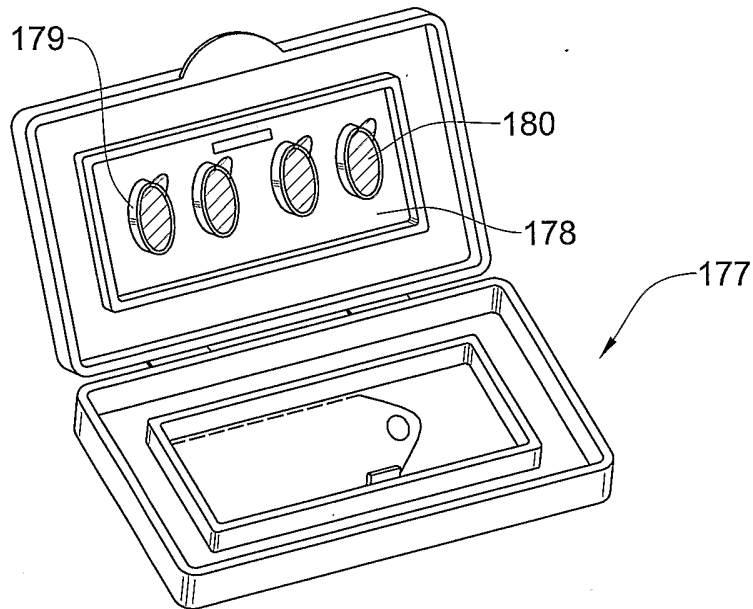


FIG. 6

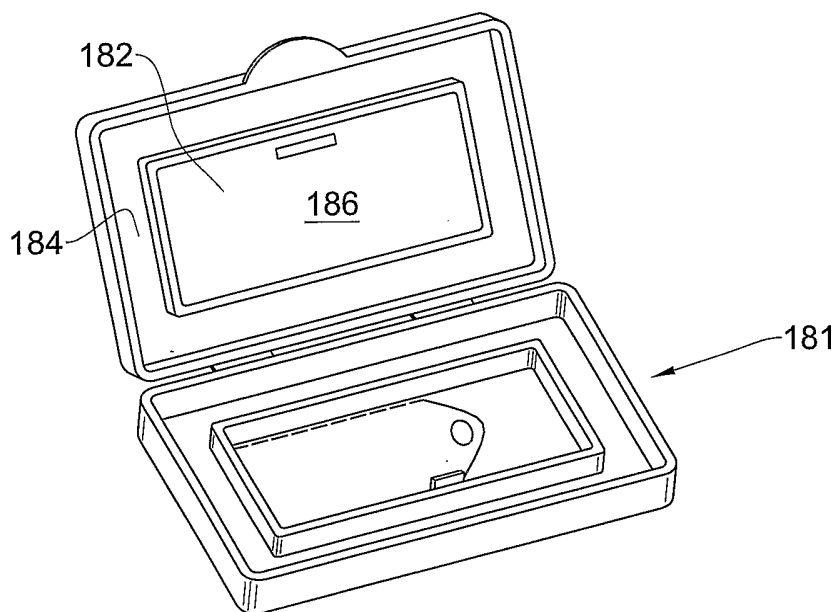


FIG. 7

5/5

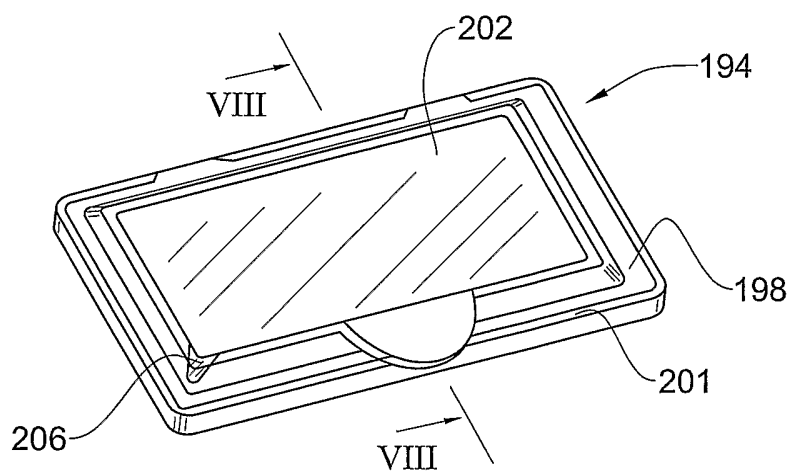


FIG. 8A

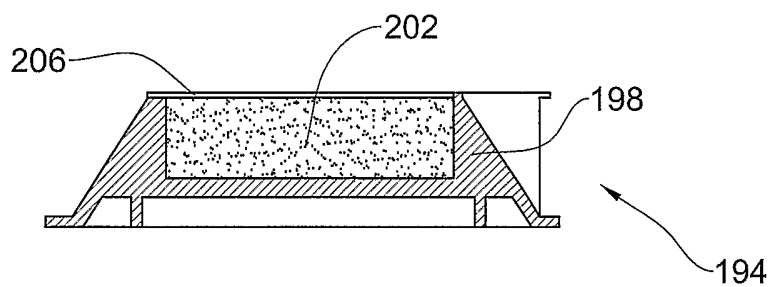


FIG. 8B

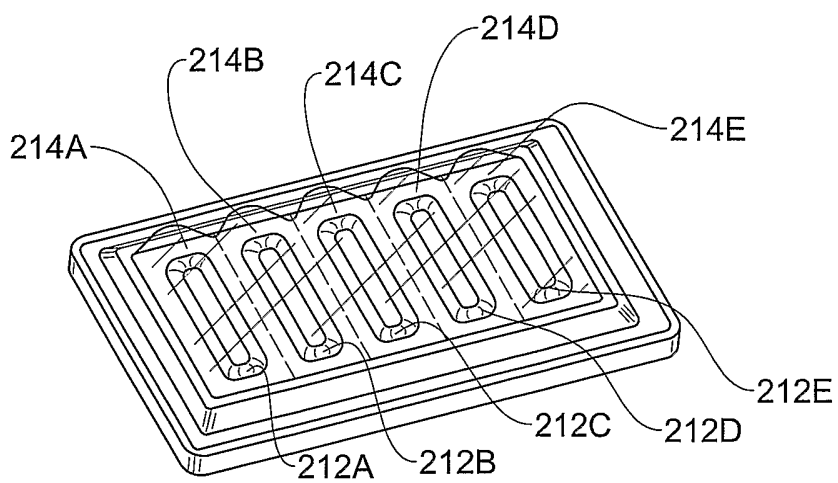


FIG. 9

INTERNATIONAL SEARCH REPORT

International Classification No
PCT/IL 03/00722

A. CLASSIFICATION OF SUBJECT MATTER

IPC 7 B65D81/32 B65D51/28 B65D83/08

According to International Patent Classification (IPC) or to both national classification and IPC

B. FIELDS SEARCHED

Minimum documentation searched (classification system followed by classification symbols)

IPC 7 B65D A47K

Documentation searched other than minimum documentation to the extent that such documents are included in the fields searched

Electronic data base consulted during the international search (name of data base and, where practical, search terms used)

EPO-Internal

C. DOCUMENTS CONSIDERED TO BE RELEVANT

Category *	Citation of document, with indication, where appropriate, of the relevant passages	Relevant to claim No.
X	DE 37 44 438 A (SLABY KAI) 13 July 1989 (1989-07-13) the whole document ----	1-5, 14, 28, 29, 39, 40
A	US 3 307 687 A (WILLIAM STEINMAN) 7 March 1967 (1967-03-07) the whole document ----	1, 2, 24, 39, 40
A	WO 00 16678 A (VERREULT RICHARD ; JACQUES ALAIN (CA)) 30 March 2000 (2000-03-30) page 3, line 23 -page 4, line 20; figures ----	1, 2, 30, 31, 39, 40
A	US 2001/023878 A1 (IRWIN ARAM J) 27 September 2001 (2001-09-27) abstract; figures ----- -/--	1-4, 26, 28-30, 39

☒ Further documents are listed in the continuation of box C.

☒ Patent family members are listed in annex.

* Special categories of cited documents :

A document defining the general state of the art which is not considered to be of particular relevance

E earlier document but published on or after the international filing date

L document which may throw doubts on priority claim(s) or which is cited to establish the publication date of another citation or other special reason (as specified)

O document referring to an oral disclosure, use, exhibition or other means

P document published prior to the international filing date but later than the priority date claimed

T later document published after the international filing date or priority date and not in conflict with the application but cited to understand the principle or theory underlying the invention

X document of particular relevance; the claimed invention cannot be considered novel or cannot be considered to involve an inventive step when the document is taken alone

Y document of particular relevance; the claimed invention cannot be considered to involve an inventive step when the document is combined with one or more other such documents, such combination being obvious to a person skilled in the art.

* & * document member of the same patent family

Date of the actual completion of the international search

7 January 2004

Date of mailing of the international search report

30/01/2004

Name and mailing address of the ISA

European Patent Office, P.B. 5818 Patentlaan 2
NL - 2280 HV Rijswijk
Tel. (+31-70) 340-2040, Tx. 31 651 epo nl,
Fax: (+31-70) 340-3016

Authorized officer

Gino, C

INTERNATIONAL SEARCH REPORT

International Application No
PCT/IL 03/00722

C.(Continuation) DOCUMENTS CONSIDERED TO BE RELEVANT

Category *	Citation of document, with indication, where appropriate, of the relevant passages	Relevant to claim No.
A	<p>WO 02 32783 A (TABUCHI KUNIHIRO ; TOA MACHINE INDUSTRY INC (JP)) 25 April 2002 (2002-04-25) abstract; figures -----</p>	<p>1, 27, 29, 30, 39</p>

INTERNATIONAL SEARCH REPORT

Information on patent family members

International Application No

PCT/IL 03/00722

Patent document cited in search report		Publication date	Patent family member(s)	Publication date
DE 3744438	A	13-07-1989	DE 3744438 A1	13-07-1989
US 3307687	A	07-03-1967	NONE	
WO 0016678	A	30-03-2000	CA 2248503 C	22-02-2000
			AU 5722999 A	10-04-2000
			WO 0016678 A2	30-03-2000
			EP 1115320 A2	18-07-2001
US 2001023878	A1	27-09-2001	AU 2431301 A	18-06-2001
			AU 2431401 A	18-06-2001
			WO 0141613 A1	14-06-2001
			WO 0142117 A1	14-06-2001
			US 2002074375 A1	20-06-2002
WO 0232783	A	25-04-2002	JP 2000300462 A	31-10-2000
			WO 0232783 A1	25-04-2002
			CN 1271558 A	01-11-2000
			TW 501918 B	11-09-2002