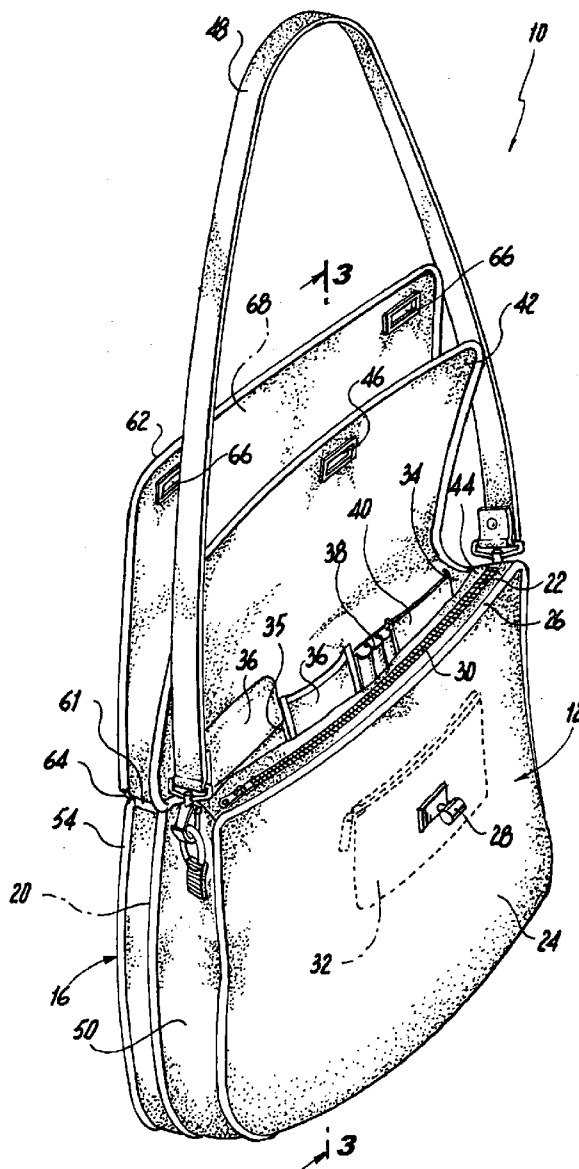




US 20120241482A1

(19) **United States**(12) **Patent Application Publication**
Mabika(10) **Pub. No.: US 2012/0241482 A1**(43) **Pub. Date: Sep. 27, 2012**(54) **CARRYING CASE FOR EASILY ACCESSING
WORK-RELATED ITEMS AND COSMETICS
ITEMS WITHOUT INTERMINGLING SUCH
ITEMS****Publication Classification**(51) **Int. Cl.**
A45F 5/00 (2006.01)
A45F 3/14 (2006.01)
(52) **U.S. Cl.** **224/148.4; 224/191; 224/235;
224/600**(76) **Inventor:** **Tatiana A. Mabika, Inkster, MI
(US)**(21) **Appl. No.: 13/065,509**(22) **Filed: Mar. 23, 2011**(57) **ABSTRACT**

A ladies carrying case. The case includes a first portion and a second portion. The first portion is specifically configured for easily accessing work-related items. The second portion is operatively connected to the first portion and is specifically configured for easily accessing cosmetics by not intermingling the cosmetics with the work-related items, while keeping the cosmetics on a specific pallet.



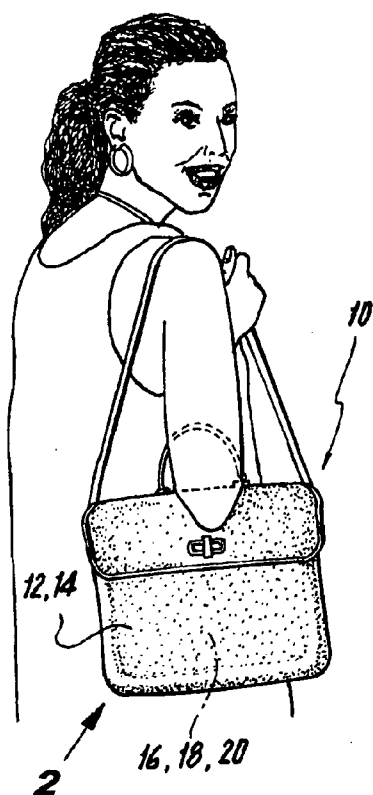


Fig. 1

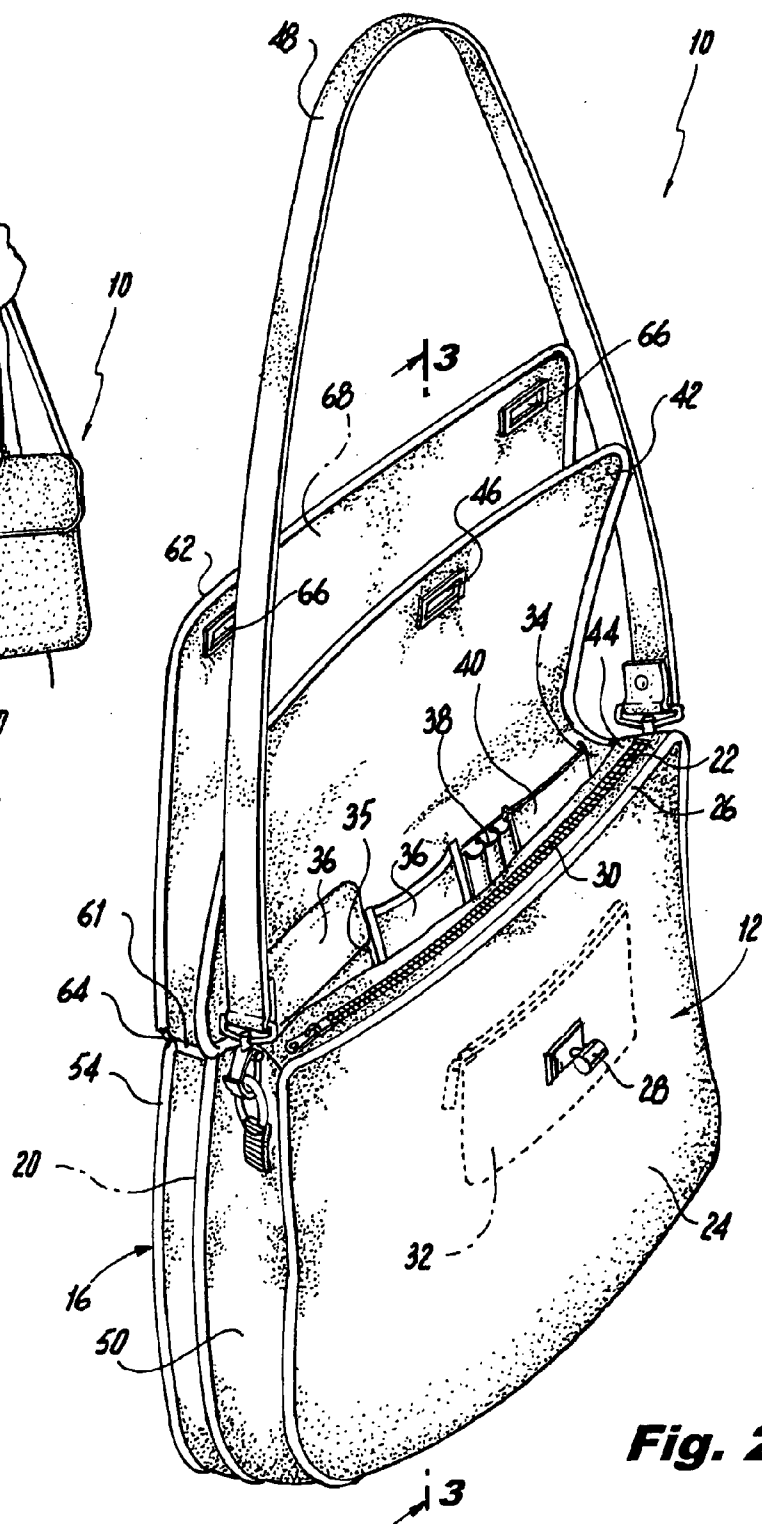


Fig. 2

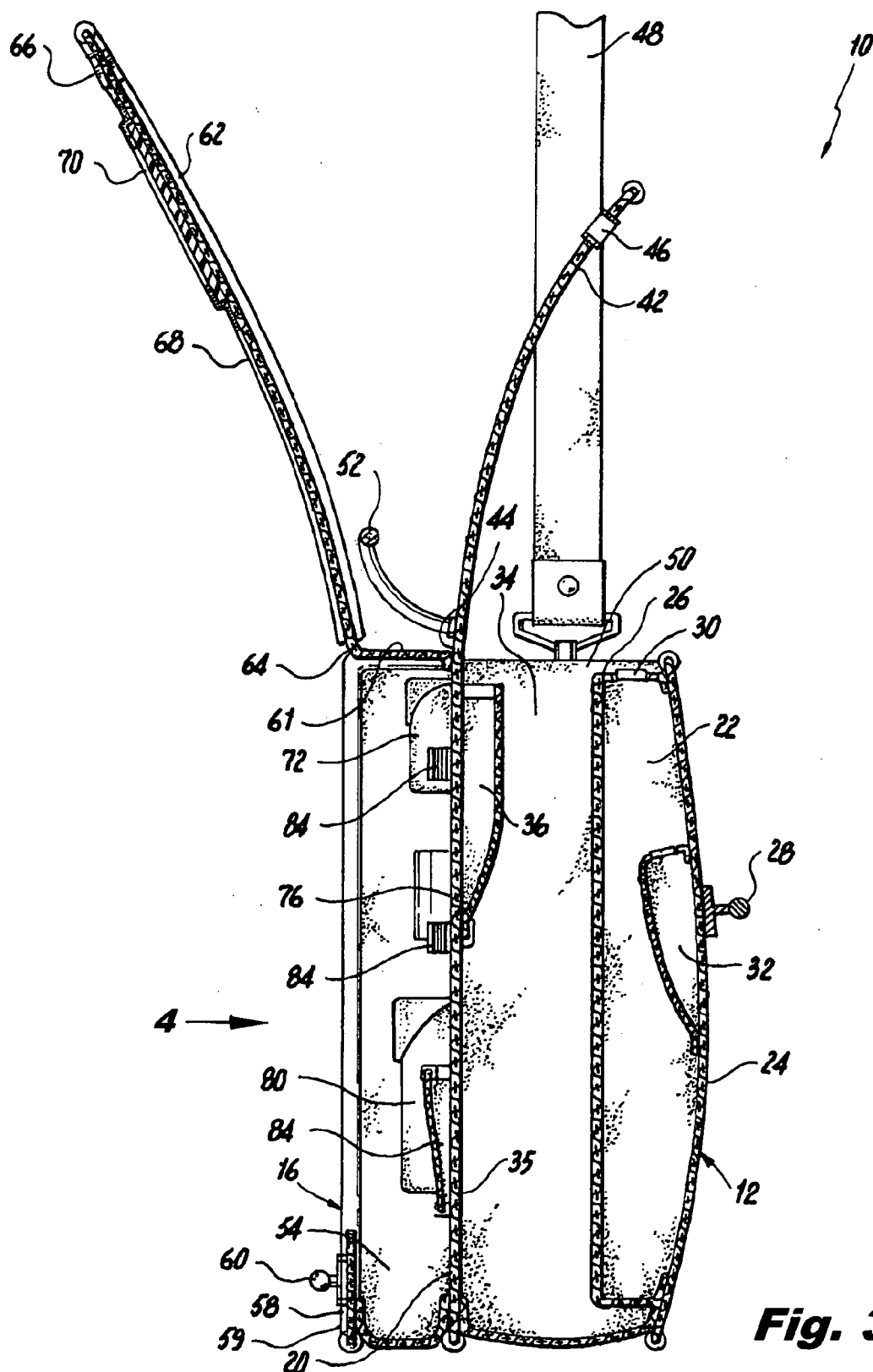


Fig. 3

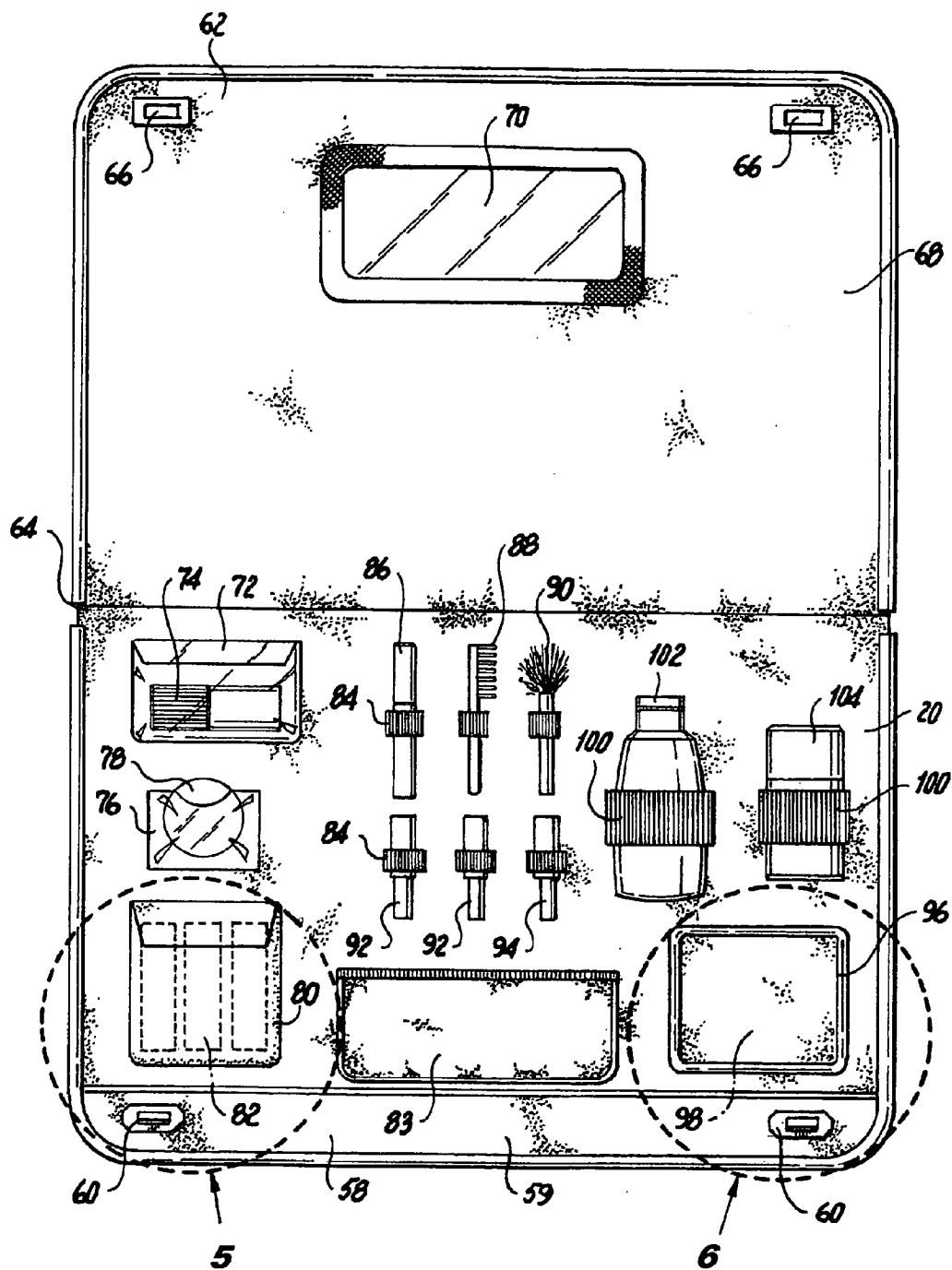


Fig. 4

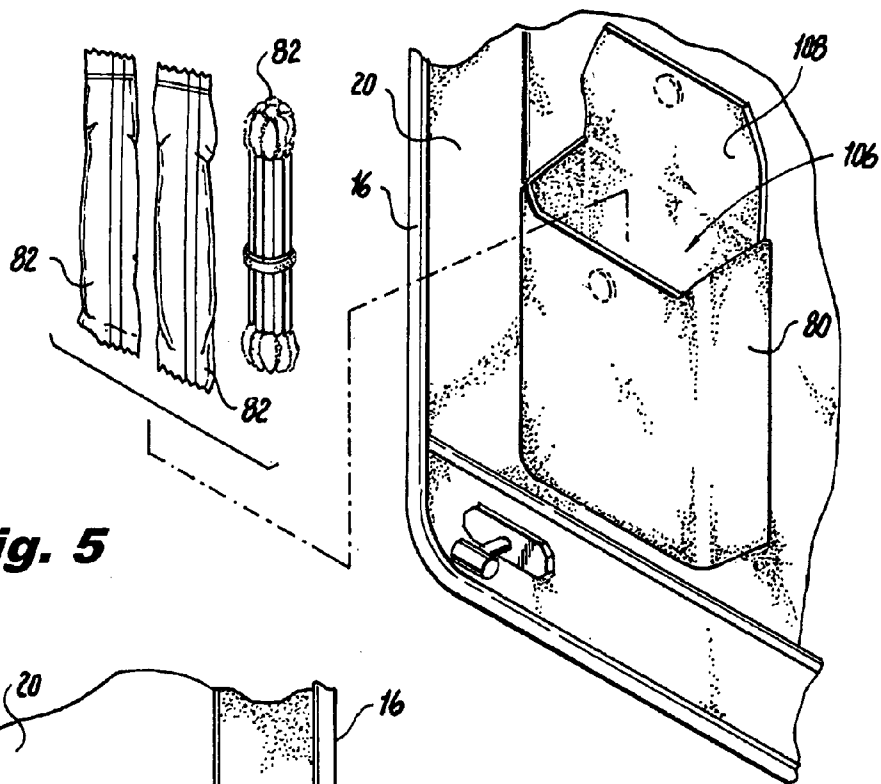


Fig. 5

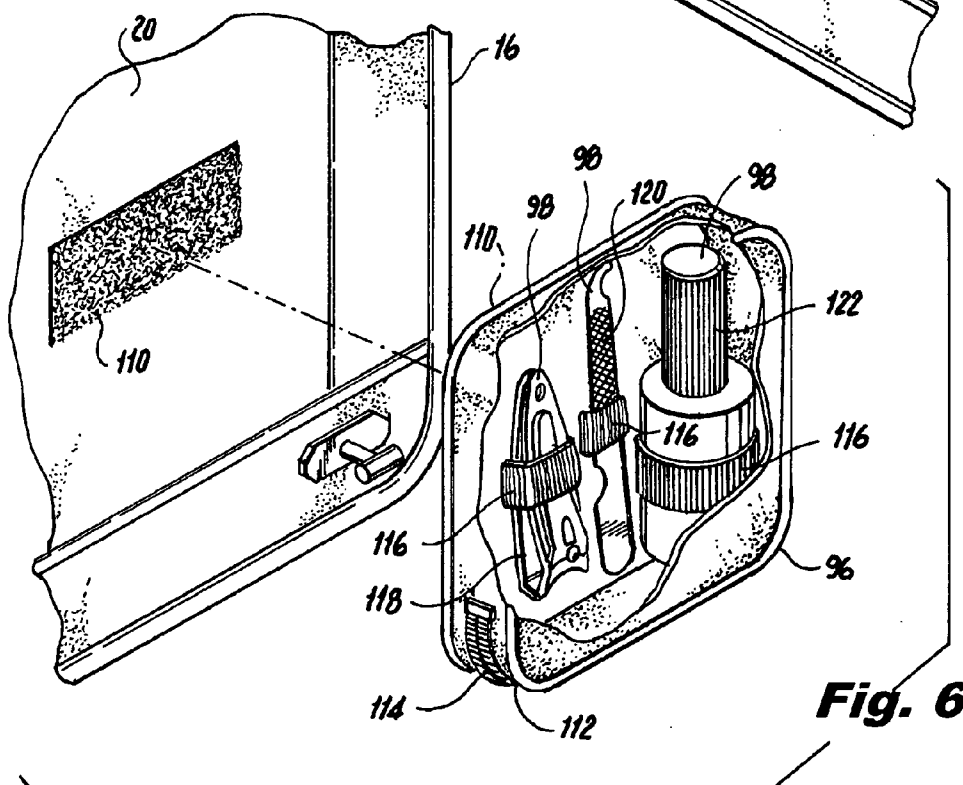


Fig. 6

**CARRYING CASE FOR EASILY ACCESSING
WORK-RELATED ITEMS AND COSMETICS
ITEMS WITHOUT INTERMINGLING SUCH
ITEMS**

1. BACKGROUND OF THE INVENTION

[0001] A. Field of the Invention

[0002] The embodiments of the present invention relate to a ladies carrying case, and more particularly, the embodiments of the present invention relate to a ladies carrying case having a first portion specifically configured for easily accessing work-related items and a second portion specifically configured for easily accessing cosmetics by not intermingling the cosmetics with the work-related items.

[0003] B. Description of the Prior Art

[0004] Numerous innovations for carrying cases have been provided in the prior art, which will be described below in chronological order to show advancement in the art, and which are incorporated herein by reference thereto. Even though these innovations may be suitable for the specific individual purposes to which they address, however, they differ from the present invention in that they do not teach a ladies carrying case having a first portion specifically configured for easily accessing work-related items and a second portion specifically configured for easily accessing cosmetics by not intermingling the cosmetics with the work-related items.

(1) U.S. Pat. No. 2,116,869 to Lewis.

[0005] U.S. Pat. No. 2,116,869 issued to Lewis on May 10, 1938 in U.S. class 150 and subclass 46 teaches a bag having opposed walls of unequal height hinged to each other. The higher wall has a flap hinged to the top thereof and turnable so that the free edge of the flap substantially abuts the top edge of the lower wall when the bag is closed. Closure apparatus holds the walls and flap in a closed position. The closure apparatus includes a bar connected to the lower wall and supplemental catches connected to the higher wall and mounted to turn laterally away from the higher wall. Spring apparatus is adapted to hold the catches in engagement with the bar. The bar overlies the flap when the bag is closed.

(2) U.S. Pat. No. 3,156,510 to Hindin et al.

[0006] U.S. Pat. No. 3,156,510 issued to Hindin et al. on Nov. 10, 1964 in U.S. class 312 and subclass 223 teaches a portable overnight vanity case with a compartment storage area. A case portion has a bottom with upstanding walls forming side and end walls to define the storage area and has a plurality of partitions therein to divide the storage area into a plurality of compartments. A top closure panel for the case portion has a top with a downwardly extending end and side walls. One of the side walls of the top closure is hinged to one of the side walls of the case portion whereby the top panel when in a fully opened position lies in a plane substantially normal to the storage area. A mirror panel has a width less than the length of the top closure panel. The mirror panel is disposed on the inward side of the top closure to form a hollow compartment with the top closure and open recesses are at opposite ends of the mirror panel. Illuminating apparatus is disposed in each of the open recesses to illuminate the mirror panel. A pair of panels are disposed respectively to the upper portion of the end walls by hinges. The panels are not more than one half the length of the compartmented storage area. The panels are rotatable from a position on top of the compartmented storage area to an outstanding relation to the compartmented storage area when in the open position. The portable vanity also has locking elements on the top closure panel and case portion for securing them when in the closed position.

(3) U.S. Pat. No. 4,250,938 to Siegel.

[0007] U.S. Pat. No. 4,250,938 issued to Siegel on Feb. 17, 1981 in U.S. class 150 and subclass 111 teaches a ladies handbag having a main handbag component and a separate detachable organizer clutch purse component. The clutch purse has an organizer section for the convenient reception and display of cosmetic items and attaches to the main handbag at a hinged rear flap, or in another embodiment, is receivable in an inner pocket of the main handbag. In one embodiment, the organizer clutch is provided with expandable loops that conveniently retain cosmetic accessories in place. A viewing slot in the organizer clutch permits the user identification and access to the contained items. The organizer clutch includes a closure flap carrying a make-up mirror.

(4) U.S. Pat. No. 4,960,204 to Young et al.

[0008] U.S. Pat. No. 4,960,204 issued to Young et al. on Oct. 2, 1990 in U.S. class 206 and subclass 235 teaches a softside travel bag for cosmetics, which has a plurality of separate individual inside compartments, which is foldable for carrying and storage, and which is hangable in an open vertical position whereat personal care items are removably stored.

(5) U.S. Pat. No. 5,535,797 to Martindale.

[0009] U.S. Pat. No. 5,535,797 issued to Martindale on Jul. 16, 1996 in U.S. class 150 and subclass 111 teaches a purse having walls forming an enclosed cavity. The walls have an opening that communicates with the cavity. Inside of the cavity are plural holders. A holder is of a variety of configurations, such as, a bag, a wallet, a checkbook, a key ring, etc. Each holder is secured to a support member by a line. The support member is coupled to the purse walls and has notches formed therein. The notches are located near the purse opening. The line from each holder extends through a respective notch in the support member. The free end of the line has a stop located thereon to prevent the line from being pulled through the notch. The stops have unique tactual and visual characteristics to help a user of the purse identify a particular holder.

(6) U.S. Pat. No. 5,839,553 to Dorsam.

[0010] U.S. Pat. No. 5,839,553 issued to Dorsam on Nov. 24, 1998 in U.S. class 190 and subclass 109 teaches a briefcase including a hinge end, an opening end, a first side, and a second side. A first case is configured to fit snugly between the hinge end and the opening end of the briefcase, adjacent the first side of the briefcase. A second case is configured to fit snugly between the second side of the briefcase and the first case, adjacent the hinge end of the briefcase, leaving a contiguous open volume for use within the briefcase. A first tray having fixed compartments within for storing items is configured to fit within the first case. A second tray having removable walls forming compartments of variable size is configured to fit within the second case.

(7) U.S. Pat. No. 6,047,752 to Southwick.

[0011] U.S. Pat. No. 6,047,752 issued to Southwick on Apr. 11, 2000 in U.S. class 150 and subclass 117 teaches a handbag system having a substantially rectangular body with an open middle compartment. Within the middle compartment are a plurality of sub-compartments sized for holding various personal safety items, such as, mace, a wireless phone, and a pager. A closure flap partially covers the middle compartment. The closure flap is sized and arranged to allow unrestricted access to those personal safety items that are adjacent to the sides of the body when the closure flap is in a closed position. A closeable front and rear compartment store other miscellaneous personal items.

(8) U.S. Pat. No. 6,547,436 to Sutton.

[0012] U.S. Pat. No. 6,547,436 issued to Sutton on Apr. 15, 2003 in U.S. class 383 and subclass 18 teaches a carry bag includes a closeable, free-standing pouch including a central storage area, a closure mechanism in the top face of the pouch, and a cover including an open cover compartment for closely accommodating the pouch. The cover compartment includes two compartment ends opposite each other. At least two magnetic fasteners are secured to a face of the pouch and to the cover compartment. The pouch is removably insertable in one or more different covers. The cover includes one or two carry straps, one or two bottom straps, each bottom strap being attachable to or contiguous with a carry strap, and at least one tier which is perpendicular to and intersects at least one of the carry straps. The pouch is supportable by the bottom straps and the tiers.

[0013] It is apparent that numerous innovations for carrying cases have been provided in the prior art that are adapted to be used. Furthermore, even though these innovations may be suitable for the specific individual purposes to which they address, however, they would not be suitable for the purposes of the embodiments of the present invention as heretofore described, namely, a ladies carrying case having a first portion specifically configured for easily accessing work-related items and a second portion specifically configured for easily accessing cosmetics by not intermingling the cosmetics with the work-related items.

2. SUMMARY OF THE INVENTION

[0014] Thus, an object of the embodiments of the present invention is to provide a ladies carrying case having a first portion specifically configured for easily accessing work-related items and a second portion specifically configured for easily accessing cosmetics by not intermingling the cosmetics with the work-related items, which avoids the disadvantages of the prior art.

[0015] Briefly stated, another object of the embodiments of the present invention is to provide a ladies carrying case. The case includes a first portion and a second portion. The first portion is specifically configured for easily accessing work-related items. The second portion is operatively connected to the first portion and is specifically configured for easily accessing cosmetics by not intermingling the cosmetics with the work-related items, while keeping the cosmetics on a specific pallet.

[0016] The novel features considered characteristic of the embodiments of the present invention are set forth in the appended claims. The embodiments of the present invention themselves, however, both as to their construction and to their method of operation together with additional objects and advantages thereof will be best understood from the following description of the specific embodiments when read and understood in connection with the accompanying figures of the drawing.

3. BRIEF DESCRIPTION OF THE FIGURES OF THE DRAWING

[0017] The figures of the drawing are briefly described as follows:

[0018] FIG. 1 is a diagrammatic perspective view of the ladies carrying case of an embodiment of the present invention having a first portion specifically configured for easily accessing work-related items and a second portion specifically configured for easily accessing cosmetics by not intermingling the cosmetics with the work-related items, while keeping the cosmetics on a specific pallet;

[0019] FIG. 2 is an enlarged diagrammatic perspective view of the ladies carrying case of an embodiment of the present invention identified by ARROW 2 in FIG. 1;

[0020] FIG. 3 is an enlarged diagrammatic cross sectional view taken along LINE 3-3 in FIG. 2;

[0021] FIG. 4 is an enlarged diagrammatic rear elevational view taken generally in the direction of ARROW 4 in FIG. 3;

[0022] FIG. 5 is an enlarged exploded diagrammatic perspective view of the area generally enclosed by the dotted curve identified by ARROW 5 in FIG. 4; and

[0023] FIG. 6 is an enlarged exploded diagrammatic perspective view of the area generally enclosed by the dotted curve identified by ARROW 6 in FIG. 4.

4. LIST OF REFERENCE NUMERALS UTILIZED IN THE FIGURES OF THE DRAWING

A. Overall Configuration of the Ladies Carrying Case 10.

[0024] 10 ladies carrying case of embodiment of present invention having first portion 12 specifically configured for easily accessing work-related items 14 and second portion 16 specifically configured for easily accessing cosmetics 18 by not intermingling cosmetics 18 with work-related items 14, while keeping cosmetics 18 on specific pallet 20

[0025] 12 first portion

[0026] 14 work-related items

[0027] 16 second portion

[0028] 18 cosmetics

[0029] 20 specific pallet

B. Specific Configuration of First Portion 12 and Second Portion 16.

[0030] (1) First portion 12

[0031] 22 first pocket of first portion 12

[0032] 24 exterior surface of first pocket 22 of first portion 12

[0033] 26 top of first pocket 22 of first portion 12

[0034] 28 latch of exterior surface 24 of first pocket 22 of first portion 12

[0035] 30 zipper of top 26 of first pocket 22 of first portion 12

[0036] 32 zippered pocket of first pocket 22 of first portion 12

[0037] 34 second pocket of first portion 12

[0038] 35 rear wall of second pocket 34 of first portion 12

[0039] 36 pair of arbitrary pockets of rear wall 35 of second pocket 34 of first portion 12

[0040] 38 pen holder of rear wall 35 of second pocket 34 of first portion 12

[0041] 40 business card organizer pocket of rear wall 35 of second pocket 34 of first portion 12

[0042] 42 front flap of first portion 12

[0043] 44 first living hinge of front flap 42 of first portion 12

[0044] 46 catch of front flap 42 of first portion 12

[0045] 48 replaceable shoulder strap of first portion 12

[0046] 50 pair of side walls of first portion 12

[0047] 52 carrying handle of first portion 12

(2) Second Portion 16.

[0048] 54 open front pocket of second portion 16

[0049] 58 bottom part of open front pocket 54 of second portion 16

[0050] 59 exterior surface of bottom part 58 of open front pocket 54 of second portion 16

- [0051] 60 pair of latches of exterior surface 59 of bottom part 58 of open front pocket 54 of second portion 16
- [0052] 61 top part of open front pocket 54 of second portion 16
- [0053] 62 rear flap of second portion 16
- [0054] 64 second living hinge of rear flap 62 of second portion 16
- [0055] 66 pair of catches of rear flap 62 of second portion 14
- [0056] 68 interior surface of rear flap 62 of second portion 16
- [0057] 70 mirror of interior surface 68 of rear flap 62 of second portion 16

C. Specific Configuration of Specific Pallet 20 of Second Portion 16.

- [0058] 72 perfume pocket of second portion 16 for holding perfume 74
- [0059] 74 perfume
- [0060] 76 make-up powder pocket of second portion 16 for holding make-up powder 78
- [0061] 78 make-up powder
- [0062] 80 tampon compartment pocket of second portion 16 for holding tampons 82
- [0063] 82 tampons
- [0064] 83 arbitrary pouch of second portion 16
- [0065] 84 pair of rows of small straps of second portion 16 for holding mascara 86, comb 88, make-up brush 90, pair of lip sticks 92, and lip gloss 94
- [0066] 86 mascara
- [0067] 88 comb
- [0068] 90 make-up brush
- [0069] 92 pair of lip sticks
- [0070] 94 lip gloss
- [0071] 96 manicure kit of second portion 16 for holding manicure implements 98
- [0072] 98 manicure implements
- [0073] 100 pair of large straps of second portion 16 for holding moisturizer 102 and deodorant 104
- [0074] 102 moisturizer
- [0075] 104 deodorant

D. Specific Configuration of Tampon Compartment Pocket 80 of Specific Pallet 20 of Second Portion 16.

- [0076] 106 open top of tampon compartment pocket 80 of specific pallet 20 of second portion 16 for accessing tampons 82 therein
- [0077] 108 flap of tampon compartment pocket 80 of specific pallet 20 of second portion 16

E. Specific Configuration of Manicure Kit 96 of Specific Pallet 20 of Second Portion 16.

- [0078] 110 hook and loop fasteners of manicure kit 96 of specific pallet 20 of second portion 16
- [0079] 112 open bottom of manicure kit 96 of specific pallet 20 of second portion 16 for accessing manicure implements 98 in manicure kit 96 of specific pallet 20 of second portion 16
- [0080] 114 zipper of manicure kit 96 of specific pallet 20 of second portion 16
- [0081] 116 row of small straps of manicure kit 96 of specific pallet 20 of second portion 16 for holding nail clipper 118, nail file 120, nail polish 122

- [0082] 118 nail clipper
- [0083] 120 nail file
- [0084] 122 nail polish

5. DETAILED DESCRIPTION OF THE PREFERRED EMBODIMENTS

A. Overall Configuration of the Ladies Carrying Case 10.

[0085] Referring now to the figures, in which like numerals indicate like parts, and particularly to FIG. 1, which is a diagrammatic perspective view of the ladies carrying case of an embodiment of the present invention having a first portion specifically configured for easily accessing work-related items and a second portion specifically configured for easily accessing cosmetics by not intermingling the cosmetics with the work-related items, while keeping the cosmetics on a specific pallet, the ladies carrying case of an embodiment of the present invention is shown generally at 10 having a first portion 12 specifically configured for easily accessing work-related items 14 and a second portion 16 specifically configured for easily accessing cosmetics 18 by not intermingling the cosmetics 18 with the work-related items 14, while keeping the cosmetics 18 on a specific pallet 20.

B. Specific Configuration of the First Portion 12 and the Second Portion 16.

[0086] The specific configuration of the first portion 12 and the second portion 16 can best be seen in FIGS. 2 and 3, which are, respectively, an enlarged diagrammatic perspective view of the ladies carrying case of an embodiment of the present invention identified by ARROW 2 in FIG. 1, and an enlarged diagrammatic cross sectional view taken along LINE 3-3 in FIG. 2, and as such, will be discussed with reference thereto.

(1) Specific Configuration of the First Portion 12.

[0087] The first portion 12 and the second portion 16 are attached back-to-back.

[0088] The first portion 12 includes a first pocket 22. The first pocket 22 of the first portion 12 has an exterior surface 24 and a top 26.

[0089] The exterior surface 24 of the first pocket 22 of the first portion 12 has a latch 28 thereon.

[0090] The top 26 of the first pocket 22 of the first portion 12 is selectively closed by a zipper 30.

[0091] The first pocket 22 of the first portion 12 contains a zippered pocket 32.

[0092] The first portion 12 further includes a second pocket 34. The second pocket 34 of the first portion 12 is disposed back-to-back with the first pocket 22 of the first portion 12, is normally open, and has a rear wall 35.

[0093] The rear wall 35 of the second pocket 34 of the first portion 12 contains a pair of arbitrary pockets 36, a pen holder 38, and a business card organizer pocket 40.

[0094] The first portion 12 further includes a front flap 42. The front flap 42 of the first portion 12 extends upwardly and outwardly from the rear wall 35 of the second pocket 34 of the first portion 12, at a first living hinge 44, and provides selective access to the first pocket 22 of the first portion 12 and to the second pocket 34 of the first portion 12.

[0095] The front flap 42 of the first portion 12 has a catch 46 thereon. The catch 46 of the front flap 42 of the first portion 12 selectively engages the latch 28 of the exterior surface 24 of the first pocket 22 of the first portion 12.

[0096] The first portion 12 further includes a replaceable shoulder strap 48 and a pair of side walls 50. The removable shoulder strap 48 of the first portion 12 extends upwardly from the pair of side walls 50 of the first portion 12.

[0097] The first portion 12 further includes a carrying handle 52. The carrying handle 52 of the first portion 12 extends upwardly from the first living hinge 44 of the front flap 42 of the first portion 12.

(2) Specific Configuration of the Second Portion 16.

[0098] The second portion 16 includes an open front pocket 54. The open front pocket 54 of the second portion 16 has the specific pallet 20 thereon. The specific pallet 20 of the open front pocket 54 of the second portion 16 is disposed back-to-back with the rear wall 35 of the second pocket 34 of the first portion 12.

[0099] The open front pocket 54 of the second portion 16 further has a bottom part 58 with an exterior surface 59. The exterior surface 59 of the bottom part 58 of the open front pocket 54 of the second portion 16 has a pair of latches 60 thereon.

[0100] The open front pocket 54 of the second portion 16 further has a top part 61. The second portion 16 further includes a rear flap 62. The rear flap 62 of the second portion 16 extends upwardly and outwardly from the specific pallet 20 of the open front pocket 54 of the second portion 16, at a second living hinge 64, and provides selective access to the open front pocket 54 of the second portion 16.

[0101] The rear flap 62 of the second portion 16 has a pair of catches 66 thereon. The pair of catches 66 of the rear flap 62 of the second portion 16 selectively engage the pair of latches 60 of the exterior surface 59 of the open front pocket 54 of the second portion 16, respectively.

[0102] The rear flap 62 of the second portion 16 further has an interior surface 68. The interior surface 68 of the rear flap 62 of the second portion 16 has a mirror 70 thereon.

C. Specific Configuration of the Specific Pallet 20 of the Second Portion 16.

[0103] The specific configuration of the specific pallet 20 of the second portion 16 can best be seen in FIGS. 3 and 4, which are, respectively, an enlarged diagrammatic cross sectional view taken along LINE 3-3 in FIG. 2, and an enlarged diagrammatic rear elevational view taken generally in the direction of ARROW 4 in FIG. 3, and as such, will be discussed with reference thereto.

[0104] The specific pallet 20 of the second portion 16 includes a perfume pocket 72. The perfume pocket 72 of the specific pallet 20 of the second portion 16 is for holding perfume 74.

[0105] The specific pallet 20 of the second portion 16 further includes a make-up powder pocket 76. The make-up powder pocket 76 of the specific pallet 20 of the second portion 16 is for holding make-up powder 78.

[0106] The specific pallet 20 of the second portion 16 further includes a tampon compartment pocket 80. The tampon compartment pocket 80 of the specific pallet 20 of the second portion 16 is for holding tampons 82.

[0107] The specific pallet 20 of the second portion 16 further includes an arbitrary pouch 83.

[0108] The specific pallet 20 of the second portion 16 further includes a pair of rows of small straps 84. The pair of rows of small straps 84 of the specific pallet 20 of the second

portion 16 are for holding mascara 86, a comb 88, a make-up brush 90, a pair of lip sticks 92, and a lip gloss 94.

[0109] The specific pallet 20 of the second portion 16 further includes a manicure kit 96. The manicure kit 96 of the specific pallet 20 of the second portion 16 is for holding manicure implements 98.

[0110] The specific pallet 20 of the second portion 16 further includes a pair of large straps 100. The pair of large straps 100 of the specific pallet 20 of the second portion 16 are for holding moisturizer 102 and deodorant 104, respectively.

D. Specific Configuration of the Tampon Compartment Pocket 80 of the Specific Pallet 20 of the Second Portion 16.

[0111] The specific configuration of the tampon compartment pocket 80 of the specific pallet 20 of the second portion 16 can best be seen in FIG. 5, which is an enlarged exploded diagrammatic perspective view of the area generally enclosed by the dotted curve identified by ARROW 5 in FIG. 4, and as such, will be discussed with reference thereto.

[0112] The tampon compartment pocket 80 of the specific pallet 20 of the second portion 16 has an open top 106. The open top 106 of the tampon compartment pocket 80 of the specific pallet 20 of the second portion 16 is for accessing the tampons 82 in the tampon compartment pocket 80 of the specific pallet 20 of the second portion 16.

[0113] The tampon compartment pocket 80 of the specific pallet 20 of the second portion 16 has a flap 108. The flap 108 of the tampon compartment pocket 80 of the specific pallet 20 of the second portion 16 selectively closes the open top 106 of the tampon compartment pocket 80 of the specific pallet 20 of the second portion 16.

E. Specific Configuration of the Manicure Kit 96 of the Specific Pallet 20 of the Second Portion 16.

[0114] The specific configuration of the manicure kit 96 of the specific pallet 20 of the second portion 16 can best be seen in FIG. 6, which is an enlarged exploded diagrammatic perspective view of the area generally enclosed by the dotted curve identified by ARROW 6 in FIG. 4, and as such, will be discussed with reference thereto.

[0115] The manicure kit 96 of the specific pallet 20 of the second portion 16 is replaceably attached to the specific pallet 20 of the second portion 16 by hook and loop fasteners 110.

[0116] The manicure kit 96 of the specific pallet 20 of the second portion 16 has an open bottom 112. The open bottom 112 of the manicure kit 96 of the specific pallet 20 of the second portion 16 is for accessing the manicure implements 98 in the manicure kit 96 of the specific pallet 20 of the second portion 16, and is selectively closed by a zipper 114.

[0117] The manicure kit 96 of the specific pallet 20 of the second portion 16 further has a row of small straps 116. The row of small straps 116 of the manicure kit 96 of the specific pallet 20 of the second portion 16 is for holding a nail clipper 118, a nail file 120, nail polish 122.

F. Impressions.

[0118] It will be understood that each of the elements described above or two or more together may also find a useful application in other types of constructions differing from the types described above.

[0119] While the embodiments of the present invention have been illustrated and described as embodied in a ladies carrying case having a portion specifically configured for

easily accessing work-related items and another portion specifically configured for easily accessing cosmetics by not intermingling the cosmetics with the work-related items, while keeping the cosmetics on a specific pallet, however, they are not limited to the details shown, since it will be understood that various omissions, modifications, substitutions, and changes in the forms and details of the embodiments of the present invention illustrated and their operation can be made by those skilled in the art without departing in any way from the spirit of the embodiments of the present invention.

[0120] Without further analysis the foregoing will so fully reveal the gist of the embodiments of the present invention that others can by applying current knowledge readily adapt them for various applications without omitting features that from the standpoint of prior art fairly constitute characteristics of the generic or specific aspects of the embodiments of the present invention.

The invention claimed is:

1. A ladies carrying case, comprising:
 - a) a first portion; and
 - b) a second portion;
 wherein said first portion is specifically configured for easily accessing work-related items; wherein said second portion is operatively connected to said first portion; and wherein said second portion is specifically configured for easily accessing cosmetics by not intermingling the cosmetics with the work-related items, while keeping the cosmetics on a specific pallet.
2. The case of claim 1, wherein said first portion and said second portion are attached back-to-back.
3. The case of claim 1, wherein said first portion includes a first pocket.
4. The case of claim 3, wherein said first pocket of said first portion has an exterior surface; and wherein said exterior surface of said first pocket of said first portion has a latch thereon.
5. The case of claim 3, wherein said first pocket of said first portion has a top; and wherein said top of said first pocket of said first portion is selectively closed by a zipper.
6. The case of claim 3, wherein said first pocket of said first portion contains a zippered pocket.
7. The case of claim 4, wherein said first portion includes a second pocket.
8. The case of claim 7, wherein said second pocket of said first portion is disposed back-to-back with said first pocket of said first portion; and wherein said second pocket of said first portion is normally open.
9. The case of claim 7, wherein said second pocket of said first portion has a rear wall; wherein said rear wall of said second pocket of said first portion contains a pair of arbitrary pockets; wherein said rear wall of said second pocket of said first portion contains a pen holder; and wherein said rear wall of said second pocket of said first portion contains a business card organizer pocket.
10. The case of claim 7, wherein said first portion includes a front flap.
11. The case of claim 10, wherein said front flap of said first portion is one-piece with said rear wall of said second pocket of said first portion;

wherein said front flap of said first portion extends upwardly and outwardly from said rear wall of said second pocket of said first portion, at a first living hinge; and

wherein said front flap of said first portion provides selective access to said first pocket of said first portion and to said second pocket of said first portion.

12. The case of claim 10, wherein said front flap of said first portion has a catch; and

wherein said catch of said front flap of said first portion selectively engages said latch of said exterior surface of said first pocket of said first portion.

13. The case of claim 1, wherein said first portion includes a replaceable shoulder strap;

wherein said first portion includes a pair of side walls; and wherein said removable shoulder strap of said first portion extends upwardly from said pair of side walls of said first portion.

14. The case of claim 11, wherein said first portion includes a carrying handle; and

wherein said carrying handle of said first portion extends upwardly from said first living hinge of said front flap of said first portion.

15. The case of claim 9, wherein said second portion includes an open front pocket.

16. The case of claim 15, wherein said open front pocket of said second portion has said specific pallet thereon; and wherein said specific pallet of said open front pocket of said second portion is disposed back-to-back with said rear wall of said second pocket of said first portion.

17. The case of claim 15, wherein said open front pocket of said second portion has a bottom part;

wherein said bottom part of said open front pocket of said second portion has an exterior surface; and

wherein said exterior surface of said bottom part of said open front pocket of said second portion has a pair of latches thereon.

18. The case of claim 17, wherein said open front pocket of said second portion has a top part;

wherein said second portion includes a rear flap;

wherein said rear flap of said second portion is one-piece with said specific pallet of said open front pocket of said second portion;

wherein said rear flap of said second portion extends upwardly and outwardly from said specific pallet of said open front pocket of said second portion, at a second living hinge; and

wherein said rear flap of said second portion provides selective access to said open front pocket of said second portion.

19. The case of claim 18, wherein said rear flap of said second portion has a pair of catches thereon; and

wherein said pair of catches of said rear flap of said second portion selectively engage said pair of latches of said exterior surface of said open front pocket of said second portion, respectively.

20. The case of claim 18, wherein said rear flap of said second portion has an interior surface; and

wherein said interior surface of said rear flap of said second portion has a mirror thereon.

21. The case of claim 1, wherein said specific pallet of said second portion includes a perfume pocket; and

wherein said perfume pocket of said second portion is for holding perfume.

22. The case of claim **1**, wherein said specific pallet of said second portion includes a make-up powder pocket; and wherein said make-up powder pocket of said second portion is for holding make-up powder.

23. The case of claim **1**, wherein said specific pallet of said second portion includes a tampon compartment pocket; and wherein said tampon compartment pocket of said second portion is for holding tampons.

24. The case of claim **1**, wherein said specific pallet of said second portion includes an arbitrary pouch.

25. The case of claim **1**, wherein said specific pallet of said second portion includes a pair of rows of small straps; and wherein said pair of rows of small straps of said second portion are for holding mascara, a comb, a make-up brush, a pair of lip sticks, and a lip gloss.

26. The case of claim **1**, wherein said specific pallet of said second portion includes a manicure kit; and wherein said manicure kit of said second portion is for holding manicure implements.

27. The case of claim **1**, wherein said specific pallet of said second portion includes a pair of large straps; and wherein said pair of large straps of said second portion are for holding moisturizer and deodorant, respectively.

28. The case of claim **24**, wherein said tampon compartment pocket of said specific pallet of said second portion has an open top; and

wherein said open top of said tampon compartment pocket of said specific pallet of said second portion is for accessing the tampons therein.

29. The case of claim **24**, wherein said tampon compartment pocket of said specific pallet of said second portion has a flap; and

wherein said flap of said tampon compartment pocket of said specific pallet of said second portion selectively closes said open top of said tampon compartment pocket of said specific pallet of said second portion.

30. The case of claim **26**, wherein said manicure kit of said specific pallet of said second portion is replaceably attached to said specific pallet of said second portion by hook and loop fasteners.

31. The case of claim **26**, wherein said manicure kit of said specific pallet of said second portion has an open bottom;

wherein said open bottom of said manicure kit of said specific pallet of said second portion is for accessing the manicure implements therein; and

wherein said open bottom of said manicure kit of said specific pallet of said second portion is selectively closed by a zipper.

32. The case of claim **26**, wherein said manicure kit of said specific pallet of said second portion has a row of small straps; and

wherein said row of small straps of said manicure kit of said specific pallet of said second portion is for holding a nail clipper, a nail file, and nail polish.

* * * * *