



US00D705241S

(12) **United States Design Patent**
Chen et al.

(10) **Patent No.:** **US D705,241 S**

(45) **Date of Patent:** **** May 20, 2014**

(54) **DISPLAY SCREEN WITH GRAPHICAL USER INTERFACE**

(75) Inventors: **Liang Chen**, Bellevue, WA (US); **Chad Michael Roberts**, Snohomish, WA (US); **Dawn Wilson**, Bellevue, WA (US); **Joyce S. Chou**, Seattle, WA (US); **Juan Dai**, Sammamish, WA (US); **Priyanka Singhal**, Bellevue, WA (US)

(73) Assignee: **Microsoft Corporation**, Redmond, WA (US)

(**) Term: **14 Years**

(21) Appl. No.: **29/425,213**

(22) Filed: **Jun. 20, 2012**

(51) **LOC (10) Cl.** **14-04**

(52) **U.S. Cl.**
USPC **D14/485**

(58) **Field of Classification Search**
USPC D14/485-495; 715/715, 727, 728, 763, 715/779, 810, 825, 835, 836, 837, 838, 839, 715/840, 845, 846, 847, 864, 962, 976, 977
See application file for complete search history.

(56) **References Cited**

U.S. PATENT DOCUMENTS

D396,853	S	*	8/1998	Cooper et al.	D14/493
D562,340	S	*	2/2008	Cameron	D14/487
D570,865	S	*	6/2008	Sadler	D14/487
D656,949	S	*	4/2012	Weir et al.	D14/488
D656,951	S	*	4/2012	Weir et al.	D14/488
D656,952	S	*	4/2012	Weir et al.	D14/488
D694,765	S	*	12/2013	Edwards et al.	D14/485

D694,771	S	*	12/2013	Edwards et al.	D14/485
D694,772	S	*	12/2013	Edwards et al.	D14/485
2004/0054985	A1	*	3/2004	Sewell	717/109
2008/0155469	A1	*	6/2008	Uchida	715/810
2010/0235784	A1	*	9/2010	Ording et al.	715/810
2011/0009722	A1	*	1/2011	Amundson et al.	600/324

* cited by examiner

Primary Examiner — Angela J Lee

(74) *Attorney, Agent, or Firm* — Banner & Witcoff, Ltd.

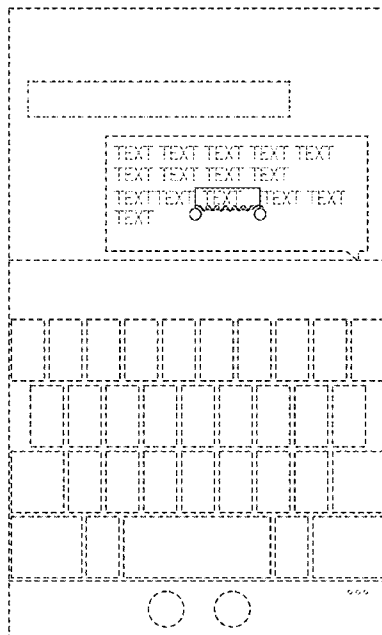
(57) **CLAIM**

The ornamental design for a display screen with graphical user interface, as shown and described.

DESCRIPTION

FIG. 1 is a front view of a display screen with graphical user interface showing the new design;
 FIG. 2 is a front view of the display screen with graphical user interface of FIG. 1 shown with additional disclaimed content;
 FIG. 3 is a front view of a display screen with graphical user interface showing an alternative embodiment of the new design;
 FIG. 4 is a front view of the display screen with graphical user interface of FIG. 3 shown with additional disclaimed content;
 FIG. 5 is an enlarged view of the claimed region of FIG. 1; and,
 FIG. 6 is an enlarged view of the claimed region of FIG. 3.
 The broken line showing of the text, the remainder of the user interface, and display screen and the remainder of the device containing the display screen with graphical user interface in FIGS. 2 and 4 is for environmental purposes only and forms no part of the claimed design.

1 Claim, 6 Drawing Sheets



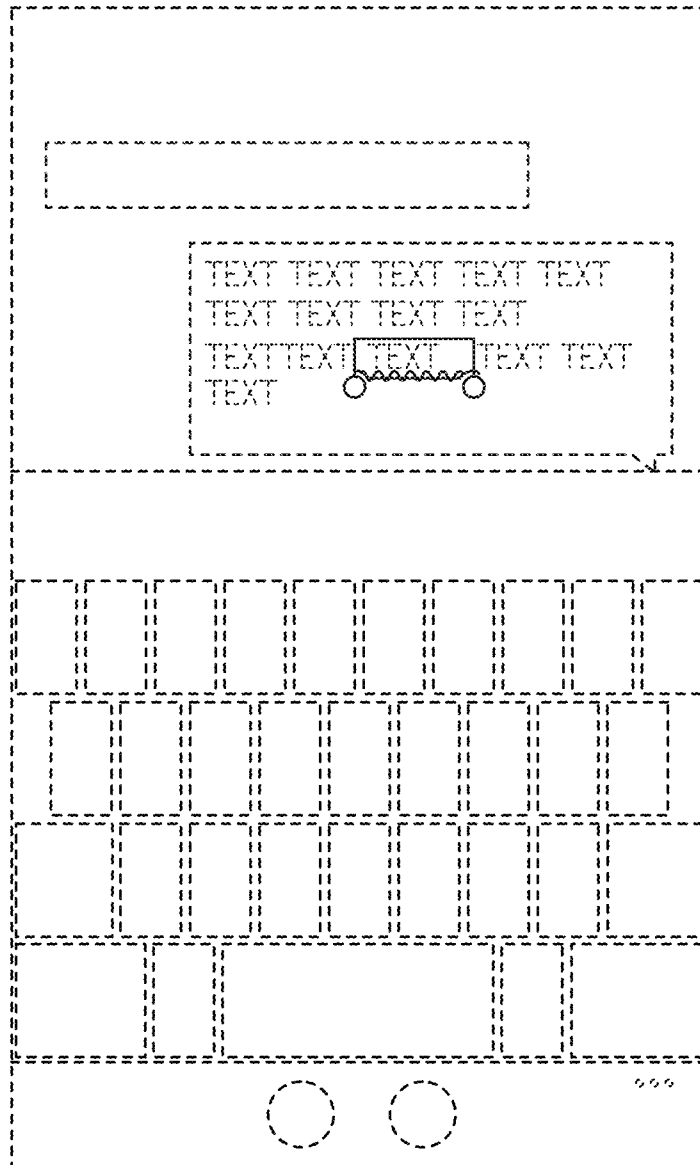


FIG. 1

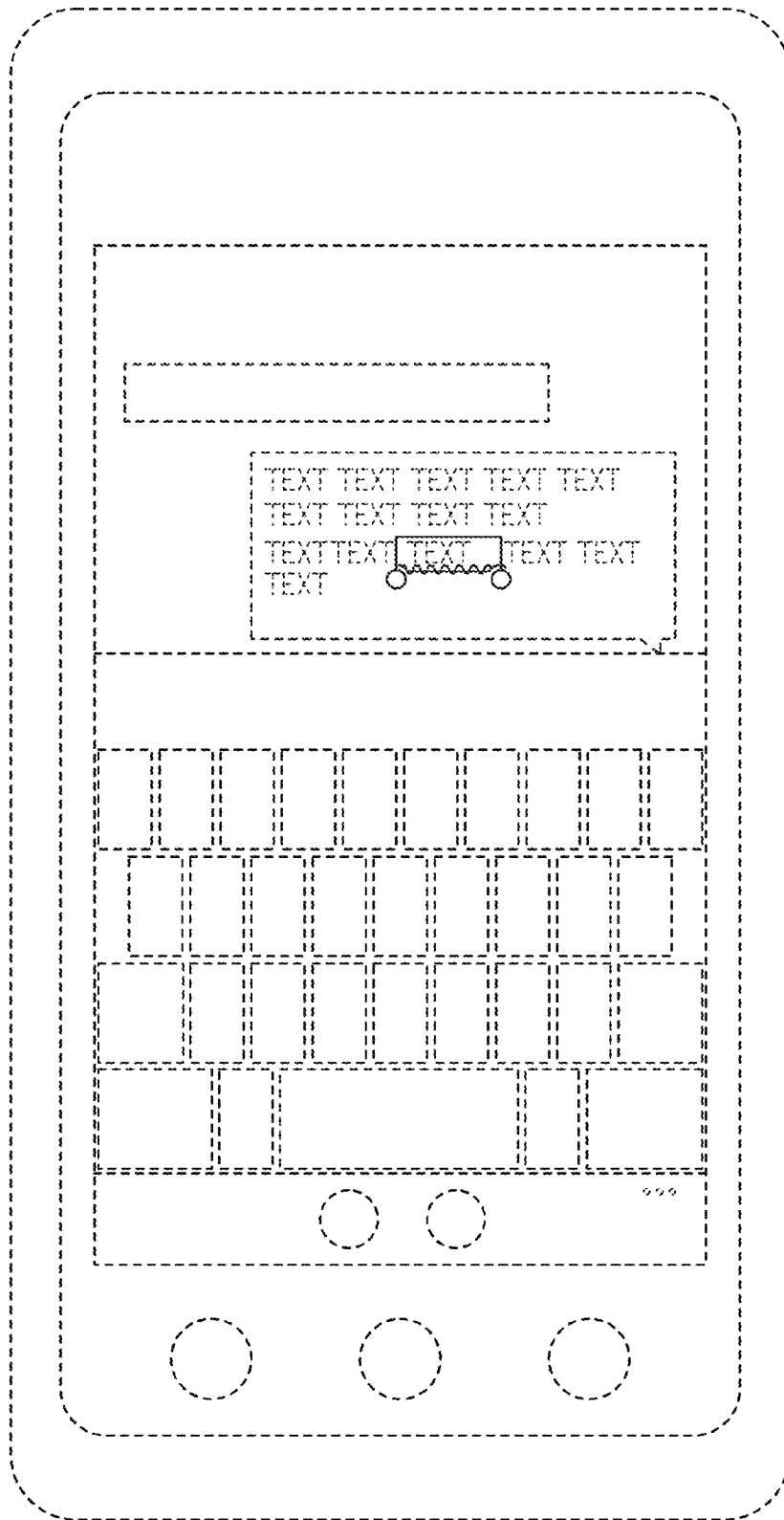


FIG. 2

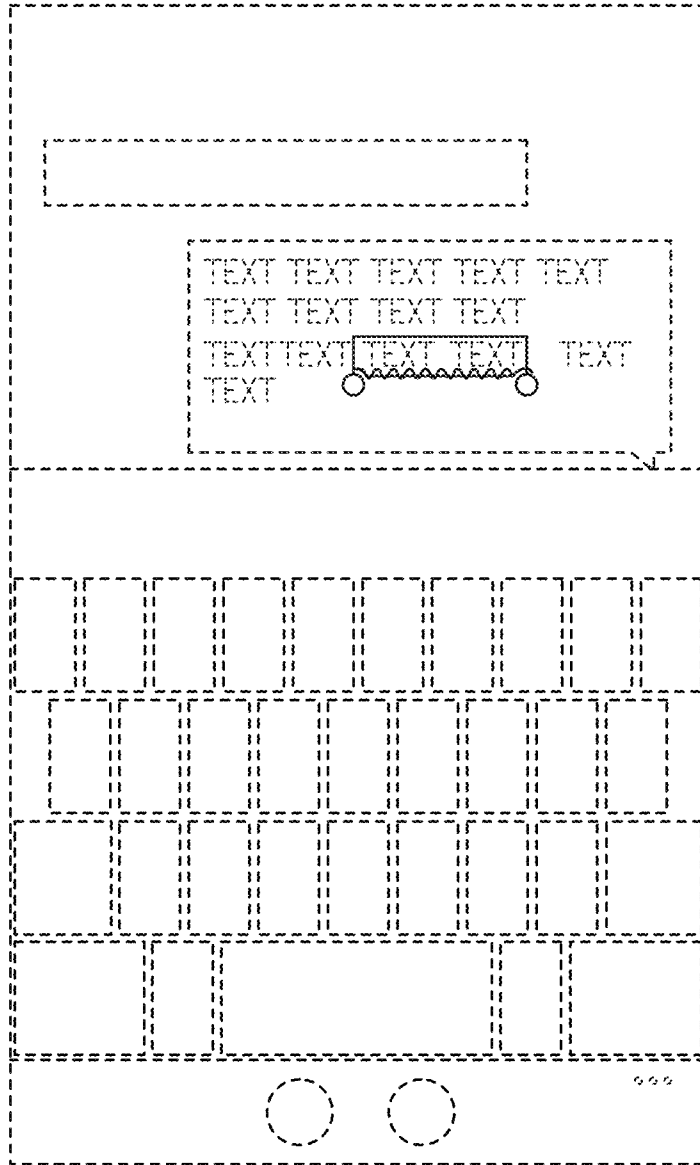


FIG. 3

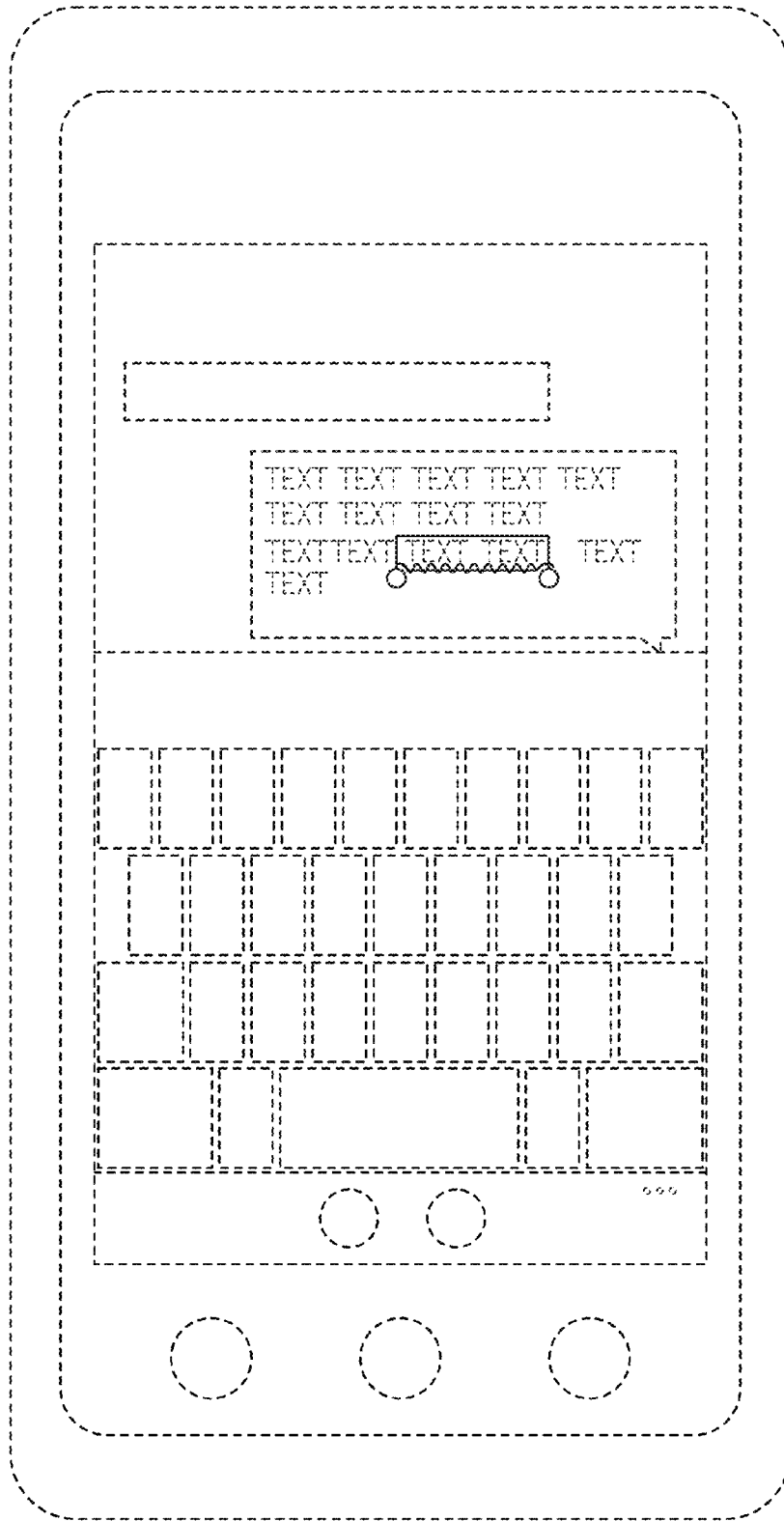


FIG. 4

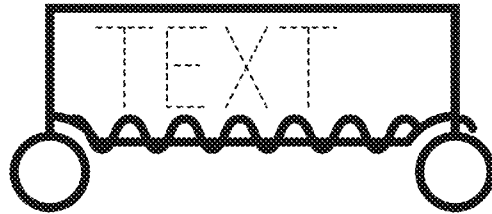


FIG. 5

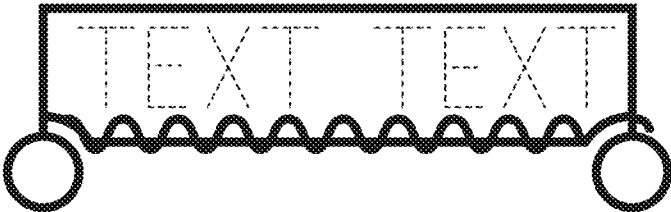


FIG. 6