



- (51) International Patent Classification:  
A61B 18/20 (2006.01) A61B 18/04 (2006.01)  
A61B 18/22 (2006.01)
- (21) International Application Number:  
PCT/US2011/032290
- (22) International Filing Date:  
13 April 2011 (13.04.2011)
- (25) Filing Language: English
- (26) Publication Language: English
- (30) Priority Data:  
12/799,064 15 April 2010 (15.04.2010) US
- (63) Related by continuation (CON) or continuation-in-part (CIP) to earlier application:  
US 12/799,064 (CIP)  
Filed on 15 April 2010 (15.04.2010)
- (71) Applicant (for all designated States except US): LUMENIS LTD. [IL/IL]; PO Box 240, 20692 Yokneam (IL).
- (72) Inventors; and
- (75) Inventors/Applicants (for US only): LEMBERG, Vladimir [US/US]; 4487 Moulin Place, Santa Clara, CA

95054 (US). CHOYE, Ray [US/US]; 1408 Arden Lane, Belmont, CA 94002 (US).

(74) Agents: MIRABITO, A., Jason et al.; Mintz Levin Cohn Ferris Glovsky And Popeo, P.C., One Financial Center, Boston, MA 02111 (US).

(81) Designated States (unless otherwise indicated, for every kind of national protection available): AE, AG, AL, AM, AO, AT, AU, AZ, BA, BB, BG, BH, BR, BW, BY, BZ, CA, CH, CL, CN, CO, CR, CU, CZ, DE, DK, DM, DO, DZ, EC, EE, EG, ES, FI, GB, GD, GE, GH, GM, GT, HN, HR, HU, ID, IL, IN, IS, JP, KE, KG, KM, KN, KP, KR, KZ, LA, LC, LK, LR, LS, LT, LU, LY, MA, MD, ME, MG, MK, MN, MW, MX, MY, MZ, NA, NG, NI, NO, NZ, OM, PE, PG, PH, PL, PT, RO, RS, RU, SC, SD, SE, SG, SK, SL, SM, ST, SV, SY, TH, TJ, TM, TN, TR, TT, TZ, UA, UG, US, UZ, VC, VN, ZA, ZM, ZW.

(84) Designated States (unless otherwise indicated, for every kind of regional protection available): ARIPO (BW, GH, GM, KE, LR, LS, MW, MZ, NA, SD, SL, SZ, TZ, UG, ZM, ZW), Eurasian (AM, AZ, BY, KG, KZ, MD, RU, TJ, TM), European (AL, AT, BE, BG, CH, CY, CZ, DE, DK, EE, ES, FI, FR, GB, GR, HR, HU, IE, IS, IT, LT, LU, LV, MC, MK, MT, NL, NO, PL, PT, RO, RS, SE, SI, SK,

[Continued on next page]

(54) Title: SYSTEM AND METHOD FOR MICROABLATION OF TISSUE

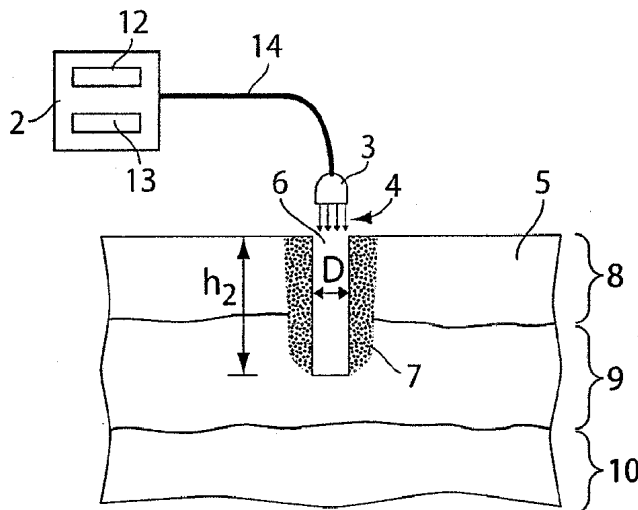


Fig. 2B

(57) Abstract: The present invention generally relates to the field of laser treatment of tissue, and particularly, to a system and method for creating microablated channels in skin. The present invention is more particularly directed to treating subsurface tissue through the created channels.





SM, TR), OAPI (BF, BJ, CF, CG, CI, CM, GA, GN, GQ, — *before the expiration of the time limit for amending the*  
GW, ML, MR, NE, SN, TD, TG). *claims and to be republished in the event of receipt of*  
*amendments (Rule 48.2(h))*

**Published:**

— *with international search report (Art. 21(3))*

**(88) Date of publication of the international search report:**  
2 February 2012

<b>A. CLASSIFICATION OF SUBJECT MATTER</b>		
<i>A61B 18/20(2006.01)i, A61B 18/22(2006.01)i, A61B 18/04(2006.01)i</i>		
According to International Patent Classification (IPC) or to both national classification and IPC		
<b>B. FIELDS SEARCHED</b>		
Minimum documentation searched (classification system followed by classification symbols) A61B 18/20; A61B 18/22; A61B 18/18		
Documentation searched other than minimum documentation to the extent that such documents are included in the fields searched Korean utility models and applications for utility models Japanese utility models and applications for utility models		
Electronic data base consulted during the international search (name of data base and, where practicable, search terms used) eKOMPASS(KIPO internal) & Keywords: laser, pulsed light, microablation, controlling a laser		
<b>C. DOCUMENTS CONSIDERED TO BE RELEVANT</b>		
Category*	Citation of document, with indication, where appropriate, of the relevant passages	Relevant to claim No.
A	US 2008-0071258 A1 (LEMBERG, VLADIMIR et al.) 20 March 2008 See abstract; paragraphs 49, 53, 54; claims 1, 6, 10; figs. 1, 7.	1-19
A	US 2009-0118720 A1 (BLACK, MICHAEL et al.) 07 May 2009 See abstract; paragraph 23; fig. 1; claims 2, 14.	1-19
A	US 6881212 B1 (CLEMENT, ROBERT MARC et al.) 19 April 2005 See abstract; fig. 5; claims 1-6.	1-19
A	KR 10-2007-0044621 A (KIM, HYUK MIN) 30 April 2007 See abstract; fig. 3; claims 1-4.	1-19
<input type="checkbox"/> Further documents are listed in the continuation of Box C. <input checked="" type="checkbox"/> See patent family annex.		
* Special categories of cited documents: "A" document defining the general state of the art which is not considered to be of particular relevance "E" earlier application or patent but published on or after the international filing date "L" document which may throw doubts on priority claim(s) or which is cited to establish the publication date of citation or other special reason (as specified) "O" document referring to an oral disclosure, use, exhibition or other means "P" document published prior to the international filing date but later than the priority date claimed		"T" later document published after the international filing date or priority date and not in conflict with the application but cited to understand the principle or theory underlying the invention "X" document of particular relevance; the claimed invention cannot be considered novel or cannot be considered to involve an inventive step when the document is taken alone "Y" document of particular relevance; the claimed invention cannot be considered to involve an inventive step when the document is combined with one or more other such documents, such combination being obvious to a person skilled in the art "&" document member of the same patent family
Date of the actual completion of the international search 12 DECEMBER 2011 (12.12.2011)		Date of mailing of the international search report <b>15 DECEMBER 2011 (15.12.2011)</b>
Name and mailing address of the ISA/KR  Korean Intellectual Property Office Government Complex-Daejeon, 189 Cheongsu-ro, Seo-gu, Daejeon 302-701, Republic of Korea Facsimile No. 82-42-472-7140		Authorized officer KANG, HEE GOK Telephone No. 82-42-481-8264 

Patent document cited in search report	Publication date	Patent family member(s)	Publication date
US 2008-0071258 A1	20.03.2008	AU 2007-245011 A1	08.11.2007
		CA 2644438 A1	08.11.2007
		EP 2007303 A2	31.12.2008
		EP 2007303 A4	22.06.2011
		US 2011-0077627 A1	31.03.2011
		WO 2007-126999 A2	08.11.2007
		WO 2007-126999 A3	14.08.2008
		WO 2011-130389 A2	20.10.2011
US 2009-0118720 A1	07.05.2009	AU 2002-357185 A1	23.06.2003
		AU 2002-357185 A8	23.06.2003
		AU 2002-359687 A1	23.06.2003
		AU 2002-359687 A8	23.06.2003
		AU 2003-284336 A1	13.05.2004
		AU 2003-284336 B2	13.08.2009
		AU 2003-286609 A1	13.05.2004
		AU 2003-286609 A8	28.02.2008
		AU 2006-214567 A1	24.08.2006
		AU 2006-214567 B2	19.05.2011
		AU 2008-229909 A1	07.05.2009
		CA 2502619 A1	06.05.2004
		CA 2597291 A1	24.08.2006
		CN 100553580 C	28.10.2009
		CN 100591298 C	24.02.2010
		CN 101052358 A0	10.10.2007
		CN 101218530 A0	09.07.2008
		CN 101218530 B	01.09.2010
		CN 101256282 A	03.09.2008
		CN 101256282 C0	03.09.2008
		CN 101387750 A	18.03.2009
		CN 101950081 A	19.01.2011
		CN 1728970 A	01.02.2006
		CN 1728970 C0	01.02.2006
		CN 1902525 A	24.01.2007
		CN 1902525 C0	19.11.2008
		EP 1461177 A2	29.09.2004
		EP 1571972 A2	14.09.2005
		EP 1571972 A3	26.10.2005
		EP 1585432 A2	19.10.2005
		EP 1585432 A4	02.06.2010
		EP 1701666 A1	20.09.2006
		EP 1701666 B1	09.09.2009
		EP 1702228 A1	20.09.2006
		EP 1851060 A2	07.11.2007
		EP 1851581 A2	07.11.2007
JP 04335209 B2	03.07.2009		
JP 04659761 B2	07.01.2011		
JP 2005-513762 A	12.05.2005		
JP 2006-503681 A	02.02.2006		

Patent document cited in search report	Publication date	Patent family member(s)	Publication date
		JP 2007-521518 A	02.08.2007
		JP 2007-531558 A	08.11.2007
		JP 2008-529682 A	07.08.2008
		JP 2009-100802 A	14.05.2009
		JP 2009-501345 A	15.01.2009
		KR 10-1084524 B1	18.11.2011
		KR 10-2006-0129278 A	15.12.2006
		KR 10-2007-0004615 A	09.01.2007
		KR 10-2007-0112176 A	22.11.2007
		US 2003-0109787 A1	12.06.2003
		US 2003-0109860 A1	12.06.2003
		US 2003-0216719 A1	20.11.2003
		US 2004-0082940 A1	29.04.2004
		US 2005-0049582 A1	03.03.2005
		US 2005-0141068 A1	30.06.2005
		US 2005-0154380 A1	14.07.2005
		US 2005-0259306 A1	24.11.2005
		US 2005-0285928 A1	29.12.2005
		US 2006-0119920 A1	08.06.2006
		US 2006-0132882 A1	22.06.2006
		US 2006-0217695 A1	28.09.2006
		US 2006-0217788 A1	28.09.2006
		US 2007-0145146 A1	28.06.2007
		US 2007-0158424 A1	12.07.2007
		US 2007-0179481 A1	02.08.2007
		US 2007-0265606 A1	15.11.2007
		US 2008-0043306 A1	21.02.2008
		US 2008-0068694 A1	20.03.2008
		US 2008-0088901 A1	17.04.2008
		US 2008-0112027 A1	15.05.2008
		US 2008-0208178 A1	28.08.2008
		US 2008-0252956 A1	16.10.2008
		US 2009-0104973 A1	23.04.2009
		US 2010-0067081 A1	18.03.2010
		US 2011-0137302 A1	09.06.2011
		US 7184184 B2	27.02.2007
		US 7196831 B2	27.03.2007
		US 7265884 B2	04.09.2007
		US 7282060 B2	16.10.2007
		US 7295358 B2	13.11.2007
		US 7372606 B2	13.05.2008
		US 7411711 B2	12.08.2008
		US 7480086 B2	20.01.2009
		US 7486426 B2	03.02.2009
		US 7557975 B2	07.07.2009
		US 7636186 B2	22.12.2009
		US 7646522 B2	12.01.2010
		US 7652810 B2	26.01.2010
		US 7924488 B2	12.04.2011
		US 7982936 B2	19.07.2011

Patent document cited in search report	Publication date	Patent family member(s)	Publication date
		WO 03-049892 A2	19.06.2003
		WO 03-049892 A3	19.06.2003
		WO 03-050506 A2	19.06.2003
		WO 03-050506 A3	19.06.2003
		WO 2004-037068 A2	06.05.2004
		WO 2004-037068 A3	06.05.2004
		WO 2004-037069 A2	06.05.2004
		WO 2004-037069 A3	06.12.2007
		WO 2005-063138 A1	14.07.2005
		WO 2005-066685 A1	21.07.2005
		WO 2006-020554 A2	23.02.2006
		WO 2006-020554 A3	23.02.2006
		WO 2006-071850 A2	06.07.2006
		WO 2006-071850 A3	06.07.2006
		WO 2006-088744 A2	24.08.2006
		WO 2006-088744 A3	24.08.2006
		WO 2006-088993 A2	24.08.2006
		WO 2006-088993 A3	24.08.2006
US 6881212 B1	19.04.2005	AU 2000-29247 A1	28.09.2000
		AU 2000-29247 B2	01.04.2004
		BR 0010374 A	05.02.2002
		CA 2364104 A1	14.09.2000
		CN 1342058 A0	27.03.2002
		EP 1158923 A1	05.12.2001
		GB 9905173 D0	28.04.1999
		IL 145235 D0	30.06.2002
		JP 2002-537940 A	12.11.2002
		KR 10-2001-0109307 A	08.12.2001
		RU 2001124608 A	10.03.2004
		WO 00-53114 A1	14.09.2000
KR 10-2007-0044621 A	30.04.2007	None	