

O. LINDEMANN.

Bird Cages.

No. 135,567.

Patented Feb. 4, 1873.

Fig. 1.

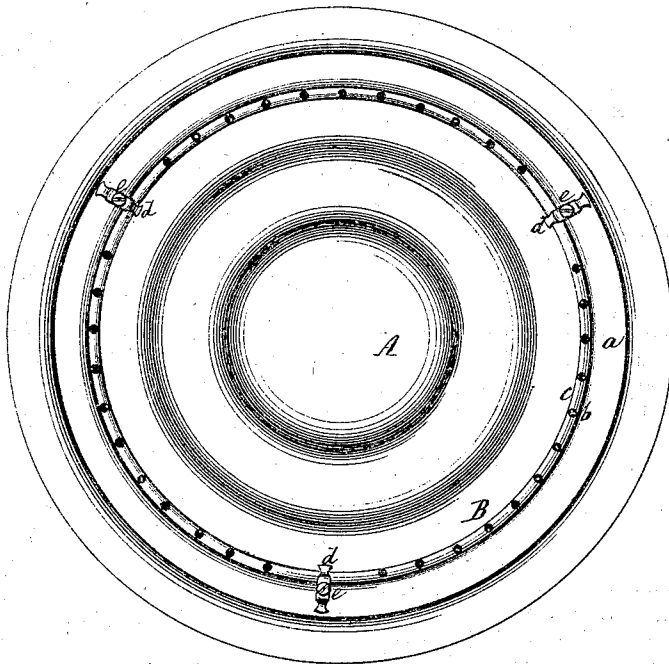


Fig. 2.

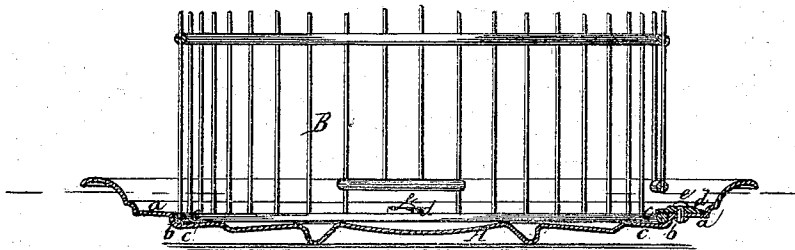
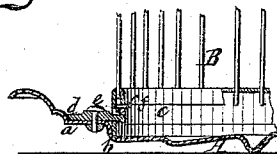


Fig. 3.



Witnesses.  
Chas. Waktus  
Ernst Bilhuber.

Inventor.  
Otto Lindemann  
per  
Van Santvoord & Hauff  
Attorneys

# UNITED STATES PATENT OFFICE.

OTTO LINDEMANN, OF NEW YORK, N. Y.

## IMPROVEMENT IN BIRD-CAGES.

Specification forming part of Letters Patent No. 135,567, dated February 4, 1873.

*To all whom it may concern:*

Be it known that I, OTTO LINDEMANN, of the city, county, and State of New York, have invented a new and useful Improvement in Bird-Cages; and I do hereby declare the following to be a full, clear, and exact description thereof, which will enable those skilled in the art to make and use the same, reference being had to the accompanying drawing forming part of this specification, in which drawing—

Figure 1 represents a horizontal section of my invention. Fig. 2 is a vertical central section of the same. Fig. 3 is a similar section of a modification of the same.

Similar letters indicate corresponding parts.

This invention consists in the arrangement of an annular platform on the dish of a bird-cage, said platform being made to support two or more swivel-buttons, while its inner edge forms a circular shoulder or recess to receive the bottom ring of a bird-cage in such a manner that, by the annular platform, a good bearing-surface for the swivel-buttons is obtained, and that when said buttons are turned back the bird-cage can be readily and conveniently set into the circular recess of the dish, and, by turning the buttons forward, the cage is firmly retained in position.

In the drawing, the letter A designates the dish of a bird-cage, which is stamped up or otherwise produced of sheet metal or any other suitable material. This dish is provided with an annular platform, *a*, the inner edge of which forms a shoulder or recess, *b*, (see Figs. 2 and 3,) which serves to retain the bottom ring *c* of a bird-cage, B, against lateral displacement. On the annular platform *a* of the dish A are secured two or more buttons, *d*,

which turn on pivots *e*, the surface of the platform being made flat, so that the buttons can be swiveled thereon in either direction. Said buttons are so placed that the same, when turned in the proper direction, will not project beyond the inner edge of the platform, and if all the buttons are brought in this position the bird-cage can be freely set into the recess *b*. This recess is of such a depth that the upper surface of the bottom ring of the cage sinks down to a level with the surface of the annular platform *a*, and if the buttons *d* are turned to the position shown in the drawing they catch over the bottom ring and retain the cage firmly in position. If the bottom ring *c* is made in the form of a cross-band, as shown in Fig. 3, the recess *b* in the dish A cannot be made deep enough to allow the buttons *d* to turn over the top edge of said cross-band. In this case I provide the cross-band with slots *f* to admit the buttons *d*, as shown in this figure of the drawing.

This invention is applicable to round, polygonal, or square cages, and it is intended particularly for large cages, such as parrot-cages, the buttons *d* being so arranged that the bird or animal inclosed in the cage cannot open the same.

What I claim as new, and desire to secure by Letters Patent, is—

The swivel-buttons *d* arranged upon the flat surface of the platform *a* for confining the bottom ring *c* of a bird-cage in the recess *b*, substantially as herein shown and described.

OTTO LINDEMANN.

Witnesses:

W. HAUFF,

E. F. KASTENHUBER.