



US00D346216S

United States Patent [19]

[11] Patent Number: Des. 346,216

Irons

[45] Date of Patent: ** Apr. 19, 1994

[54] HOME ENEMA BOARD KIT

[76] Inventor: **Marlene J. Irons**, 22455 Adobe Rd., Cottonwood, Calif. 96022

[**] Term: **14 Years**

[21] Appl. No.: **846,435**

[22] Filed: **Mar. 6, 1992**

[52] U.S. Cl. **D24/132**

[58] Field of Search **604/276, 356; 128/DIG. 26; 4/420; D24/112, 111, 108, 107, 132**

[56] References Cited

U.S. PATENT DOCUMENTS

D. 154,346	6/1949	Thompson	D24/132
D. 262,656	1/1982	Johnson	D24/112
D. 282,781	2/1986	Lowder	D24/132
D. 334,234	3/1993	Williams	D24/132
2,852,025	9/1958	Wessels	604/276
4,645,497	2/1987	Lowder	604/276

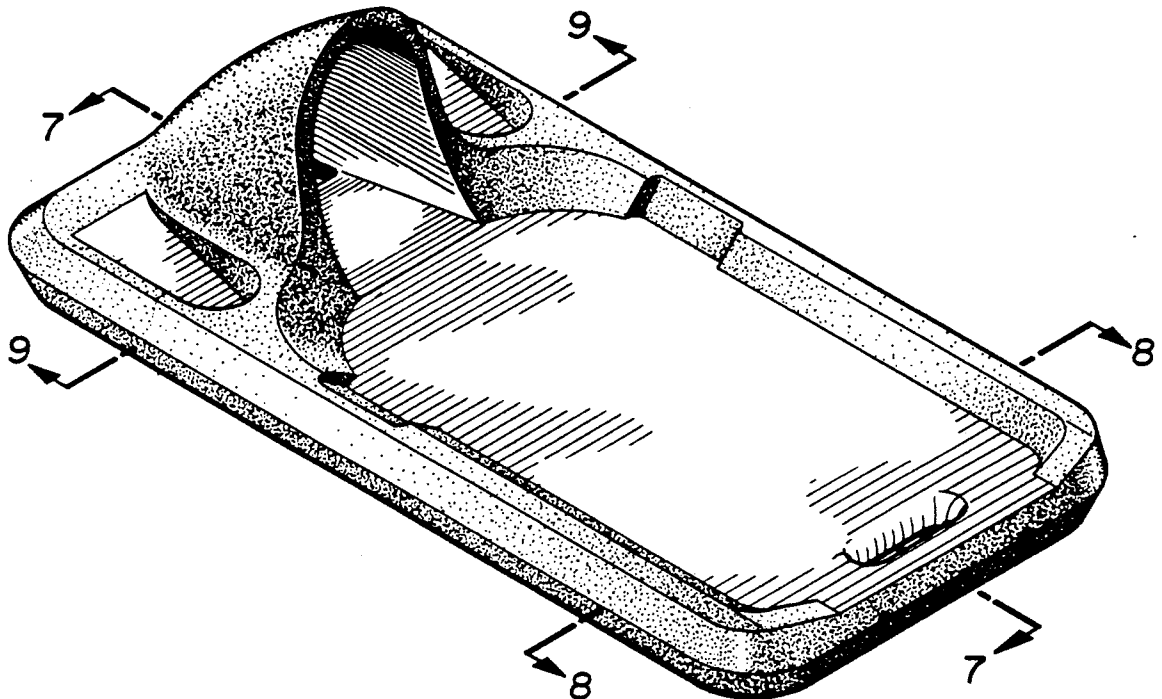
Primary Examiner—Stella Reid
Attorney, Agent, or Firm—Leonard Bloom

[57] CLAIM

The ornamental design for a home enema board kit, as shown and described.

DESCRIPTION

FIG. 1 is a perspective view of a home enema board kit showing my new design;
 FIG. 2 is a right side elevational view thereof which is substantially equivalent to the left side elevational view;
 FIG. 3 is a top plan view thereof;
 FIG. 4 is a front end view thereof;
 FIG. 5 is a rear end view thereof;
 FIG. 6 is a bottom plan view thereof;
 FIG. 7 is a cross-sectional view taken along the lines 7—7 of FIG. 1;
 FIG. 8 is a cross-sectional view taken along the lines 8—8 of FIG. 1; and,
 FIG. 9 is a cross-sectional view taken along the lines 9—9 of FIG. 1.



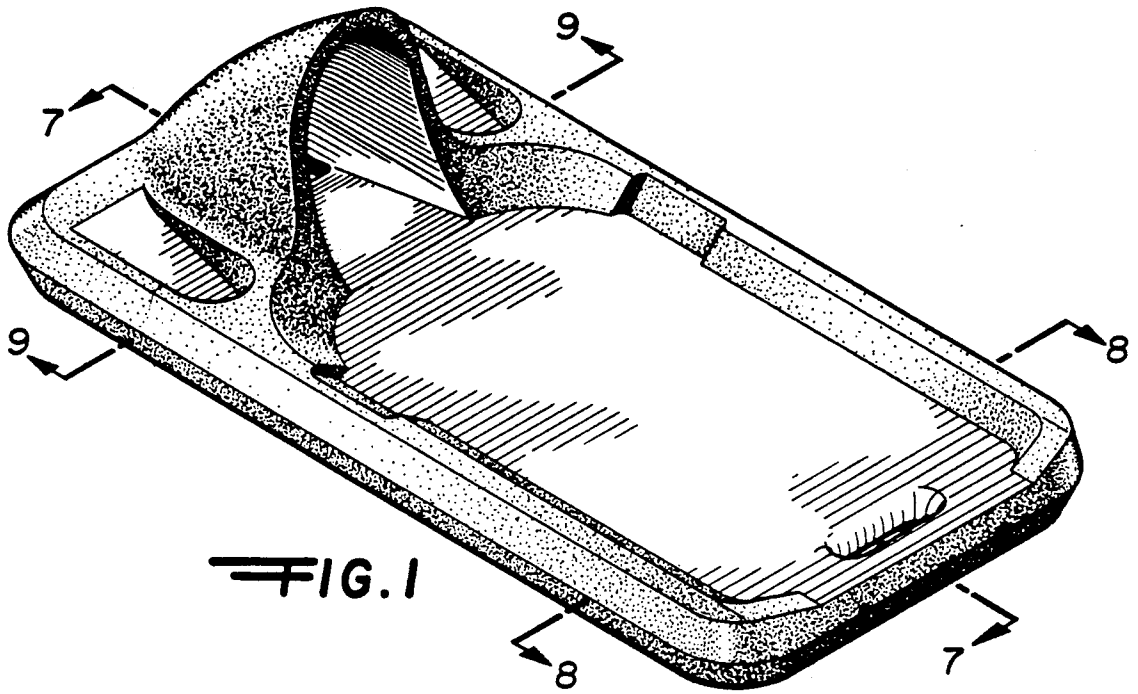


FIG. 1

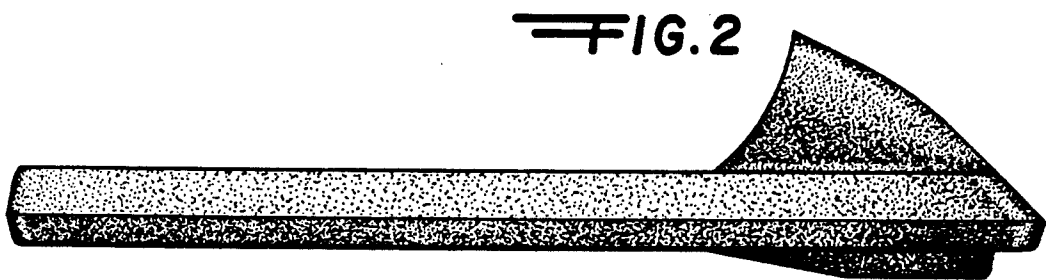


FIG. 2

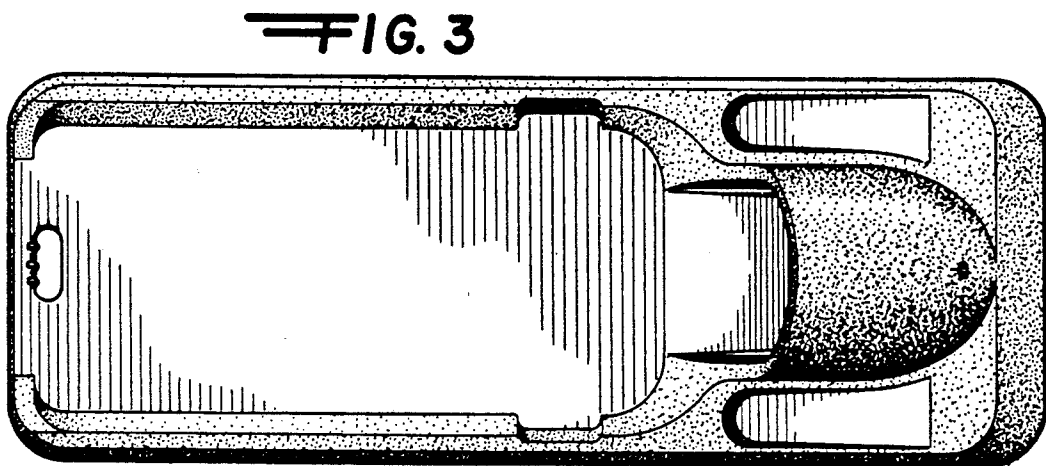


FIG. 3

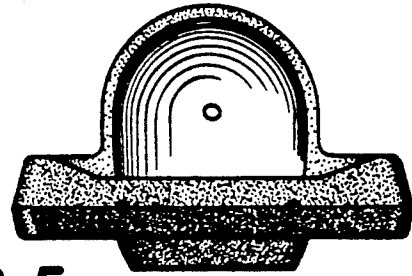
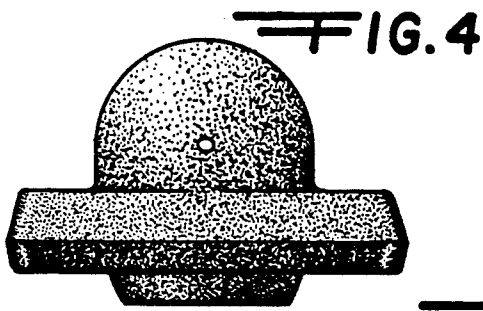


FIG. 5

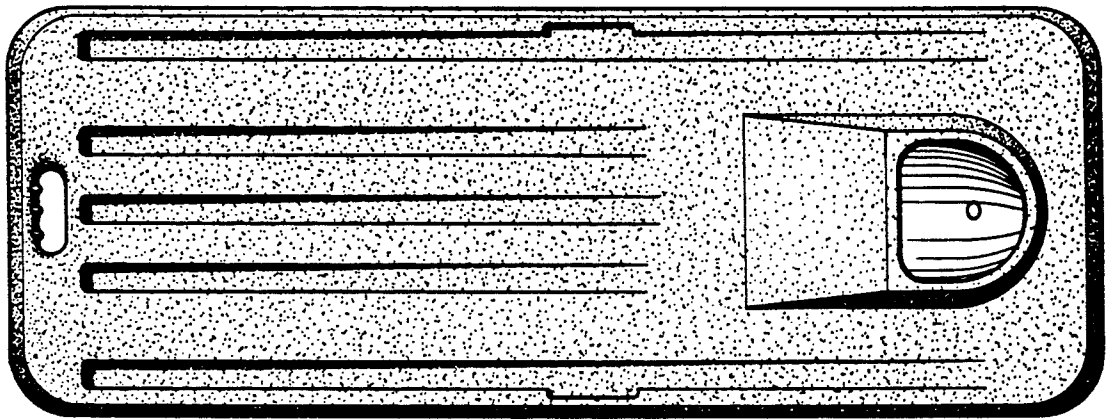


FIG. 6

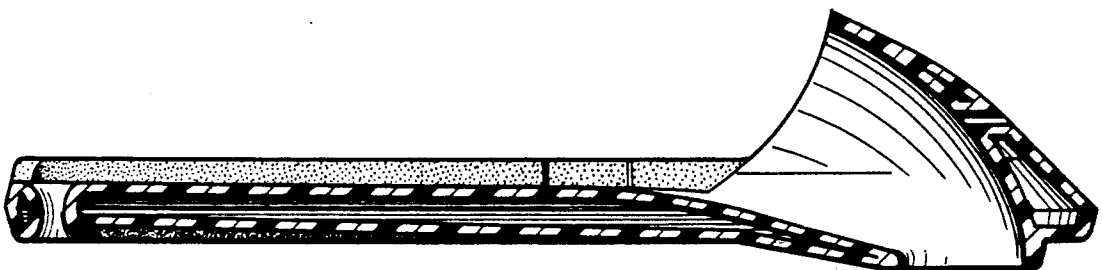


FIG. 7



FIG. 8




FIG. 9