

(12) STANDARD PATENT
(19) AUSTRALIAN PATENT OFFICE

(11) Application No. **AU 2012247863 B2**

(54) Title
Method for solution hardening of a cold deformed workpiece of a passive alloy, and a member solution hardened by the method

(51) International Patent Classification(s)
C23C 8/26 (2006.01) **C23C 8/34** (2006.01)

(21) Application No: **2012247863** (22) Date of Filing: **2012.04.27**

(87) WIPO No: **WO12/146254**

(30) Priority Data

(31) Number	(32) Date	(33) Country
PA 2011 70208	2011.04.28	DK

(43) Publication Date: **2012.11.01**

(44) Accepted Journal Date: **2016.06.16**

(71) Applicant(s)
Expanite A/S

(72) Inventor(s)
Christiansen, Thomas Lundin;Hummelshoj, Thomas Strabo;Somers, Marcel A. J.

(74) Agent / Attorney
Freehills Patent Attorneys, Level 43 101 Collins Street, Melbourne, VIC, 3000

(56) Related Art
EP 2278038
WO 2004/007789
US 2009/0218011
US 5503687



- (51) International Patent Classification:
C23C 8/26 (2006.01) C23C 8/34 (2006.01)
- (21) International Application Number:
PCT/DK2012/050139
- (22) International Filing Date:
27 April 2012 (27.04.2012)
- (25) Filing Language: English
- (26) Publication Language: English
- (30) Priority Data:
PA 2011 70208 28 April 2011 (28.04.2011) DK
- (71) Applicant (for all designated States except US): **EXPAN-
ITE A/S** [DK/DK]; Diplomvej 378, DK-200 Lyngby
(DK).
- (72) Inventors; and
- (75) Inventors/Applicants (for US only): **CHRISTIANSEN,
Thomas Lundin** [DK/DK]; Vestervej 7, DK-3600 Fre-
derikssund (DK). **HUMMELSHOJ, Thomas Strabo**
[DK/DK]; Segelckesvej 1, DK-2000 Frederiksberg (DK).
SOMERS, Marcel A.J. [NL/DK]; Molleparken 232, DK-
7190 Billund (DK).
- (74) Agents: **HEEBØLL-NIELSEN, Anders** et al.; Awapatent
A/S, Rigsgade 11, DK-1316 København K (DK).

- (81) Designated States (unless otherwise indicated, for every kind of national protection available): AE, AG, AL, AM, AO, AT, AU, AZ, BA, BB, BG, BH, BR, BW, BY, BZ, CA, CH, CL, CN, CO, CR, CU, CZ, DE, DK, DM, DO, DZ, EC, EE, EG, ES, FI, GB, GD, GE, GH, GM, GT, HN, HR, HU, ID, IL, IN, IS, JP, KE, KG, KM, KN, KP, KR, KZ, LA, LC, LK, LR, LS, LT, LU, LY, MA, MD, ME, MG, MK, MN, MW, MX, MY, MZ, NA, NG, NI, NO, NZ, OM, PE, PG, PH, PL, PT, QA, RO, RS, RU, RW, SC, SD, SE, SG, SK, SL, SM, ST, SV, SY, TH, TJ, TM, TN, TR, TT, TZ, UA, UG, US, UZ, VC, VN, ZA, ZM, ZW.
- (81) Designated States (unless otherwise indicated, for every kind of regional protection available): ARIPO (BW, GH, GM, KE, LR, LS, MW, MZ, NA, RW, SD, SL, SZ, TZ, UG, ZM, ZW), Eurasian (AM, AZ, BY, KG, KZ, RU, TJ, TM), European (AL, AT, BE, BG, CH, CY, CZ, DE, DK, EE, ES, FI, FR, GB, GR, HR, HU, IE, IS, IT, LT, LU, LV, MC, MK, MT, NL, NO, PL, PT, RO, RS, SE, SI, SK, SM, TR), OAPI (BF, BJ, CF, CG, CI, CM, GA, GN, GQ, GW, ML, MR, NE, SN, TD, TG).

Published:
— with international search report (Art. 21(3))

(54) Title: METHOD FOR SOLUTION HARDENING OF A COLD DEFORMED WORKPIECE OF A PASSIVE ALLOY, AND A MEMBER SOLUTION HARDENED BY THE METHOD

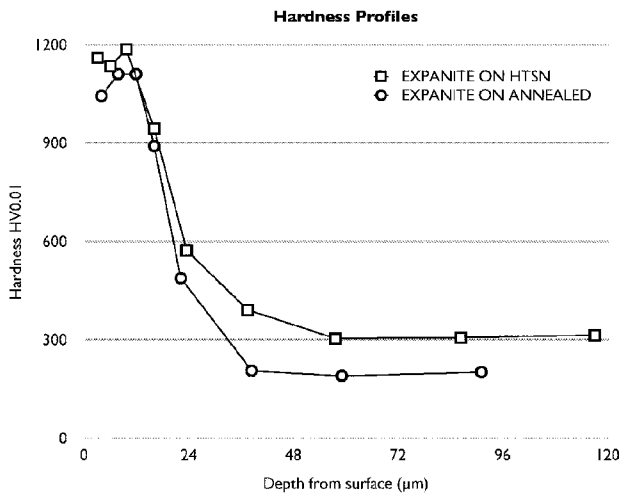


Fig. 7

(57) Abstract: The invention relates to a method for method for formation of expanded austenite and/or expanded martensite by solution hardening of a cold deformed workpiece of a passive alloy, which method comprises a first step of dissolving at least nitrogen in the workpiece at a temperature T1, which is higher than the solubility temperature for carbide and/or nitride and lower than the melting point of the passive alloy, and a subsequent second step of dissolving nitrogen and/or carbon in the work piece at a temperature T2, which is lower than the temperature at which carbides and/or nitrides form in the passive alloy. The invention further relates to a member, such as a lock washer for securing bolts or nuts prepared using the method.

Method for solution hardening of a cold deformed workpiece of a passive alloy, and a member solution hardened by the method.

Technical field

5 The invention relates to a method for formation of expanded austenite and/or expanded martensite by solution hardening of a cold deformed workpiece of a passive alloy. The method provides a hardened alloy in which substantially no carbides and/or nitrides are formed. The method also provides a corrosion resistant surface while retaining the core strength of the material obtained
10 from the cold deformation. The invention further relates to a member solution hardened by the method. Such members are particularly relevant in the fields of medico, food, automotive, chemical, petrochemical, pharmaceutical, marine, package, watches, cutlery/tableware, medical, energy, pulp & paper, mining, or waste water technology.

15

Background

Stainless steel and other passive alloys are typically materials with good corrosion resistance, but with relatively poor tribological characteristics, e.g. adhesive wear characteristics. To solve this problem stainless steel and comparable alloys can be surface hardened at low temperature (below 450-550°C)
20 by dissolution of nitrogen and/or carbon, by which is obtained a zone of so-called expanded austenite or alternatively expanded martensite. This zone is a supersaturated solution of carbon and/or nitrogen in austenite or martensite and is metastable with respect to carbide/nitride formation. Such low
25 temperature processes can be based on gas, plasma or molten salt; gas processes require use of special activation techniques, whereas for plasma and salt bath activation is immediately achieved and no special treatment is necessary. Thereby a surface zone is obtained in the material, which surface zone contains large amounts of nitrogen and/or carbon; this is due to the
30 relatively low process temperature. The material thereby becomes surface hardened and retains its corrosion resistance. Most passive alloys, such as stainless steel, however cannot immediately be solution hardened with nitrogen and/or carbon, since these passive alloys have an impermeable oxide layer, also called the passive layer, which is the reason for the good corrosion

characteristics, but which prevents solution of e.g. nitrogen and carbon. Special techniques for removal of this passive layer are therefore required. These techniques are known to the skilled person.

- 5 Most employed technological components are used in a machined condition, which means that the material is inhomogeneously cold deformed (plastically deformed). In many applications such cold deformation is desirable from a component-strength-consideration; the component would not work if it did not have the strength increase from the work hardening induced by cold de-
- 10 formation. This creates a big problem if such cold machined components are surface hardened in a low temperature process, so that the surface is changed to expanded austenite or martensite under uptake of nitrogen and/or carbon. The presence of plastic deformation (defects in the micro-
- 15 reaction of nitrogen and carbon with e.g. chromium (Cr), which is an alloying element in stainless steel. Consequently an amount of Cr is removed from solid solution and bound as chromium nitride/chromium carbide. This implies that the corrosion characteristics are deteriorated because less chromium is available for maintenance of the passive layer. In local areas such Cr-
- 20 depletion can be pronounced and result in loss of corrosion protection at the surface of the area. The precipitation of nitrides/carbides is called sensitisation. In particular on dissolution of nitrogen this phenomenon is very pronounced, because chromium nitrides are more stable than chromium carbides and can be formed at lower temperature. This means that the temperature at
- 25 the low-temperature process must be lowered (further) to avoid sensitisation, which is undesirable since the process thereby proceeds more slowly. For extreme degrees of deformation in stainless steel there is perhaps not even a lower limit to sensitisation.
- 30 At low-temperature hardening of cold deformed stainless steel workpieces sensitisation will occur in connection with the low-temperature dissolution of nitrogen and/or carbon, which takes place at temperatures below 550°C. To solve the problem with sensitisation in cold deformed materials upon low-temperature surface hardening a full annealing of the components has -
- 35 where possible - been made by a so-called austenitisation in vacuum or hy-

drogen atmosphere. Full annealing is a process, which is carried out at temperatures above 1020°C, typically in the range 1020-1120°C. Thereby the cold deformation in the material is annihilated and the low-temperature dissolution can be carried out without the risk of sensitisation. However, the process provides the problem that the strength of the cold-worked metal is reduced - this is referred to as a so-called egg shell effect in the material, i.e. the material becomes soft with a hard thin surface, when the workpiece is subsequently low-temperature hardened. By carrying out an austenitisation the core strength of the material is reduced to that of annealed material, and this process requires that the core strength of the treated component is a design parameter of less importance.

Another possibility is to employ a carburising process where only carbon is dissolved in the material at low temperature, i.e. formation of carbon expanded austenite. Sensitisation is not as critical for carbon dissolution as it is for nitrogen dissolution (nitriding and nitrocarburising) and hence leads to less influence on the corrosion resistance. However, for components with a strong degree of cold deformation even this is considered detrimental. Another disadvantage by only employing carbon dissolution is that a lower surface hardness is obtained than for nitrogen dissolution and that the composition profile (hardness) cannot be adjusted in the same way (see e.g. EP 1095170 B1 and WO 2006/136166 A1).

In e.g. Georgiev et al, *Journal of Materials Science and Technology*, Vol. 4, 1996, No. 4, pp. 28 and Bashchenko et al, *Izvestiya Akademii Nauk SSSR. Metally*, no 4, 1985, pp. 173-178, it is shown that nitrogen and/or carbon can be dissolved in stainless steel at high temperature (above about 1050°C) under equilibrium conditions. It is shown that by employing high temperatures the problem with permeation of the passive layer of stainless steel can be bypassed, since this becomes unstable at these high temperatures. It is also described that the solubility temperature for chromium carbide and chromium nitride lies below this temperature. Consequently, carbides and/or nitrides are not formed at these high temperatures. The solubility of nitrogen/carbon is however relatively limited and for austenitic stainless steels no actual surface hardening occurs; this applies in particular for carbon. To avoid precipi-

tation of carbides/nitrides during cooling a fast cooling rate is required. For martensitic stainless steel types a significant hardening of the surface can take place by fast cooling; however, the hardening effect is at a significantly lower level than obtained by processes for formation of expanded austenite.

5

WO 2008/124239 suggests a hybrid carburisation process with intermediate rapid quench, according to which a carbon hardened surface in a metal workpiece can be formed without forming carbide precipitates by subjecting the workpiece to both high temperature carburisation and low temperature carburisation, wherein immediately after high-temperature carburisation, the
10 workpiece is rapidly quenched to a temperature below which carbide precipitates form. The rapid quenching may be accomplished using e.g. immersion of the workpiece in water, oil or other cooling medium such as a gas or molten salt. WO 2008/124239 fails to recognize the issues of cold-deformation
15 and formation of carbides and/or nitrides during a subsequent low-temperature hardening.

There is a need for a method which allows low temperature dissolution of nitrogen and/or carbon for hardening of passive alloys such as stainless steel,
20 where the problems with sensitisation and/or adjusting the composition profile are solved.

To overcome the problem with sensitisation in connection with low temperature nitriding and/or carburising of cold deformed workpieces the prior art
25 suggests to anneal the material first, so that partial or full re-crystallisation is obtained; alternatively only a recovery of the material. Thereby the cold deformation in the material, and the strengthening obtained from the cold deformation, is annihilated, but on the other hand the low temperature dissolution can be carried out without problems with sensitisation. However, this
30 solution fails to provide components having high core strength.

The aim of the present invention is to provide a method, which allows the formation of expanded austenite or expanded martensite by low temperature nitriding and/or carburising of products shaped through cold deformation and
35 prepared from passive alloys, in particular stainless steel, without sensitisa-

tion occurring in the workpiece and where the strengthening effect obtained is comparable to or possibly even larger than the strengthening effect obtained by cold deformation.

Summary of the invention

5 In one aspect of the invention there is provided a method for formation of expanded austenite and/or expanded martensite by solution hardening of a cold deformed workpiece of a passive alloy based on iron, nickel and/or cobalt and comprising at least 10% chromium, which method comprises:

- 10 - a first step of dissolving at least nitrogen using N₂ gas in the workpiece at a temperature T₁, which is at least 1050°C and lower than the melting point of the passive alloy, wherein dissolution of nitrogen at temperature T₁ is performed to obtain a diffusion depth in the range of 50 µm to 5 mm,
- an intermediate step of cooling the workpiece after the dissolution step at temperature T₁ to a temperature which is lower than the temperature at which carbides and/or
- 15 nitrides form in the passive alloy, wherein the cooling from the temperature 900°C to 700°C is performed in less than 60 seconds; and
- and a subsequent second step of dissolving nitrogen and/or carbon in the workpiece at a temperature T₂ of at least 300°C, which temperature T₂ is lower than the temperature at which carbides and/or nitrides form in the passive alloy.

20 Description of the invention

The present invention relates to a method for formation of expanded austenite and/or expanded martensite by solution hardening of a cold deformed workpiece of a passive alloy, which method comprises a first step of dissolving at least nitrogen in the workpiece at a temperature T₁, which is higher than the solubility temperature for

25 carbide and/or nitride and lower than the melting point of the passive alloy, and a subsequent second step of dissolving nitrogen and/or carbon in the workpiece at a temperature T₂, which is lower than the temperature at which carbides and/or nitrides form in the passive alloy.

The first step of dissolving nitrogen in the workpiece at a temperature higher than the

30 solubility temperature for nitride significantly improves the core strength of the passive alloy, such as stainless steel, in comparison to only re-crystallisation annealing of the

material prior to low temperature hardening. The high temperature dissolution of nitrogen is done at temperatures above the austenisation temperature of the alloy, e.g. at least or above 1050°C and below the melting point of the alloy. The strengthening effect of this high-temperature nitriding is, surprisingly, sufficient to compensate for the loss of strength caused by annihilating the cold deformation while the workpiece is kept at the high temperature during nitriding. Furthermore, the high-temperature nitriding allows that low temperature hardening can be performed at higher temperatures than usual without creating problems with formation of nitrides and/or carbides, and that it is easier to activate the passive surface on the material at the subsequent low temperature surface hard-ening process. Thus, the formation of the hardened zone is accelerated. Furthermore, better corrosion characteristics are obtained, since nitrogen exists in solid solution.

A significant improvement of the hardening of passive alloys can be obtained by the high temperature dissolution of nitrogen followed by low temperature

nitriding, carburising or nitrocarburising. Any passive alloy in which expanded austenite or expanded martensite may form is relevant to the invention, and stainless steel is preferred, in particular cold deformed austenitic stainless steel.

5

The subsequent low temperature dissolution of nitrogen and/or carbon, which takes place at temperatures below the temperature at which carbides and/or nitrides form in the passive alloy, such as below 450-550°C dependent on the process, may in the subsequent second step be carried out on a material,
10 which does not contain plastic deformation, but which has a strength on level with a plastically deformed workpiece. This means that the risk of sensitisation is reduced significantly. The presence of nitrogen and optionally carbon in solid solution in stainless steel have even been found to give a faster low temperature process, than can be obtained using methods of the prior art,
15 since the diffusion coefficients of nitrogen and carbon increase with increasing carbon/nitrogen content. Thus, in certain examples the passive alloy is a stainless steel containing nitrogen and/or carbon.

With the present invention it is possible to carry out a low temperature hard-
20 ening of passive materials, and in particular stainless steel, of even strongly cold deformed components without occurrence of sensitisation of the material and without loss of strength. Cold deformed material treated with the method of the invention may even obtain a significantly better corrosion resistance than untreated material. Conducted experiments have shown that the
25 strength which is obtained by dissolution of nitrogen and optionally carbon in stainless steel at high temperature, typically above 1050°C, may give a (core) strength or substrate bearing capacity, which is sufficient to compensate for the loss of strength which occurs when the cold deformation is removed by recrystallisation while heating to and maintaining the high tem-
30 perature during nitriding. That is, although the strength obtained from cold deformation is lost, this loss is compensated by the strength obtained from solution hardening with nitrogen and optionally carbon. Even relatively small amounts of nitrogen give a significant increase of strength to provide the bearing capacity, which is necessary for wear resistant expanded austenite.

35

The method of the present invention provides manufactured members having at least the same strength as cold deformed members and at the same time better corrosion resistance, and further provides the advantage of taking less time to perform.

5

Dissolution at temperature T1 and at temperature T2 may be performed using any appropriate technology. For example dissolution at temperature T1 and at temperature T2 may be performed in a gaseous process, e.g. using a gas containing nitrogen, such as ammonia, preferably N₂. Dissolution may also be performed using ion implantation, salt bath or plasma. It is preferred that dissolution at temperature T1 and temperature T2 are carried out using gas, since this is a cheap and efficient solution and because all types of geometries may be treated uniformly, and there is a good temperature uniformity. Moreover, the use of a gas process means that the process is within the framework of the laws of thermodynamics, which means that there are very well controlled processing conditions. It is further an advantage to employ gas because it has surprisingly been found that the high temperature process of the invention makes the surface easier to activate using gas in the low temperature process. It is thus easier to remove the impermeable oxide layer (passive layer), which is found on passive materials *after* a high temperature dissolution. It is assumed that this is attributable to the presence of nitrogen and optionally carbon which is dissolved at high temperature.

10
15
20

The low temperature process may be carried out immediately after the high temperature process, but this is not mandatory. It is also possible to perform the two processes with an offset in time and place. If the processes are carried out immediately after each other, e.g. with a cooling step between the first and the second dissolution step, it is possible to avoid that a passivation of the surface occurs and hence activation prior to the low temperature process is superfluous. Thus, the invention also relates to an example wherein dissolution at temperature T2 takes place immediately after cooling from temperature T1 without the passivation/activation of the surface in-between the execution of the high temperature process and the low temperature process. This may be done in the same furnace. When using gas the relevant gases containing nitrogen and/or carbon for use in the low temperature proc-

25
30
35

ess may be supplied immediately when the material is cooled to temperature T2. However, the cooling is advantageously done using argon without any nitrogen present during cooling. An advantage of using gaseous processing is that it is possible to use gases, which do not activate the surface at temperature T2 in the low temperature process. Other advantages of this example are that the hardening process thereby can be made cheaper and quicker.

A further advantage of the method of the invention is that better corrosion characteristics are obtained, since nitrogen exists in solid solution. Dissolution of carbon does not change the corrosion characteristics. The material may be considered to be a nitrogen-containing alloy, if the component is fully saturated with nitrogen. This will often be the case for thin-walled workpieces, e.g. workpieces with a material thickness of up to 4 mm, such as a thickness of 2-4 mm, which are treated with the method of the invention. Stainless steel workpieces which are treated with the method of the invention therefore have a far better corrosion resistance compared to workpieces, which solely are treated with the low temperature process (see the examples). An aspect of the invention relates to a thin-walled component, or workpiece, of a cold deformed metal or alloy treated according to the method of the invention.

For thin-walled components the material may be fully saturated with nitrogen by the high temperature process. In thick material a surface zone of up to several millimetres, e.g. up to about 5 mm, may be obtained where nitrogen is in solid solution. In both cases the bearing capacity of the material will be increased and comparable to what may be obtained by cold deformation. In an example of the invention dissolution of nitrogen at temperature T1 is performed to obtain a diffusion depth in the range of 50 μm to 5 mm, which allows that workpieces with a thickness of up to about 10 mm are fully saturated with nitrogen so that particularly strong workpieces are obtained. In general, the method provides that a thickness of expanded austenite or expanded martensite of at least 5 μm is obtained in the workpiece, and the hardness of the expanded austenite zone or the expanded martensite zone is at least 1000 HV, such as more than 1050 HV.

The method may further comprise the intermediate step of cooling the workpiece after the dissolution step at temperature T1 to a temperature which is lower than the temperature at which carbides and/or nitrides form in the passive alloy, and in a specific example of the invention dissolution at temperature T2 takes place immediately after cooling from dissolution at temperature T1 without the occurrence of a passivation of the surface. In a certain example cooling after the first dissolution process at temperature T1 takes place especially quickly, e.g. in a period of no more than 60 seconds, in the temperature interval in which there is the largest tendency for sensitisation and formation of precipitations, such as nitrides and/or carbides, for the relevant alloy. For stainless steel it has been found that this in particular takes place in the interval from 900 to 700°C where the material should be cooled quickly. In one embodiment the workpiece is cooled from 900 to 700°C in less than 60 seconds. In a preferred embodiment the workpiece is cooled from 900 to 700°C in less than 30 seconds. Thereby the formation of carbides and/or nitrides is substantially avoided, and this is an advantage since these can react with the alloying elements in stainless steel, such as chromium. The depletion of alloying elements from solid solution and binding of these as nitrides and/or carbides is suppressed and the corrosion resistance characteristics are maintained.

In a preferred example the first dissolution step is performed in a gas, such as a gas containing N₂, e.g. substantially pure N₂ without other gases than unavoidable impurities, and the cooling step is preferably also performed in a gas, which may be the same gas as that used in the first dissolution step. However, it is preferred that the gas in the cooling step is an inert gas not containing nitrogen (an nitrogen-free inert gas) with argon being particularly preferred. In the context of the invention an "inert gas" is a gas that does not contain any substantial amount of molecules which interact with elements of the alloy; any inert gas not containing nitrogen is contemplated in the invention, or mixtures of gases. When an inert gas is employed in the cooling step it has surprisingly been found that the workpiece treated in the method of the invention has a corrosion resistance, which is even superior to the corrosion resistance obtained using other cooling gases, or when the cooling step is performed using other methods. In particular, gases containing nitrogen are

believed to accelerate formation of nitrides when the cooling is performed in a gas containing nitrogen compared to cooling in an inert gas, so that a more robust and flexible method is provided with a cooling step using an inert gas. Cooling in an nitrogen-free inert gas may also allow longer cooling times than
5 60 s, but preferably cooling is performed in a nitrogen-free inert gas in less than 30 s, such as in less than 10 s.

The present inventors have further found that the advantageous effect of using an inert gas not containing nitrogen on the corrosion resistance of a
10 workpiece may also be obtained without subjecting the workpiece to the second dissolution step. Thus, in a further aspect the invention relates to a method for solution hardening of a cold deformed workpiece of a passive alloy, which method comprises the steps of:

dissolving at least nitrogen in the workpiece at a temperature T_1 , which is
15 higher than the austenisation temperature and lower than the melting point of the passive alloy,

cooling the workpiece after the dissolution step to a temperature which is lower than the temperature at which carbides and/or nitrides form in the passive alloy, wherein the cooling step takes place in an inert gas not containing
20 nitrogen.

The method according to this aspect may be combined freely with features relating to the method according to the first aspect, and all such combinations are contemplated in the present invention. For example, all features and
25 variations discussed for the first dissolution step at temperature T_1 are relevant in the method according to this second aspect. Likewise, the method of the second aspect may also include a subsequent step of dissolving nitrogen and/or carbon in the workpiece at a temperature T_2 , which is lower than the temperature at which carbides and/or nitrides form in the passive alloy.

30

In another aspect the invention relates to a member solution hardened by the method of the first aspect or the above-mentioned further aspect. Any workpiece may be treated in the method, although it is preferred that the workpiece has a thickness of up to about 10 mm, since this will provide that the
35 resulting member is fully saturated with nitrogen. Members which are solu-

tion hardened according to a method of the first aspect or the further aspect may be used in any technological field. Fields of particular relevance comprise members for use in the technical areas of medico, food, automotive, chemical, petrochemical, pharmaceutical, marine, package, watches, cutlery/tableware, medical, energy, pulp & paper, mining or waste water technologies. Members of particular interest comprise valves (butterfly valves, ball valves, control valves), steering bolts, nuts, washers, fasteners, nozzles, pumps, machinery components, semiconductor ASML, ferrule parts, ball bearings and bearing gages, pneumatic parts, membranes etc.

10

In a further aspect the invention relates to a member solution hardened by the method according to the first aspect or the further aspect, where the member is a valve part or a part used in a valve.

15 In a further aspect the invention relates to a member solution hardened by the method according to the first aspect or the further aspect, where the member forms an outer surface area of a design object, such as a clips for holding paper or notes, a sign plate, a holder, a lid of a box, cutlery, a watch, or a plate mounted together with a handle or a plate forming part of a lamp.

20

In a further aspect the invention relates to a member solution hardened by the method according to the first aspect or the further aspect, where the member is part of a bearing, such as a part of a ball bearing, a part of a roller bearing, or a bearing cage.

25

In a further aspect the invention relates to a member solution hardened by the method according to the first aspect or the further aspect, where the member is part of medical equipment, or medical instruments, or dental equipment, or dental instruments, or is a medical instrument or a dental instrument.

30

In a further aspect the invention relates to a member solution hardened by the method according to the first aspect or the further aspect, where the member is part of pharmaceutical equipment, such as a plate, a nozzle, a shim, a pipe, or a grid.

35

In a further aspect the invention relates to a member solution hardened by the method according to the first aspect or the further aspect, where the member is part of a car, such as a plate, a part in the exhaust system, a filter
5 part, an engine part, a fixture, a handle, or a part having a decorative surface.

Figures of the drawings

Fig. 1 shows an isothermal transformation diagram (TTT diagram) for a nitrogen-containing austenitic stainless steel.
10

Fig. 2a shows a set of lock washers.

Fig. 2b shows a set of lock washers with a bolt and nut.

Fig. 3 shows photomicrographs of a lock washer treated in a prior art method (left) and a lock washer treated by the method of the invention (right).

15 Fig. 4 shows photomicrographs of a lock washer treated in a prior art method (left) and a lock washer treated by the method of the invention (right).

Fig. 5 shows photomicrographs of a sample of AISI 316 treated in a prior art method (left) and by the method of the invention (right).

20 Fig. 6 shows photomicrographs of a sample of AISI 304 treated in a prior art method (left) and in the method of the invention (right).

Fig. 7 shows hardness profiles of stainless steel treated in a prior art method and by the method of the invention.

Fig. 8 shows lock washers treated in two different embodiments of the method of the invention.

25 Fig. 9 shows photomicrographs of samples of AISI 316 treated in a prior art method (right) and by the method of the invention (left).

Definitions

In the context of the present invention the terms "expanded austenite" and
30 "expanded martensite" describe an austenite or martensite, respectively, which has been supersaturated with nitrogen or carbon, or nitrogen and carbon (with respect to nitride or carbide formation). Expanded austenite and expanded martensite may be specified as nitrogen-expanded or carbon-expanded, or the expansion may be specified as nitrogen- and carbon-
35 expanded. However, in the context of the invention "expanded austenite" and

“expanded martensite” generally refer broadly to austenite or martensite, respectively, expanded with nitrogen, carbon or any combination of nitrogen and carbon. A review of expanded austenite is provided by T.L. Christiansen and M.A.J. Somers (2009, *Int. J. Mat. Res.*, 100: 1361-1377), the contents of which are hereby included by reference. Any alloy in which “expanded austenite” or “expanded martensite” may be formed is contemplated for the method of the invention. Expanded austenite or expanded martensite may form in the surface of an alloy when the alloy is subjected to solution of nitrogen or carbon, or nitrogen and carbon, and the expanded austenite or expanded martensite may also be referred to as a “zone” of expanded austenite or expanded martensite. In the context of the present invention the term “zone” should be understood in relation to the thickness of the treated material so that “zone” is comparable to the thickness of expanded austenite or expanded martensite. The method of the invention provides that a thickness of expanded austenite or expanded martensite of at least 5 μm is obtained in the workpiece; the thickness of the expanded austenite or expanded martensite may be up to about 50 μm or higher.

In terms of the invention an “alloying element” may refer to a metallic component or element in the alloy, or any constituent in the analysis of the alloy. In particular, alloys of relevance in the method of the invention comprise an element that may form nitrides and/or carbides with present nitrogen and carbon, respectively. The method of the invention advantageously provides a surface free from nitrides and carbides of alloying elements. It is however also contemplated in the invention that an alloy may comprise only a single metallic element capable of forming nitrides and/or carbides. An alloy may also comprise other elements, such as semi-metallic elements, inter-metallic elements, or non-metallic elements. Alloying elements capable of forming nitrides and/or carbides may typically be metallic elements providing corrosion resistance to the alloy due to formation of a passive oxide layer with the alloying element. The terms “nitride” and “carbide” as used in the context of the invention refer to nitrides and carbides formed between alloying elements and nitrogen and carbon, respectively. An exemplary nitride is chromium nitride, CrN or Cr_2N although terms “nitride” and “carbide” are not limited to nitrides and carbides with chromium.

By the term "passive" in connection with alloys or metals is to be understood an alloy, which has an oxide layer on the surface. The alloy can be both self-passivating or be passivated as a consequence of a process to which the alloy is subjected. Belonging to the group of self-passivating alloys are those, which have a strong affinity to oxygen (e.g. Cr, Ti, V), including alloys containing such alloying elements (e.g. stainless steel which essentially is an Fe-based alloy containing at least 10.5 % Cr).

10 By the term "cold deformation" (also named "cold working") is to be understood a plastic deformation induced in the material by external forces at a temperature below the recrystallization temperature of the material. Cold deformation may be provided by an actual plastic shape change, such as forging, extrusion, shaping, drawing, pressing, or rolling, and may also be
15 caused by machining such as turning, milling, punching, grinding or polishing etc, or by a combination of these processes.

By the term "sensitisation" is to be understood that nitrogen or carbon have formed nitrides and carbides, respectively, by reaction with one or more alloying elements otherwise utilized to form the protective oxide layer on the surface, as for example chromium in stainless steel. When sensitisation occurs, the free content of the alloying element, such as chromium, in solid solution is lowered to a level, which is no longer sufficient to maintain a complete protective oxide layer, which means that the corrosion characteristics
20 are deteriorated.
25

By the term "solubility temperature for carbide and/or nitride" is to be understood the temperature at which nitrides/carbides are not stable, and where already formed nitrides/carbides are dissolved. In general, alloys comprising metallic alloying elements capable of forming nitrides and/or carbides will
30 have a temperature interval in which nitrides and/or carbides may form when nitrogen and carbon, respectively, are present. Thus, above this temperature interval, nitrides and carbides will not form, and already formed nitrides/carbides are dissolved. When nitrides or carbides exist, i.e. sensitisation has occurred, these carbides can generally only be removed by exposing
35

the sensitised metal to a temperature above the austenisation temperature. Furthermore, such alloys have a temperature below the temperature interval, where nitrides and carbides will not form, although nitrides or carbides already formed in an alloy cannot be removed at the low temperature.

5

The "austenisation temperature" is typically the temperature used when heat treating an alloy in order to dissolve carbides, and "austenisation temperature" may thus correspond to the "solubility temperature for carbide". At the austenisation temperature the alloy is in the austenitic phase. The temperature at which a steel alloy changes phase from ferrite to austenite is typically at a somewhat lower temperature than the austenisation temperature.

The austenisation temperature as well as the temperature at which carbides and/or nitrides form in a passive alloy are generally well-known to the skilled person. Likewise is the temperature below which nitrides or carbides will not form generally known to the skilled person. Furthermore is the melting temperature of the alloy generally known to the skilled person. The temperatures may depend on the composition of the passive alloy, and for any given composition these temperatures are furthermore easily determined experimentally by the skilled person.

The alloying contents mentioned are expressed in percent by weight. With respect to compositions of alloys or of gas unavoidable impurities may naturally also be present, even if this is not specifically mentioned.

25

Further description of the invention

Fig. 1 shows an example of an isothermal transformation diagram (TTT diagram) for a nitrogen-containing austenitic stainless steel; the stainless steel has the composition Fe-19Cr-5Mn-5Ni-3Mo-0.024C-0.69N (from J.W. Simmons, PhD thesis, Oregon Graduate Institute of Science and Technology 1993). In Fig. 1 the temperature interval in which nitrides may begin to form is indicated with "Cr₂N". In the method of the invention the first step of dissolving nitrogen in the passive alloy is thus performed at a temperature T1 above the austenisation temperature and the second step of dissolving nitrogen and/or carbon is performed at a temperature T2 below the temperature

35

interval where nitrides and/or carbides can form. Thus, temperature T1 is higher than temperature T2. It is preferred that the workpiece is cooled, e.g. within a time span of 60 seconds, after the first dissolution step at temperature T1 to a temperature which is lower than the temperature at which carbides and/or nitrides form in the passive alloy. The passive alloy of the workpiece will thus be stabilised with respect to formation of nitrides and/or carbides, and the second dissolution step may then be performed as desired. The austenisation temperature may also be referred to as "high" temperature in the context of the invention. Likewise, the temperature below the temperature at which carbides and/or nitrides form is also referred to as "low" temperature.

The method of the invention comprises steps of dissolving nitrogen and/or carbon in the passive alloy. The step of dissolving nitrogen may also be referred to as the "dissolution of nitrogen" or "nitriding", and likewise step of dissolving carbon may also be referred to as the "dissolution of carbon" or "carburising". When both nitrogen and carbon are dissolved in the same process step may be referred to as "nitrocarburising".

In a certain aspect the invention relates to a member solution hardened by the method of the invention. In the contexts of the invention "treated" should be understood broadly. In particular, the term "treated" means that method of the invention has been employed in the manufacture of the member. Thus, the invention also relates to a member manufactured using the method of the invention and the terms "treated in" and "manufactured using" may be used interchangeably. The method of the invention may be the last step in the manufacture of the member or a member treated by the method may also be subjected to further processing steps to provide the final member.

In the context of the present invention a "thin-walled component" is a component of a size allowing the component to be fully saturated with nitrogen and/or carbon in the method of the invention. Thus, a "thin-walled component" may have a material thickness, e.g. in its smallest dimension, of up to, and including, about 10 mm, such as a thickness of about 2 mm to about 4 mm or a thickness in the range from 0.2 mm to 8 mm, or a thickness in the

range from 0.4 mm to 6 mm, or a thickness in the range from 0.5 mm to 5 mm, or a thickness in the range from 1.5 mm to 4.5 mm,. The method may be used with any thin-walled component.

- 5 The novel and unique way in which one or more of the above aims is obtained, is by the provision of a method for formation of expanded austenite and/or expanded martensite by solution hardening of a cold deformed work-
10 piece of a passive alloy, which method comprises a first step of dissolving at least nitrogen in the workpiece at a temperature T1, which is higher than the solubility temperature for carbide and/or nitride and lower than the melting
15 point of the passive alloy, and a subsequent second step of dissolving nitrogen and/or carbon in the workpiece at a temperature T2, which is lower than the temperature at which carbides and/or nitrides form in the passive alloy.
- 20 The invention is especially suitable for stainless steels and comparable alloys, where expanded austenite or martensite can be obtained in a low temperature dissolution process. In general, alloys based on iron, nickel and/or cobalt comprising chromium are relevant for the method. The chromium content may vary and may as an example be up to about 10 %. In other examples
25 the chromium content may be at about 10 % or at least 10%. Thus, the invention in one example relates to a method for solution hardening of a cold deformed workpiece of stainless steel. Nitrogen and optionally also carbon can be dissolved in the stainless steel at a temperature, which is higher than the austenisation temperature of the stainless steel, e.g. the solubility tem-
30 perature for carbide and/or nitride for present alloying elements, such as chromium. Even relatively small amounts of nitrogen give a significant increase in strength to provide a load bearing capacity, which is necessary for wear resistant expanded austenite. In an example of the invention the hardness of the expanded austenite zone or the expanded martensite zone is at
35 least 1000 HV.

In an example of the invention the stainless steel is an austenitic steel. This material is relatively soft compared to e.g. martensitic stainless steel. Therefore, it is especially advantageous for this material that nitrogen and option-
35 ally carbon is dissolved at the high temperature process. Thereby, it is ob-

tained that the austenitic steel receives a sufficient core strength to compensate for the loss of strength, which takes place when the cold deformation is annihilated and that it is then possible to dissolve nitrogen and/or carbon at low temperature without problems with precipitation, such as nitrides and/or carbides. In further examples of the invention the passive alloy is selected from the group comprising stainless steel, austenitic stainless steel, martensitic stainless steel, ferritic stainless steel, precipitation hardenable (PH) stainless steel or ferritic-austenitic stainless steel; a ferritic-austenitic stainless steel may also be referred to as a duplex stainless steel.

10

The content of nitrogen and optionally carbon, which is dissolved at the high temperature process in stainless steel will typically be less than 1 % by weight, but may, if desired, be higher. This may e.g. be obtained by applying a higher nitrogen and optionally carbon activity, for example in the form of a higher partial pressure of N_2 in a gaseous process. The content of nitrogen and/or carbon, which is obtained in stainless steel at the low temperature dissolution may be as high as 14 % by weight and 6 % by weight, respectively.

20 In a preferred example the above dissolution of nitrogen and/or carbon takes place at the temperature T_1 using gas, which contains nitrogen and optionally carbon, but it may also be performed by ion implantation, plasma assistance or by salt bath. In a preferred example a nitrogen containing gas, such as N_2 , is used. The pressure of the gas may be up to several bar, but it may also be below 1 bar, such as 0.1 bar. It is an advantage to employ gas, since all types of geometries may be treated uniformly and there is a good temperature uniformity.

In an example of the invention dissolutions are performed at temperature 30 T_1 and temperature T_2 using gas. The gas contains nitrogen and/or carbon. In certain examples dissolution at temperature T_2 is performed in a process selected from the group comprising a gas-based process, ion implantation, salt bath or plasma.

In an example of the invention a diffusion depth of 50 μm to 5 mm is obtained by dissolution of nitrogen and optionally carbon at temperature T1. This provides both a hard surface and a strengthening of the core of the material. Thereby a full hardening of thin-walled components with a material

5 thickness comparable with, or up to about twice the dissolution depth, may be obtained since dissolution normally takes place from both sides of the workpiece. For thicker components a relatively thick surface zone where nitrogen and optionally carbon is in solid solution is obtained. This provides support for the expanded austenitic layer, which is formed in the surface in

10 the subsequent low temperature process. For thin-walled workpieces a full nitriding/carburising/nitrocarburising of the workpiece may thus be obtained. Even if this is not fully obtained the dissolution will be a significant advantage, especially for thin-walled workpieces, where strict requirements to the corrosion resistance, and to the bearing capacity, are relevant, since these

15 are improved significantly in the method of the invention.

In an example of the invention the temperature T1 is above 1000°C, such as at least 1050°C, or it may be at least 1100°C, such as 1120°C or 1160°C, at least 1200°C, or at least 1250°C. The upper limit for the temperature is be-

20 low the melting point of the treated materials. For stainless steel the melting point is about 1600°C. In an example of the invention temperature T1 is below 1600°C, such as below 1500°C, or below 1400°C, such as below 1350°C. In an example of the invention temperature T1 is in the range of 1050 and

25 higher than the solubility temperature for the relevant carbides and/or nitrides, which may potentially be formed in the material, but however below the melting point of the treated material. When gas is employed in dissolution at temperature T1 the employed temperature may be chosen with consideration to the gas mixture and the applied gas pressure.

30

In another example of the invention carbon is dissolved at temperature T2, and temperature T2 is below 550 °C, preferably the range of 300 - 530 °C during carburising.

In yet another example of the invention nitrogen is dissolved at temperature T₂, and temperature T₂ is below 500 °C, such as below 470 °C, preferably the range of 300 - 470 °C during nitriding.

- 5 In yet another example of the invention nitrogen and carbon are dissolved at temperature T₂, and temperature T₂ is below 500 °C, such as below 470 °C, preferably the range of between 300 - 470 °C during nitrocarburising.

In an example of the invention the high temperature dissolution is carried out
10 at temperature T₁ for at least 20 min, such as for at least 30 minutes, or for at least 1 hour, or for at least 1.5 hours, or for at least 2 hours or for at least 3 hours, or for at least 4 hours, or for at least 5 hours, or for at least 10 hours or for at least 15 hours. In principle there is no upper time limit, since no nitrides or carbides are formed at temperature T₁. At extended
15 treatment the material may, depending on its thickness, be saturated with nitrogen and optionally carbon, i.e. be fully nitrated or nitrocarburised.

In an example of the invention the method comprises the intermediate step of cooling the workpiece after the dissolution step at temperature T₁ to a
20 temperature which is lower than the temperature at which carbides and/or nitrides form in the passive alloy, for example the material may be cooled to ambient temperature after the dissolution at temperature T₁. It is particularly preferred that the second dissolution step at temperature T₂ is performed immediately after the cooling step; this will avoid passivation of the work-
25 piece, i.e. formation of an oxide layer. In an example of the invention the cooling takes place in the same gas as the dissolution, e.g. gas cooling with N₂ under high pressure, such as the range of 6 and 10 bar, such as at 7 bar or at 8 bar, or at 9 bar. It is preferred that the cooling takes place in an inert gas not containing nitrogen, such as a noble gas, e.g. helium (He), neon
30 (Ne), argon (Ar), krypton (Kr), xenon (Xe), or radon (Rn), or any mixture of these, with argon being particularly preferred. In another example cooling takes place in argon at high pressure, e.g. the range of 4 and 20 bar, such as in the range of 6 and 10 bar, such as at 7 bar or at 8 bar, or at 9 bar.

The invention further relates to a lock washer (see Fig. 2a and 2b) of stainless steel for securing bolts and nuts, which is dissolution hardened using the method of the invention. The lock washer is relatively thin-walled, so that by hardening the lock washer using the method of the invention a significant and necessary improvement of both strength and corrosion resistance of the lock washer is obtained. In an embodiment of the invention the lock washer has a first side with radial teeth and an opposite other side, the cam-side, with cams. The lock washers are used in pairs mounted with the cams against each other to obtain a key lock effect. They are especially suitable to effectively lock bolt assemblies which are exposed to extreme vibrations or dynamic loads and to corrosive environment, such as salt water. There are therefore strong requirements to the strength and corrosion resistance of these washers.

The invention is especially suitable for stainless steels and comparable alloys, in which expanded austenite or martensite can be obtained at a low temperature dissolution process. The invention is, however, generic in nature: a high temperature dissolution process with nitrogen and optionally carbon in passive alloys, such as iron-based alloys, cobalt-based alloys, nickel-based alloys or chromium-based alloys, which provides strength and an improved low temperature dissolution process with respect to corrosion, processing rate and strength.

The following examples with accompanying figures explain examples of the invention in further detail.

Example 1

Hardening of key lock washers of cold deformed austenitic stainless steel, AISI 316, by a method of the prior art and a method of the invention.

30

Two identical key lock washers of cold deformed austenitic stainless steel AISI 316L were hardened. Fig. 2 shows a key lock washer set 1 of said key lock washers 2 and illustrates the use of these. Each washer 2 has a first side 3 with radial teeth 4 and an opposite other camside 5 with cams 6. During use of the key lock washer set 1 the washers 2 are placed as shown with the

35

camsides 5 facing each other. The two key lock washers were solution hardened with nitrogen and carbon at a temperature of 440°C. One washer was hardened by a method of the invention, i.e. in a high temperature process and subsequently in a low temperature process, and the other washer was
5 directly surface hardened with the same low temperature process, i.e. of the prior art. The washers were analysed with optical microscopy. Fig. 3 and Fig. 4 in the left panel show the washer, which was only surface hardened with a nitrocarburising process conducted using a gas containing nitrogen and carbon at a temperature of 440°C for 16 hours at atmospheric pressure. The
10 outer surface in the nitrogen containing zone appears partly sensitised (chromium nitride precipitations). The deformed substrate appears strongly deformed and becomes clearly influenced by the employed etching liquid to development of the micro structure. Fig. 4 shows an enlarged version of Fig. 3.

15

Fig. 3 and Fig. 4 in the right panel show the washer treated by the method of the invention. The washer was exposed to a nitrogen containing atmosphere (N₂ gas) at a temperature above 1050°C and was subsequently quickly cooled in the same gas. Thereby the material was austenitised completely
20 and the material was fully saturated with nitrogen. Then the washer was surface hardened with a nitrocarburising process conducted using a gas containing nitrogen and carbon at a temperature of 440°C for 16 hours at atmospheric pressure, whereby expanded austenite was formed in the surface in a zone with a thickness of at least 5 µm. The nitrocarburised nitrogen-
25 containing zone was *not* sensitised and the substrate was clearly without cold deformation. The substrate hardness (260-300 HV0.5) and the surface hardness (1200-1400 HV0.005) in the two washers are however practically identical. The corrosion resistance (exposure time in salt spray chamber (ISO 9227)) of the washer, where the method of the invention was employed, is
30 many times better than for the washer which was only surface hardened (time in the chamber until corrosion was observed). The washer which was treated with the method of the invention did not exhibit corrosion after 400 hours whereas the washer which was directly low temperature hardened did exhibit clearly visible corrosion already after 20 hours.

35

Example 2

Hardening of cold deformed austenitic stainless steel, AISI 316, by a method of the prior art and a method of the invention.

- 5 Two identical components (back ferrules) of cold deformed austenitic stainless steel AISI 316 were solution hardened with nitrogen and carbon at a temperature of 440°C. One component was hardened by a method of the invention, i.e. in a high temperature process and subsequently in a low temperature process and the other component was directly surface hardened
- 10 with the same low temperature process. Fig. 5 in the left panel shows the microstructure analysed with optical microscopy of a component, which was only surface hardened with a nitrocarburising process conducted using a gas containing nitrogen and carbon at a temperature 440°C for 12 hours. The outer surface in the nitrogen containing zone appears partly sensitised with
- 15 clear precipitations of CrN in the outermost surface. Fig. 5 in the right panel shows a component treated with the method of the invention. The component was exposed to a nitrogen containing atmosphere (N₂ gas) at a temperature above 1050°C and was subsequently quickly cooled in the same gas. Then the component surface was hardened with a nitrocarburising process in a low
- 20 temperature process conducted using a gas containing nitrogen and carbon at a temperature of 440°C for 12 hours. The nitrocarburised nitrogen containing zone was not sensitised. The substrate hardness (260-300 HV0.5) and the surface hardness (1200-1400 HV0.005) in the two components are, however, practically identical. The total layer thickness of the expanded austenite zone
- 25 is in both cases approximately 20 µm. The outermost layer is nitrogen expanded austenite, and the innermost layer is carbon expanded austenite. The corrosion resistance for both components was tested in a 14 % by weight sodium hypochlorite solution. The component which was treated with the method of the invention does not exhibit corrosion after 24 hours, whereas
- 30 the component, which was directly low-temperature hardened exhibits clear corrosion after only 10 minutes. The component where the method of the invention was employed thus differs in having a significantly better corrosion resistance than the workpiece, which was directly nitrocarburised.

35 Example 3

Hardening of cold deformed Austenitic Stainless steel AISI 304 plate by a method of the prior art and a method of the invention.

Two identical components of cold rolled (deformed) austenitic stainless steel plate, AISI 304, were solution hardened with nitrogen and carbon at a temperature of 440°C. One component was hardened by a method of the invention, i.e. in a high temperature process and subsequently in a low temperature process and the other component was directly surface hardened with the same low temperature process. Fig. 6 in the left panel shows a component, which was only surface hardened with a nitrocarburising process conducted using a gas containing nitrogen and carbon at a temperature of 440°C for 20 hours and subsequently corrosion tested by exposure to 14 % by weight sodium hypochlorite solution for 70 minutes. Fig. 6 in the right panel shows the component hardened with the method of the invention. The component was exposed to a nitrogen containing atmosphere (N₂ gas) at a temperature of 1150 °C for 30 minutes and was subsequently cooled quickly in the same gas. Then the component was surface hardened with a nitrocarburising process conducted using a gas containing nitrogen and carbon at a temperature of 440°C for 20 hours. Finally the component was exposed to corrosion test by exposure to 14 % by weight sodium hypochlorite solution. The surface appears unaffected by the corrosion test even after 16 hours of exposure. In the component which was directly low temperature hardened clear corrosion attacks are seen after short term exposure/corrosion test (70 minutes). The component where the method of the invention was employed thus differs in having a much better corrosion resistance.

Example 4

Hardness profiles of cold deformed Stainless steel treated by a method of the prior art and a method of the invention.

30

Two identical components of cold deformed austenitic stainless steel were treated in a method of the prior art and according to the method of the invention. The samples were exposed to a nitrogen containing atmosphere (N₂ gas) or to an atmosphere of hydrogen (H₂) at a temperature above 1050°C and were subsequently cooled quickly in the argon (for the N₂-

35

treated sample) or H₂ gas. The component surfaces were then hardened by nitrocarburising in a low temperature process conducted using a gas containing nitrogen and carbon at a temperature of 440°C for 12 hours. The nitrocarburised zones were not sensitised. The hardness profiles of the samples
5 were analysed and the results are shown in Fig. 7. It is evident from Fig. 7 that the sample treated at high temperature in the nitrogen containing atmosphere ("EXPANITE ON HTSN") retained the core strength of the material whereas the core strength was annihilated in the high temperature annealing in hydrogen ("EXPANITE ON ANNEALED").

10

Example 5

Argon cooling following high-temperature solution hardening with nitrogen.

Lock washers of cold deformed austenitic stainless steel, AISI 316L, as described in Example 1 and illustrated in Fig. 2 were exposed to a nitrogen containing atmosphere (N₂ gas) at a temperature above 1050°C before quickly cooling to ambient temperature in either the same atmosphere or an atmosphere of argon. The samples were not subjected to further surface hardening. The corrosion resistance of the components was tested in a 14 % by weight
15 sodium hypochlorite solution. Fig. 8 shows three exemplary lock washers cooled in argon (left side) and three lock washers cooled in nitrogen (right side). The argon cooled lock washers had far superior corrosion resistance than lock washers cooled in nitrogen, which showed clear signs of corrosion.

20

Example 6

Hardening of cold deformed austenitic stainless steel, AISI 316, component by a method of the prior art and a method of the invention.

The corrosion resistance of cold deformed austenitic stainless steel AISI 316
30 treated according to the invention was compared with a similar component treated with a process of the prior art. The corrosion testing was performed by submerging the two surface hardened components into 14% by weight sodium hypochlorite solution for 18 hours.

Fig. 9 in the left panel shows the component treated according to the invention,
35 i.e. in a high temperature process and subsequently in a low tempera-

ture process and the other component in the right panel was directly surface hardened solely with a low temperature process .

The surface of the component treated according to the invention appears unaffected by the corrosion test even after 18 hours of exposure. In the
5 component which was treated according to the prior art, corrosion attacks were observed after short term exposure (7 minutes). The component where the method of the invention was employed thus differs in having a much better corrosion resistance.

10

THE CLAIMS DEFINING THE INVENTION ARE AS FOLLOWS:

1. A method for formation of expanded austenite and/or expanded martensite by solution hardening of a cold deformed workpiece of a passive alloy based on iron, nickel and/or cobalt and comprising at least 10% chromium, which method comprises:

5 - a first step of dissolving at least nitrogen, using N_2 gas, in the workpiece at a temperature T_1 , which is at least $1050^\circ C$ and lower than the melting point of the passive alloy, wherein dissolution of nitrogen at temperature T_1 is performed to obtain a diffusion depth in the range of $50 \mu m$ to $5 mm$;

10 -an intermediate step of cooling the workpiece after the dissolution step at temperature T_1 to a temperature which is lower than the temperature at which carbides and/or nitrides form in the passive alloy, wherein the cooling from the temperature $900^\circ C$ to $700^\circ C$ is performed in less than 60 seconds; and

15 - and a subsequent second step of dissolving nitrogen and/or carbon in the workpiece at a temperature T_2 of at least $300^\circ C$, which temperature T_2 is lower than the temperature at which carbides and/or nitrides form in the passive alloy.

2. The method according to claim 1, wherein dissolution at temperature T_2 takes place immediately after cooling from dissolution at temperature T_1 .

20 3. The method according to any of the claims 1 or 2, wherein the cooling step takes place in an inert gas not containing nitrogen.

4. The method according to claim 3, wherein the inert gas apart from unavoidable impurities is argon.

25 5. The method according to any one of the claims 1 to 4, wherein nitrogen and carbon are dissolved at temperature T_1 .

30 6. The method according to any one of the claims 1 to 5, wherein the passive alloy is selected from the group comprising stainless steel, austenitic stainless steel, martensitic stainless steel, ferritic stainless steel, precipitation hardenable (PH) stainless steel or ferritic-austenitic stainless steel.

7. The method according to any of the preceding claims, wherein dissolution at temperature T2 is performed in a process selected from the group comprising a gas-based process, ion implantation, salt bath or plasma.
- 5 8. The method according to any of the preceding claims, wherein dissolution at temperature T2 is performed using a gas.
9. The method according to any of the preceding claims, wherein temperature T1 is in the range of 1050 °C to 1300 °C.
- 10 10. The method according to any one of claims 1, 2 or 5 to 9, wherein the cooling after the dissolution at temperature T1 takes place in the same gas which is used in the dissolution step at temperature T1.
- 15 11. The method according to any of the preceding claims, wherein carbon is dissolved at temperature T2, and temperature T2 is below 550 °C, preferably in the range of 300 - 530 °C.
12. The method according to any of the preceding claims, wherein nitrogen is dissolved at temperature T2, and temperature T2 is below 500 °C, preferably in the range of 300 - 470 °C.
- 20 13. The method according to any of the preceding claims, wherein nitrogen and carbon are dissolved at temperature T2, and temperature T2 is below 500 °C, preferably in the range of 300 - 470 °C.
- 25 14. The method according to any of the preceding claims, wherein a thickness of expanded austenite or expanded martensite of at least 5 µm is obtained in the workpiece.
- 30 15. The method according to any of the preceding claims, wherein the hardness of the expanded austenite zone or the expanded martensite zone is at least 1000 HV.
- 35 16. The method according to any of claims 2 to 15, wherein dissolution at temperature T2 occurs in the same furnace as dissolution at temperature T1.

17 Nov 2015

2012247863

5

17. The method according to any of the preceding claims, wherein the cold deformation in the cold deformed workpiece has been provided by an actual plastic shape change process selected from forging, extrusion, shaping, drawing, pressing, or rolling, or by a machining process selected from turning, milling, punching, grinding or polishing, or by a combination of these processes.

10

18. The method according to any of the preceding claims, wherein the workpiece has a thickness of up to 10 mm and is saturated with nitrogen at the temperature T1.

15

19. A member solution hardened by the method according to any of claims 1 to 18, which member is of a nitrogen saturated alloy based on iron, nickel and/or cobalt and comprising at least 10% chromium, the member having a thickness of up to 10 mm and a zone of expanded austenite or a zone of expanded martensite of a thickness of at least 5 μm and with a hardness of at least 1000 HV.

20

20. A member according to claim 19, wherein the member is a lock washer of stainless steel for securing a fixing part, such as bolts and/or nuts.

21. A member according to claim 20, wherein the lock washer has a first side with radial teeth and an opposite other side with cams.

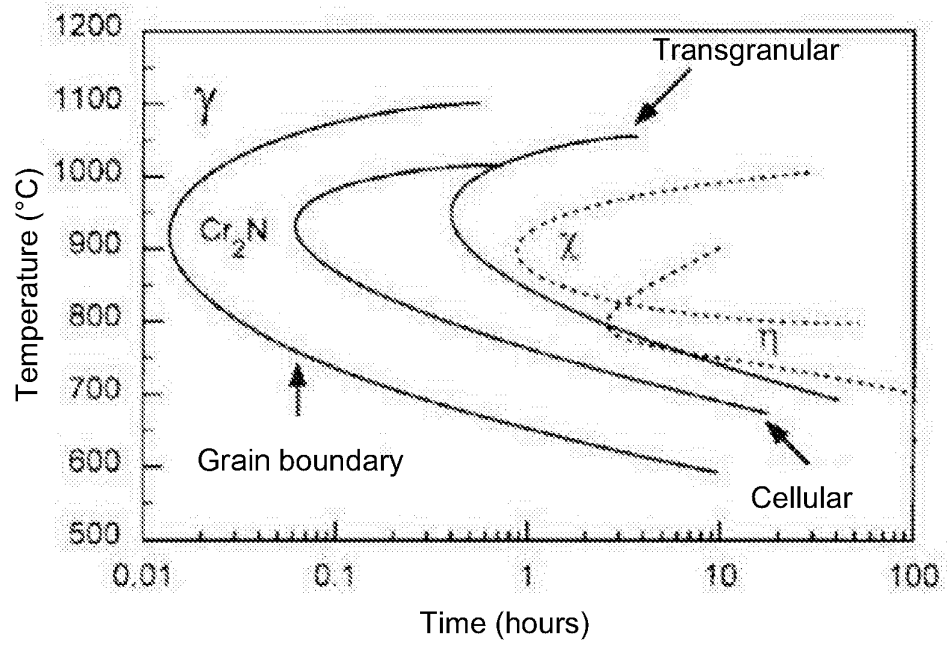


Fig. 1

2/6

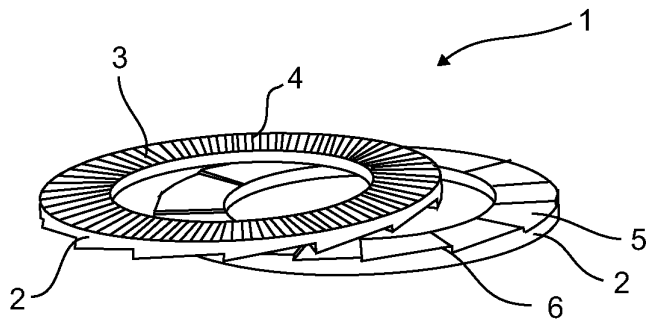


Fig. 2a

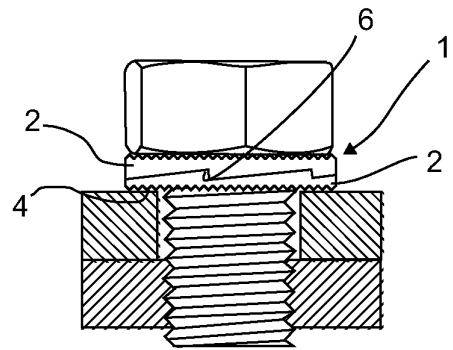


Fig. 2b

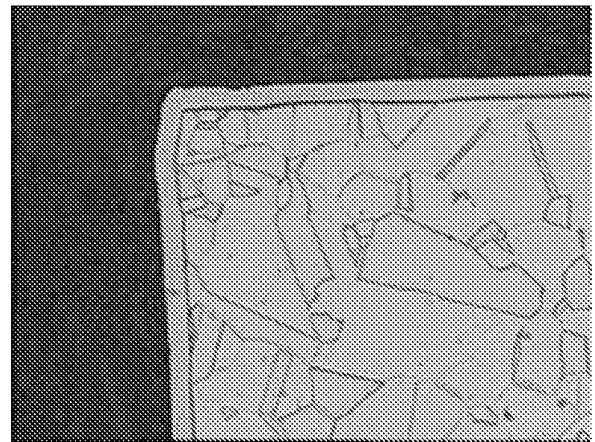



Fig. 3





Fig. 4




Fig. 5




Fig. 6

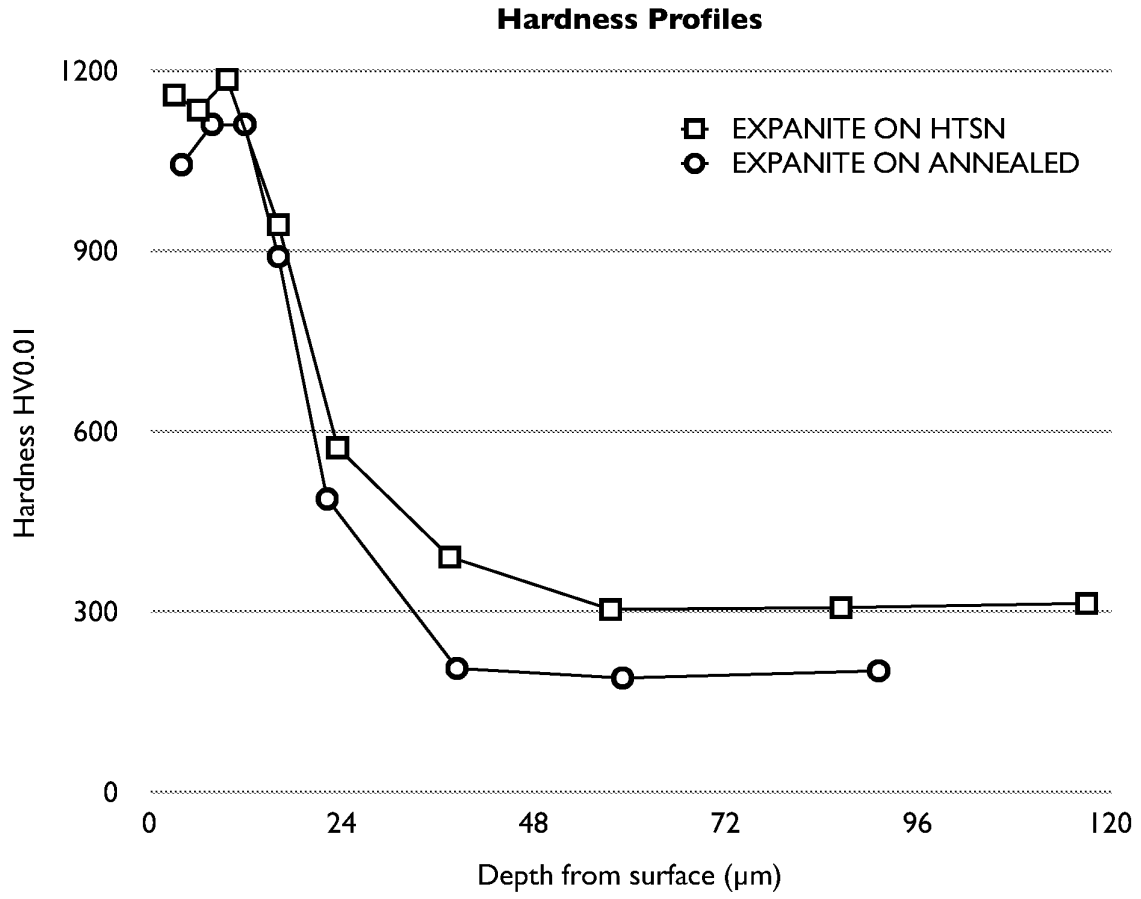


Fig. 7




Fig. 8




Fig. 9