

934,832.

Patented Sept. 21, 1909.

Fig. 1.

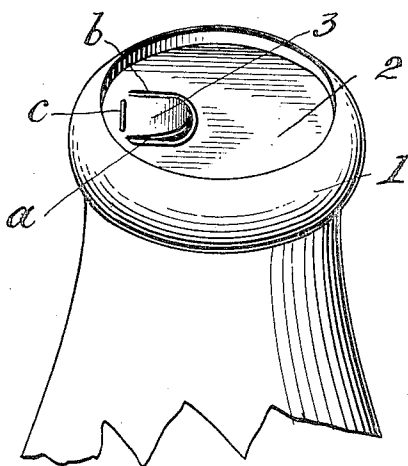


Fig. 2.

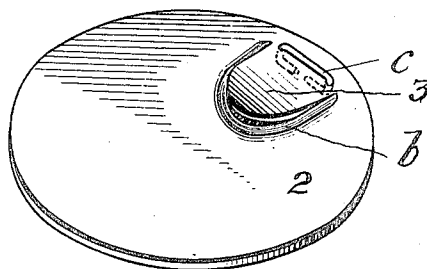


Fig. 3.

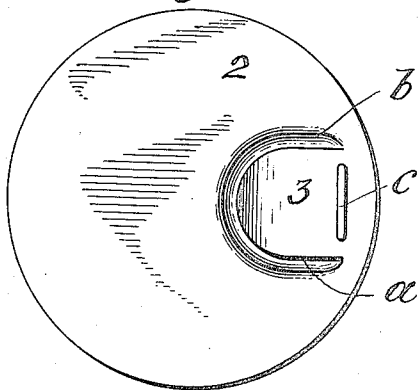


Fig. 4.

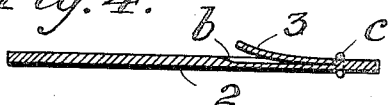
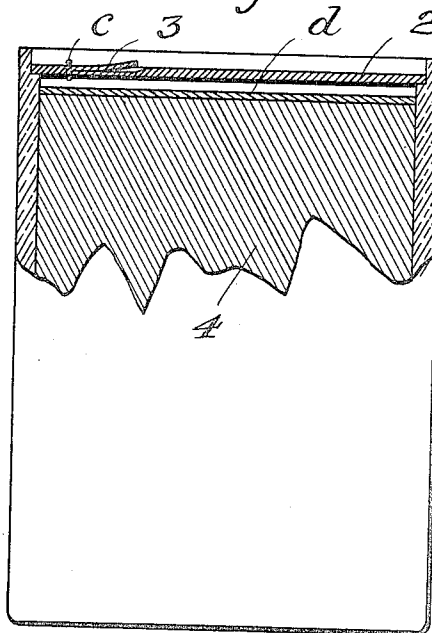


Fig. 5.



WITNESSES

Frank B. Wooden.
 Alberta Richards.

INVENTOR

Charles C. Parker,
 by W. H. Howard,
 Attorney.

UNITED STATES PATENT OFFICE.

CHARLES C. PARKER, OF BALTIMORE, MARYLAND, ASSIGNOR TO HAGERSTOWN CAP COMPANY, A CORPORATION OF MARYLAND.

CLOSURE FOR JARS.

934,832.

Specification of Letters Patent. Patented Sept. 21, 1909.

Application filed February 20, 1909. Serial No. 479,251.

To all whom it may concern:

Be it known that I, CHARLES C. PARKER, of the city of Baltimore and State of Maryland, have invented certain Improvements in Closures for Jars, of which the following is a specification.

This invention relates to certain improvements in that class of closures for jars, in which a cap formed of a disk of pulpboard is provided with a tab which serves as means whereby the disk can be removed from the mouth of the jar; and it consists in a peculiar construction of the tab, and the means whereby it is reinforced and prevented from being torn from the disk of which it is a part, in the act of opening the jar, as will hereinafter fully appear.

In the further description of the said invention which follows, reference is made to the accompanying drawing, forming a part hereof, and in which,—

Figure 1 is a perspective view of the upper end of a milk jar to which is applied the improved closure, and Fig. 2 is an enlarged perspective view of the closure alone. Fig. 3 is an enlarged top view of the closure before its completion, and Fig. 4 is an enlarged diametric section of the closure as it appears when completed and ready for insertion into the mouth of the jar. Fig. 5 shows the closure as applied to a jelly glass, together with a plain disk which is laid on its contents, and with a space existing between the two closing devices.

Referring now to Figs. 1, 2, 3 and 4, 1 is the top of an ordinary milk jar having the usual annular seat, not shown, for the closing device.

2 is a disk of pulpboard of homogeneous material, that is to say,—it is in one piece and not formed of two or more thicknesses held together by means of paste or other adhesive.

In the manufacture of the closure, a circular disk is stamped from a sheet or strip of pulpboard, and at the same time, or subsequently thereto there is formed in the disk by means of any suitable cutting tool or appliance, and near its circumference, a U shaped cut a having a depth which is practically equal to one half the thickness of the material; and at the same time that the cut is produced, the material outside of the cut

and immediate thereto is depressed to form a channel b which extends to the bottom of the cut.

At some stage in the manufacture of the closure, the root of the portion of the disk which is partially inclosed by the cut is provided with a staple c the ends of which are clenched at the underside of the disk for a purpose hereinafter described.

To complete the closure, the portion of the disk which is within the U shaped cut is pressed upward to produce the lifting tab 3 which, due to the depth of the cut a , has a thickness equal to one half that of the disk. This method of producing the tab by pressing upward the portion of the disk underneath the part inclosed within the U shaped cut, has proved very satisfactory, as in the operation, the material splits horizontally on a line coincident with the bottom of the cut; and the length of the tear is limited by the staple c , and is not increased in the act of removing the closure from the jar.

The separation of the tab from the material beneath it, is facilitated by the formation of the channel b which admits of the bending of the disk at that place more readily than the adjacent parts.

After raising the tab as described, the entire device is paraffined to render it impervious to air and moisture.

It will be understood from the foregoing description, that I have produced a satisfactory closure with a removing or lifting tab from a single thickness of pulpboard without perforating it; and that the tab is so strengthened by the reinforcing staple c , that it will not be torn from the disk by any strain to which it is likely to be subjected in the act of opening the jar.

I have explained what appears to me to be the simplest way of raising the tab from the portion of the disk beneath, but I do not confine my invention to such expedient, as other means may be employed, and the same result produced.

In Fig. 5 the closure is shown as seated in the mouth of what is termed a jelly glass, and in connection with a plain disk d which rests on the body of jelly denoted by 4. In this use of the invention, the closure is intended as protection to the inner disk which may be made of thin paper and is effective

as means to exclude air from the contents of the glass but not adapted to resist accidental perforation.

I claim as my invention,—

- 5 1. A closure for a milk jar which consists of a pulpboard disk in one thickness, having a lifting tab formed by the horizontal splitting and raising of a portion of the same, substantially as specified.
- 10 2. A closure for a milk jar, which consists of a pulpboard disk in one thickness having a portion of the same partially surrounded by a cut which extends a limited distance through the disk, and then raised
- 15 at the cut end to produce a lifting tab, the material being split horizontally in the operation, substantially as specified.
- 20 3. A closure for a milk jar, which consists of a pulpboard disk in one thickness having a portion of the same partially surrounded by a cut which extends a limited distance through the disk, and is then raised at the cut end to produce a lifting tab, the material being split horizontally in the operation, and a reinforcing staple at the root
- 25 of the tab, substantially as specified.
- 30 4. A closure for a milk jar which consists of a pulpboard disk in one thickness having a portion of the same partially surrounded by a cut which extends a limited distance

through the disk and the material exterior of and adjoining the cut channeled, the cut end of the inclosed part being raised to produce a lifting tab, and split horizontally from the part beneath, substantially as specified. 35

5. A closure for a milk jar which consists of a strawboard disk in one thickness having a portion of the same partially surrounded by a cut which extends a limited 40 distance through the disk, the material exterior of and adjoining the cut being channeled, and the cut end of the inclosed part raised to produce a lifting tab the portion which is raised being split horizontally from 45 the part beneath and reinforced by a staple, substantially as specified.

6. A closure for a milk jar, which consists of a strawboard disk in one thickness, having a lifting tab formed by the horizontal 50 splitting of a portion of the same, the whole device including the underside of the tab and the portion of the disk beneath it being coated with paraffin, substantially as specified.

CHARLES C. PARKER.

Witnesses:

WM. T. HOWARD,
THOMAS G. HULL.