



US00D610504S

(12) **United States Design Patent**  
**Bucher et al.**

(10) **Patent No.:** **US D610,504 S**

(45) **Date of Patent:** **\*\* Feb. 23, 2010**

(54) **VEHICLE LOWER REAR BUMPER COVER**

D600,176 S \* 9/2009 Yamazaki et al. .... D12/169

(75) Inventors: **George Bucher**, Dearborn, MI (US);  
**Melvin Betancourt**, Shelby Township,  
MI (US); **Brian IZard**, Northville, MI  
(US); **Aaron Walker**, Detroit, MI (US)

(73) Assignee: **Ford Motor Company**, Dearborn, MI  
(US)

(\*\*) Term: **14 Years**

(21) Appl. No.: **29/338,452**

(22) Filed: **Jun. 11, 2009**

(51) **LOC (9) Cl.** ..... **12-16**

(52) **U.S. Cl.** ..... **D12/169**

(58) **Field of Classification Search** ..... D12/169,  
D12/196, 171, 216, 163, 86, 90-92; 293/102,  
293/113, 115, 117, 120; 296/180.1, 180.2  
See application file for complete search history.

(56) **References Cited**

**U.S. PATENT DOCUMENTS**

D437,573 S *	2/2001	Lai	.....	D12/169
D442,899 S *	5/2001	Weidhase	.....	D12/169
D516,973 S *	3/2006	Baum	.....	D12/169
D516,974 S *	3/2006	Baum	.....	D12/169
D522,937 S *	6/2006	Tada	.....	D12/169
D532,346 S *	11/2006	Tachibana	.....	D12/169
D551,601 S *	9/2007	Tabata et al.	.....	D12/169
D561,069 S *	2/2008	Tabata et al.	.....	D12/169
D584,996 S	1/2009	Jamieson et al.		
D588,509 S *	3/2009	Woolley et al.	.....	D12/169

**OTHER PUBLICATIONS**

Ford Concept Ecosport AT, 2006 Sao Paulo Brazil Auto Show.  
Ford Concept Explorer America, Jan. 2008 NA Auto Show.  
Ford Explorer 4.0 Limited, Jan. 2009 NA Auto Show.

\* cited by examiner

*Primary Examiner*—Melody N Brown

(74) *Attorney, Agent, or Firm*—Damian Porcari

(57) **CLAIM**

An ornamental design for a vehicle lower rear bumper cover,  
shown and described.

**DESCRIPTION**

FIG. 1 is a top plan view of a vehicle lower rear bumper cover;  
FIG. 2 is a bottom plan view of the vehicle lower rear bumper  
cover;

FIG. 3 is front elevational view of the vehicle lower rear  
bumper cover;


FIG. 4 is a left side elevational view of the vehicle lower rear  
bumper cover;

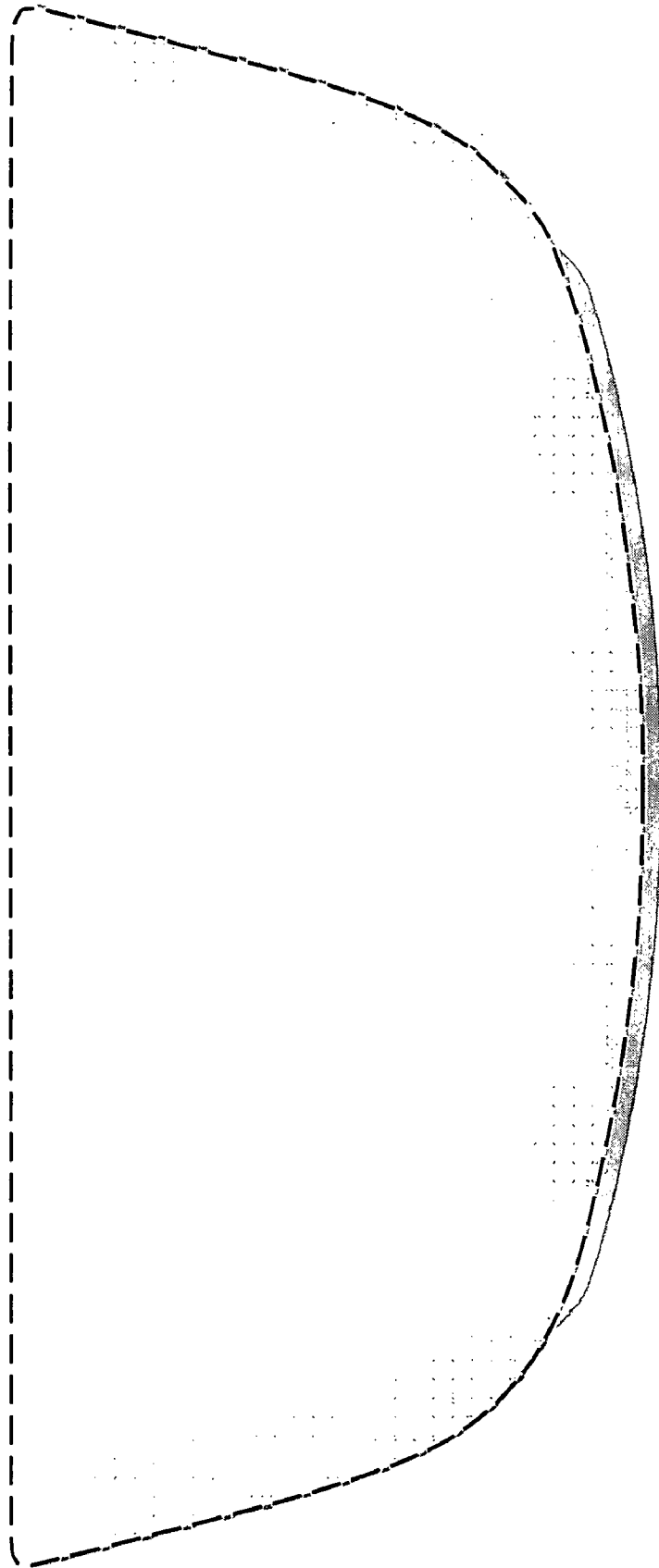
FIG. 5 is a right side elevational view of the vehicle lower rear  
bumper cover; and,

FIG. 6 is a perspective view of the vehicle lower rear bumper  
cover.

The broken lines and the lighter contrast areas shown  
throughout the drawing are shown for illustrative purpose  
only and form no part of the claimed design.

**1 Claim, 6 Drawing Sheets**





*Figure 1*

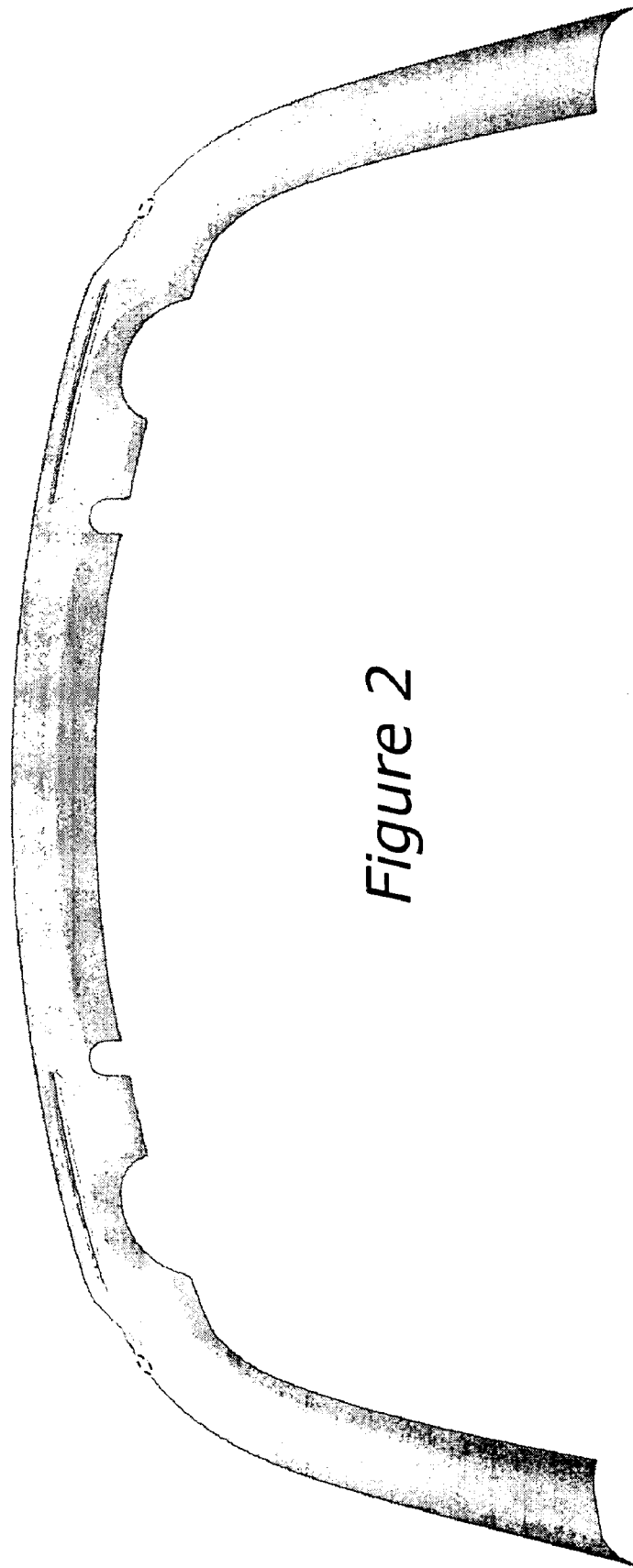


Figure 2





Figure 3



*Figure 4*




Figure 5




Figure 6