



US00D525908S

(12) **United States Design Patent**  
**Boyver**

(10) **Patent No.:** **US D525,908 S**

(45) **Date of Patent:** **\*\* Aug. 1, 2006**

(54) **BELT BUCKLE**

(75) Inventor: **Gary Boyver**, Alpine, UT (US)

(73) Assignee: **Outlaw, LLC**, Alpine, UT (US)

(\*\*) Term: **14 Years**

(21) Appl. No.: **29/227,613**

(22) Filed: **Apr. 13, 2005**

(51) **LOC (8) Cl.** ..... **02-07**

(52) **U.S. Cl.** ..... **D11/238**

(58) **Field of Classification Search** ..... D11/236-241;  
D2/627-630; 24/163 K, 163 R, 198-200,  
24/307, 317-318

See application file for complete search history.

(56) **References Cited**

**U.S. PATENT DOCUMENTS**

- D49,554 S \* 8/1916 Sylvester ..... D11/238
- D157,263 S \* 2/1950 Justin, Jr. .... D11/239
- D175,780 S \* 10/1955 Kelman ..... D11/238
- D254,522 S \* 3/1980 Moreton ..... D11/240

- 4,260,087 A \* 4/1981 Leaver ..... 24/163 K
- D501,427 S \* 2/2005 Robbins ..... D11/238
- 6,920,672 B1 \* 7/2005 Hubbard ..... 24/163 K

\* cited by examiner

*Primary Examiner*—Catherine R. Oliver

(74) *Attorney, Agent, or Firm*—Kunzler & Associates


(57) **CLAIM**

The ornamental design for a belt buckle, as shown and described.

**DESCRIPTION**

FIG. 1 is a perspective view of the belt buckle;  
 FIG. 2 is a front view of the belt buckle;  
 FIG. 3 is a back view of the belt buckle;  
 FIG. 4 is a side view of the belt buckle;  
 FIG. 5 is an opposing side view of the belt buckle;  
 FIG. 6 is a top view of the belt buckle; and,  
 FIG. 7 is a bottom view of the belt buckle.  
 The broken lines are directed to environment and are for illustrative purposes only; the broken lines form no part of the claimed design.

**1 Claim, 5 Drawing Sheets**






Fig. 1



Fig. 2

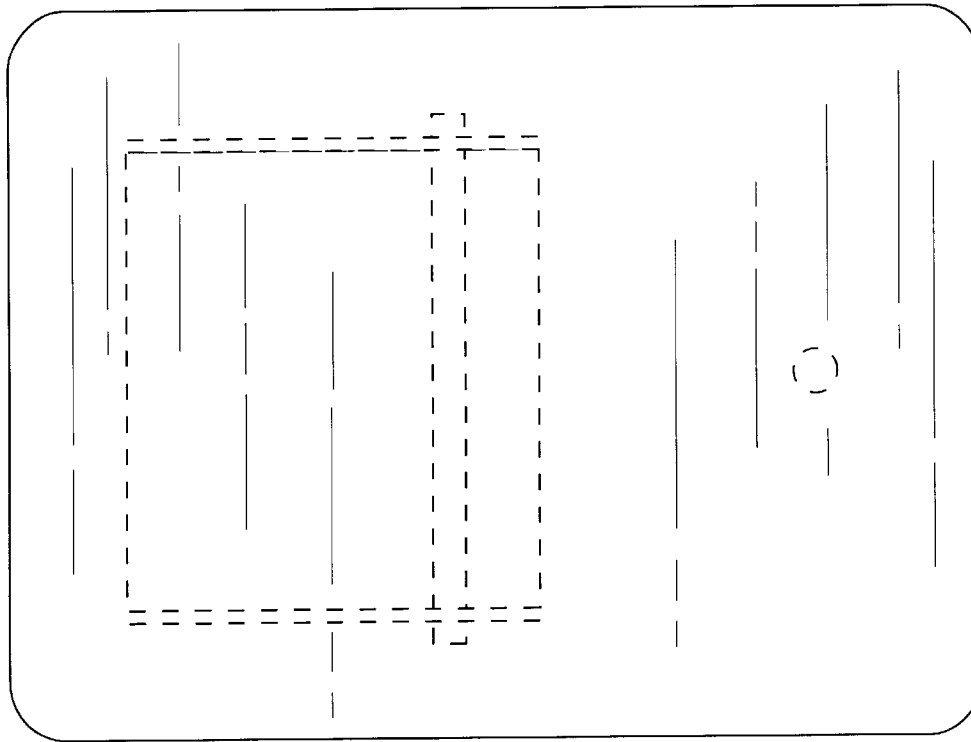


Fig. 3

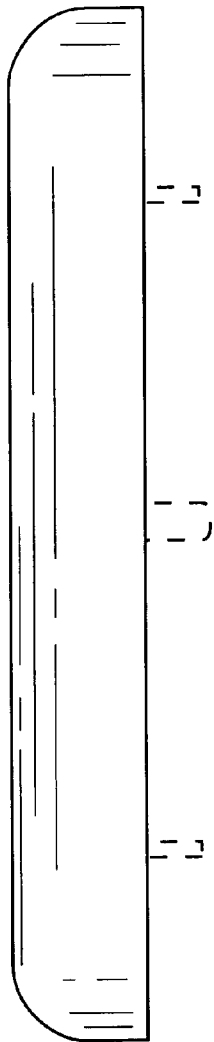


Fig. 4

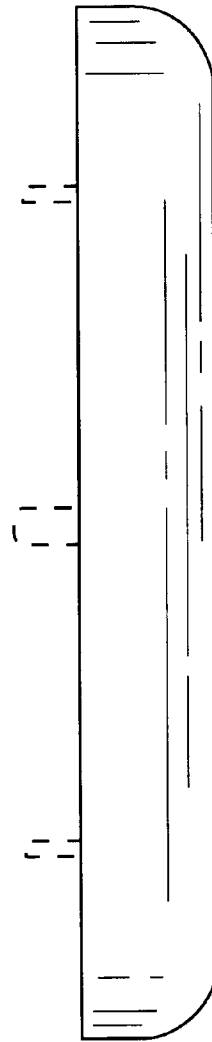


Fig. 5

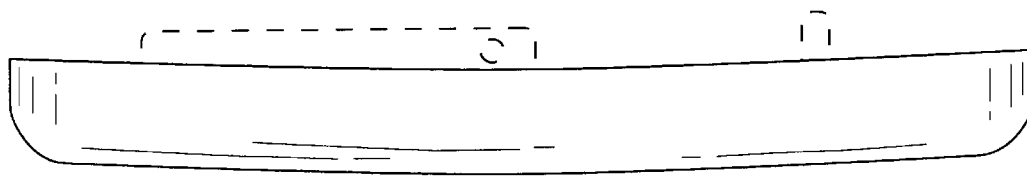


Fig. 6




Fig. 7