



US00D502829S

(12) **United States Design Patent**
Grove

(10) **Patent No.:** **US D502,829 S**

(45) **Date of Patent:** **** Mar. 15, 2005**

(54) **WRAP AROUND CHAIR ARMS**

D451,722 S * 12/2001 Grove D6/500
D452,785 S * 1/2002 Chu D6/500

(76) Inventor: **James E. Grove**, 4316 Marina City Dr.,
#423CTN, Marina del Rey, CA (US)
90292

* cited by examiner

Primary Examiner—Gary D. Watson

(74) *Attorney, Agent, or Firm*—Jack C. Munro

(**) Term: **14 Years**

(57) **CLAIM**

(21) Appl. No.: **29/200,266**

The ornamental design for wrap around chair arms, as shown and described.

(22) Filed: **Feb. 24, 2004**

(51) **LOC (7) Cl.** **06-01**

DESCRIPTION

(52) **U.S. Cl.** **D6/501; D6/366**

FIG. 1 is a front perspective view of the wrap around chair arms showing my new design. The broken lines showing a chair back are for illustrative purposes only and form no part of the claimed design.

(58) **Field of Search** D6/334, 335, 364–367,

D6/379, 500–502; 297/411.2, 411.27, 411.28

FIG. 2 is a front elevational view thereof;

(56) **References Cited**

U.S. PATENT DOCUMENTS

D292,351 S	*	10/1987	Brossard et al.	D6/366
D308,605 S	*	6/1990	Uecker et al.	D6/366
D369,705 S	*	5/1996	George et al.	D6/500
D405,970 S	*	2/1999	Kaczmarek	D6/366
D409,405 S	*	5/1999	Schultz et al.	D6/379 X
D418,316 S	*	1/2000	Vogtherr	D6/366

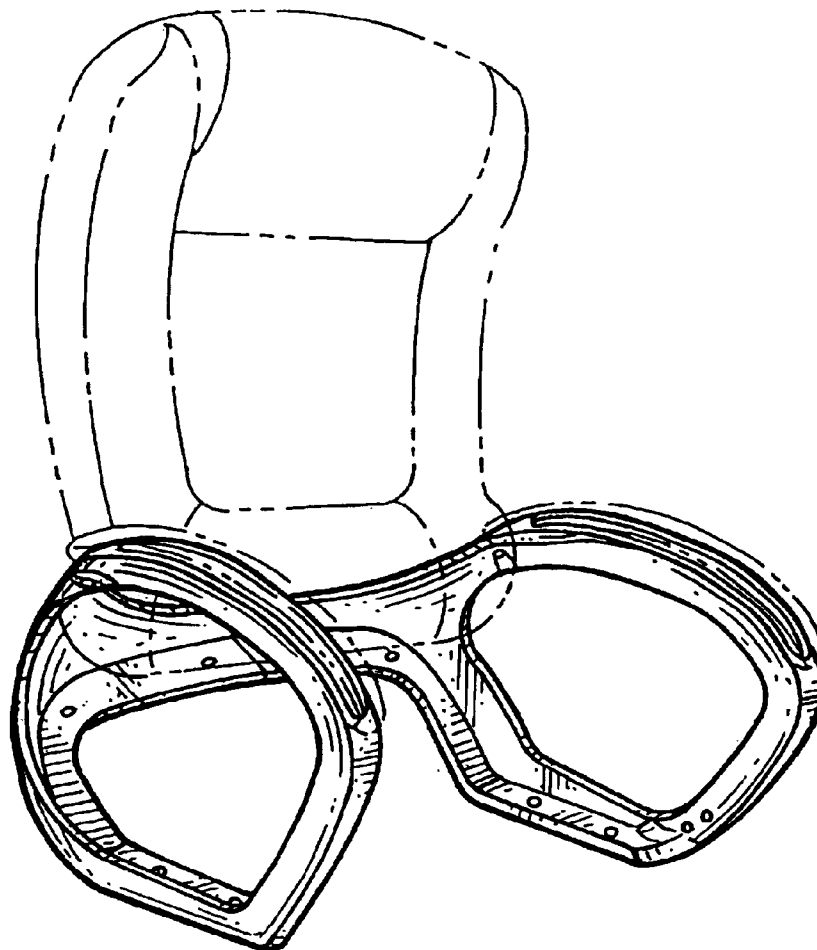
FIG. 3 is a right side elevational view thereof with the left side elevational view being a mirror image thereof;

FIG. 4 is a rear side elevational view thereof;

FIG. 5 is a top plan view thereof; and,

FIG. 6 is a bottom plan view thereof.

1 Claim, 2 Drawing Sheets



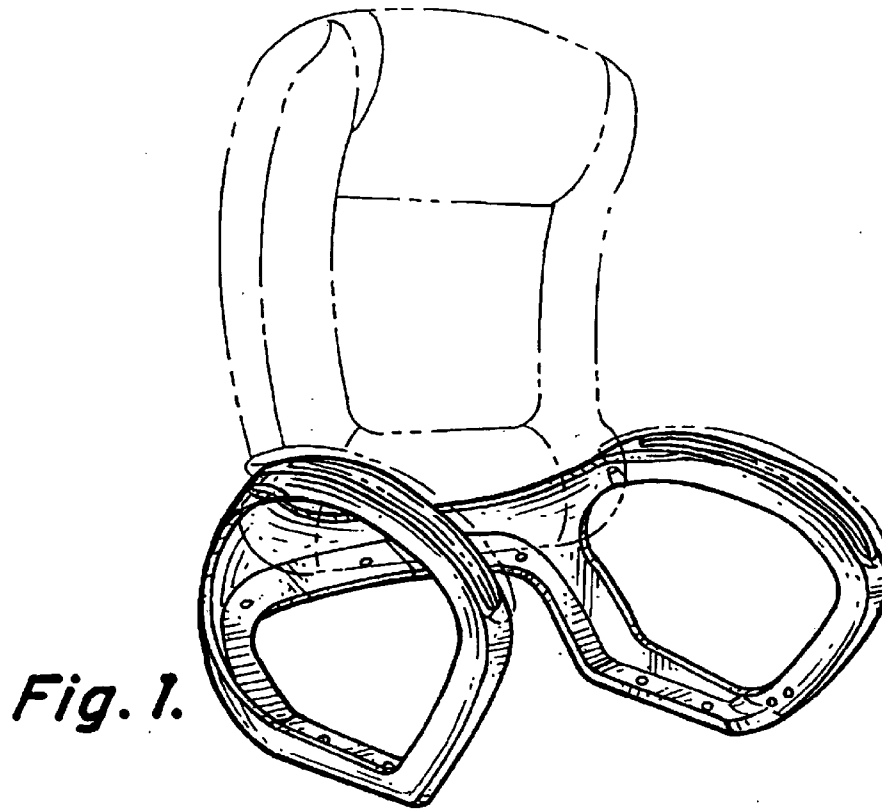


Fig. 1.

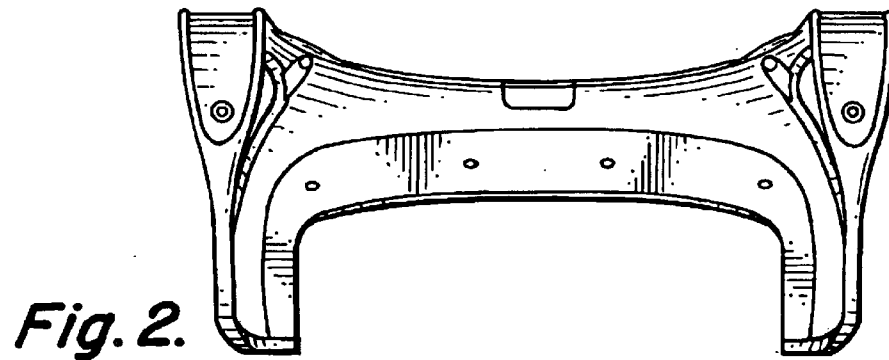


Fig. 2.

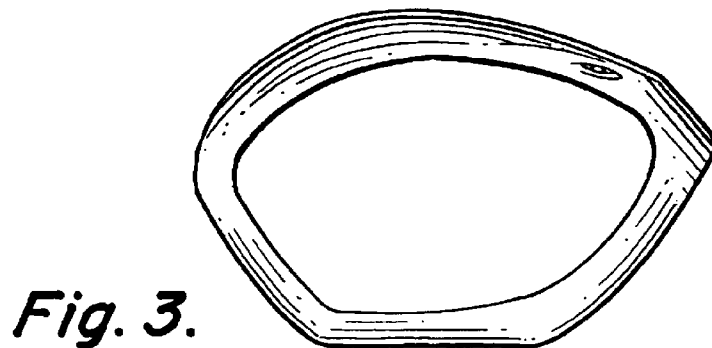


Fig. 3.

