



US00D881711S

(12) **United States Design Patent**
Sugita et al.

(10) **Patent No.:** **US D881,711 S**
(45) **Date of Patent:** **** Apr. 21, 2020**

(54) **CONTAINER**

(71) Applicant: **S.T. CORPORATION**, Tokyo (JP)

(72) Inventors: **Fumie Sugita**, Tokyo (JP); **Yuki Shomura**, Tokyo (JP); **Yusuke Kobayashi**, Tokyo (JP)

(73) Assignee: **S. T. Corporation**, Tokyo (JP)

(**) Term: **15 Years**

(21) Appl. No.: **29/671,373**

(22) Filed: **Nov. 27, 2018**

(30) **Foreign Application Priority Data**

Jun. 4, 2018 (JP) 2018-012284

(51) **LOC (12) CL.** **09-01**

(52) **U.S. CL.**
USPC **D9/646; D9/503; D9/779**

(58) **Field of Classification Search**

USPC D9/500, 502, 516, 518, 530, 537, 539,
D9/542, 549, 763-783, 643, 645, 646
CPC ... B65D 1/00; B65D 1/02; B65D 1/12; B65D
1/14; B65D 1/40; B65D 1/44; B65D
1/023; B65D 1/0223; B65D 1/165; B65D
1/238; B65D 1/246; B65D 1/253; B65D
7/04; B65D 21/0209; B65D 21/0233;
B65D 25/00; B65D 25/28; B65D
41/0457; B65D 41/17; B65D 53/06;
B65D 75/56; B65D 79/005; B65D
2501/0036; B65D 2543/00064; B65D
2543/00074; B65D 2543/00083; B65D
2543/00092; B65D 2543/00101; B65D
2543/00111

See application file for complete search history.

(56) **References Cited**

U.S. PATENT DOCUMENTS

D321,318	S	*	11/1991	Gunter	D9/780
D355,850	S	*	2/1995	Lee	D7/613
D531,517	S	*	11/2006	Hillard	D9/715
D585,304	S	*	1/2009	Alvares	D9/778
D604,642	S	*	11/2009	Di Robilant	D9/780
D676,758	S	*	2/2013	Ruf	D9/616
D836,456	S	*	12/2018	Veyssiere	D9/646
D860,805	S	*	9/2019	Papaioannou	D9/646
D867,159	S	*	11/2019	Papaioannou	D9/646

* cited by examiner

Primary Examiner — Keli L Hill

(74) *Attorney, Agent, or Firm* — Cowan, Liebowitz & Latman P.C.

(57) **CLAIM**

The ornamental design for a container, as shown and described.

DESCRIPTION

FIG. 1 is a perspective view of the container showing our design thereof;

FIG. 2 is a top view thereof;

FIG. 3 is a bottom view thereof;

FIG. 4 is a front view thereof;

FIG. 5 is a rear view thereof;

FIG. 6 is a left side view thereof; and,

FIG. 7 is a right side view thereof.

The broken lines shown are included for the purpose of illustrating portions of the container that form no part of the claim.

1 Claim, 4 Drawing Sheets

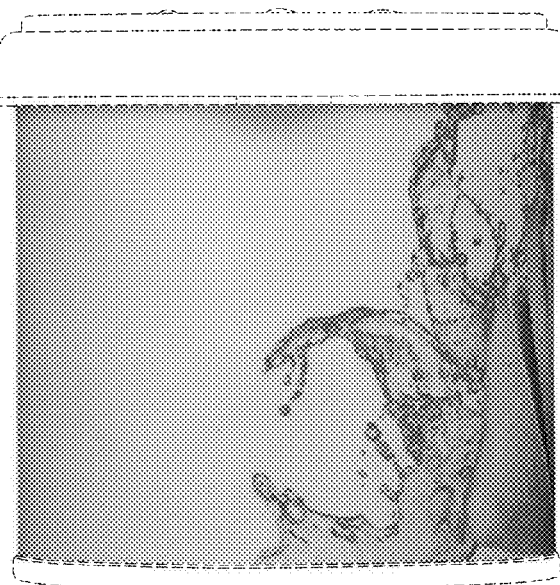





FIG. 1




FIG. 2

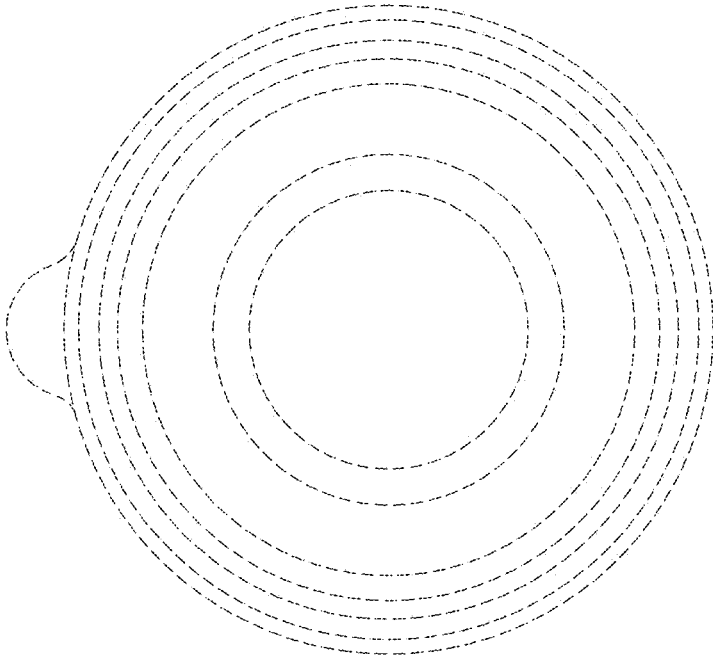


FIG. 3




FIG. 4




FIG. 5



FIG. 6



FIG. 7