



US00D660365S

(12) **United States Design Patent**
Bengyak

(10) **Patent No.:** **US D660,365 S**

(45) **Date of Patent:** **** May 22, 2012**

(54) **HAND SIGN**

DESCRIPTION

(76) Inventor: **Christopher Edward Bengyak**, Vero Beach, FL (US)

(**) Term: **14 Years**

(21) Appl. No.: **29/374,194**

(22) Filed: **Jul. 13, 2011**

(51) **LOC (9) Cl.** **20-03**

(52) **U.S. Cl.** **D20/33; D20/36**

(58) **Field of Classification Search** D20/10,
D20/19, 29-33, 36, 40, 99; 40/446, 538,
40/541, 584, 586; D2/615; D21/400
See application file for complete search history.

(56) **References Cited**

U.S. PATENT DOCUMENTS

D360,653	S	*	7/1995	McKee	D20/33
D427,638	S	*	7/2000	Collins et al.	D20/10
D429,285	S	*	8/2000	Schini	D20/32
D633,945	S	*	3/2011	Scott	D20/33
D633,946	S	*	3/2011	Scott	D20/33

(Continued)

OTHER PUBLICATIONS

Steelers Logo—Trademark Registration No. 0881474, Nov. 25, 1969 (Registrant) Pittsburgh Steelers Sports, Inc. Corporation Pennsylvania Trademark Electronic Service System (TESS), at www.uspto.gov.*

(Continued)

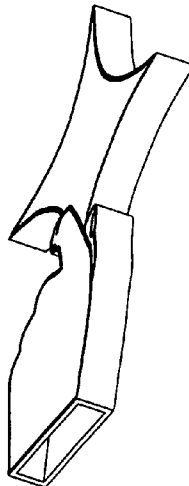
Primary Examiner — Mary Ann Calabrese

(57) **CLAIM**

The ornamental design for a hand sign, as shown and described.

FIG. 1 is a right-side elevational view of a first embodiment of a left-hand hand sign according to the invention;
 FIG. 2 is a left-side elevational view of the left-hand hand sign of FIG. 1;
 FIG. 3 is an enlarged rear elevational view of the left-hand hand sign of FIG. 1;
 FIG. 4 is an enlarged top plan view of the left-hand hand sign of FIG. 1;
 FIG. 5 is an enlarged bottom plan view of the left-hand hand sign of FIG. 1;
 FIG. 6 is an enlarged front elevational view of the left-hand hand sign of FIG. 1;
 FIG. 7 is a perspective view from below the rear of the left side of the left-hand hand sign of FIG. 2;
 FIG. 8 is a perspective view from above the front of the left side of the left-hand hand sign of FIG. 2;
 FIG. 9 is a left-side elevational view of a second embodiment of a right-hand hand sign according to the invention;
 FIG. 10 is a right-side elevational view of the right-hand hand sign of FIG. 9;
 FIG. 11 is an enlarged front elevational view of the right-hand hand sign of FIG. 9;
 FIG. 12 is an enlarged top plan view of the right-hand hand sign of FIG. 9;
 FIG. 13 is an enlarged bottom plan view of the right-hand hand sign of FIG. 9;
 FIG. 14 is an enlarged rear elevational view of the right-hand hand sign of FIG. 9;
 FIG. 15 is a perspective view from below the rear of the right side of the right-hand hand sign of FIG. 10; and,
 FIG. 16 is a perspective view from above the front of the right side of the right-hand hand sign of FIG. 10.

1 Claim, 6 Drawing Sheets



US D660,365 S

Page 2

U.S. PATENT DOCUMENTS

D641,424 S * 7/2011 Bengyak D20/29
D641,791 S * 7/2011 Scott D20/33
D647,571 S * 10/2011 Bengyak D20/33
D649,597 S * 11/2011 Malinowski D20/33
D649,598 S * 11/2011 Bengyak D20/33
D651,652 S * 1/2012 Bengyak D20/29

OTHER PUBLICATIONS

15" Star Hand Mitt—WellPromo.com <http://www.wellpromo.com/Wholesale/Foam/15--Star-Hand-Mitt-179748.htm> pulled from the web on Nov. 30, 2011.*

* cited by examiner




FIG. 1

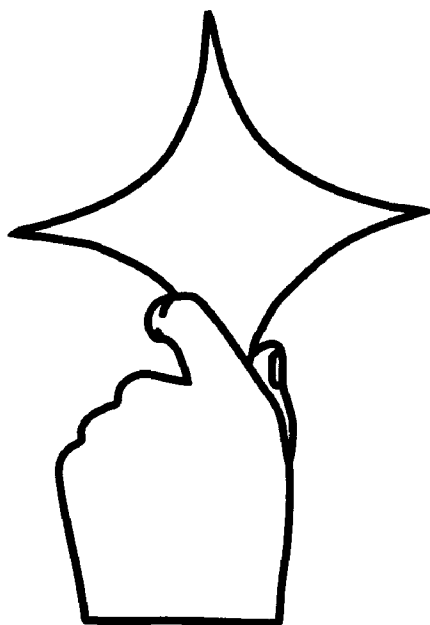


FIG. 2



FIG. 4



FIG. 3



FIG. 6



FIG. 5

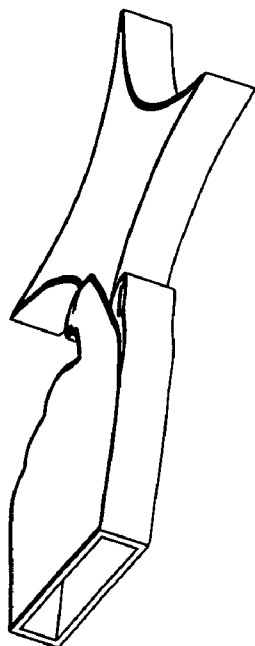


FIG. 7

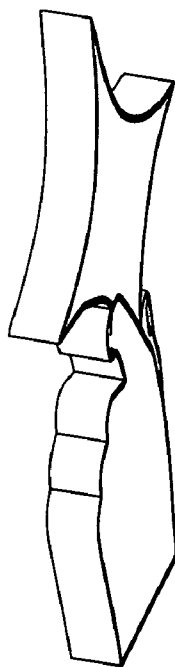


FIG. 8




FIG. 9




FIG. 10



FIG. 12



FIG. 11



FIG. 14




FIG. 13

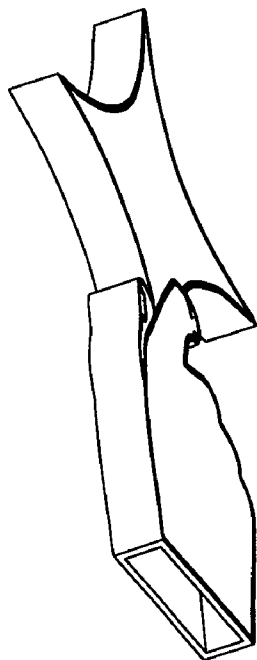


FIG. 15

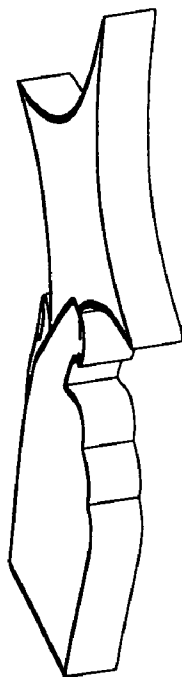


FIG. 16