



US00D520375S

(12) **United States Design Patent** (10) **Patent No.:** **US D520,375 S**
Summerford et al. (45) **Date of Patent:** **** May 9, 2006**

(54) **PACKAGE FOR MICROWAVABLE FOOD**
(75) Inventors: **Dennis Summerford**, Norwalk, OH (US); **Terry Martin**, Shelby, OH (US)
(73) Assignee: **R. S. Hanline & Company Inc.**, Shelby, OH (US)
(**) Term: **14 Years**

D339,523 S * 9/1993 Bennett D9/418
D360,131 S * 7/1995 Tudor D9/418
D379,906 S * 6/1997 Burin et al. D7/628
D413,758 S * 9/1999 Hessen et al. D7/351
D457,575 S * 5/2002 Newman et al. D21/524
D485,177 S * 1/2004 Hoffman et al. D9/433
6,698,657 B1 * 3/2004 Murphy et al. 219/678
D494,061 S * 8/2004 Brown D9/418
D504,771 S * 5/2005 Boyd et al. D9/418

* cited by examiner

(21) Appl. No.: **29/206,556**
(22) Filed: **Jun. 1, 2004**

Primary Examiner—Sandra L. Morris
(74) *Attorney, Agent, or Firm*—Fay, Sharpe, Fagan, Minnich & McKee, LLP

(51) **LOC (8) Cl.** **09-01**
(52) **U.S. Cl.** **D9/600**; D9/418; D9/432
(58) **Field of Classification Search** D7/351;
D9/600, 414–415, 418, 432–433; D21/524;
215/379–383, 400; 219/678, 740, 758; 220/890;
229/162.1, 902–903

(57) **CLAIM**

The ornamental design for a package for microwavable food, is shown and described.

See application file for complete search history.

DESCRIPTION

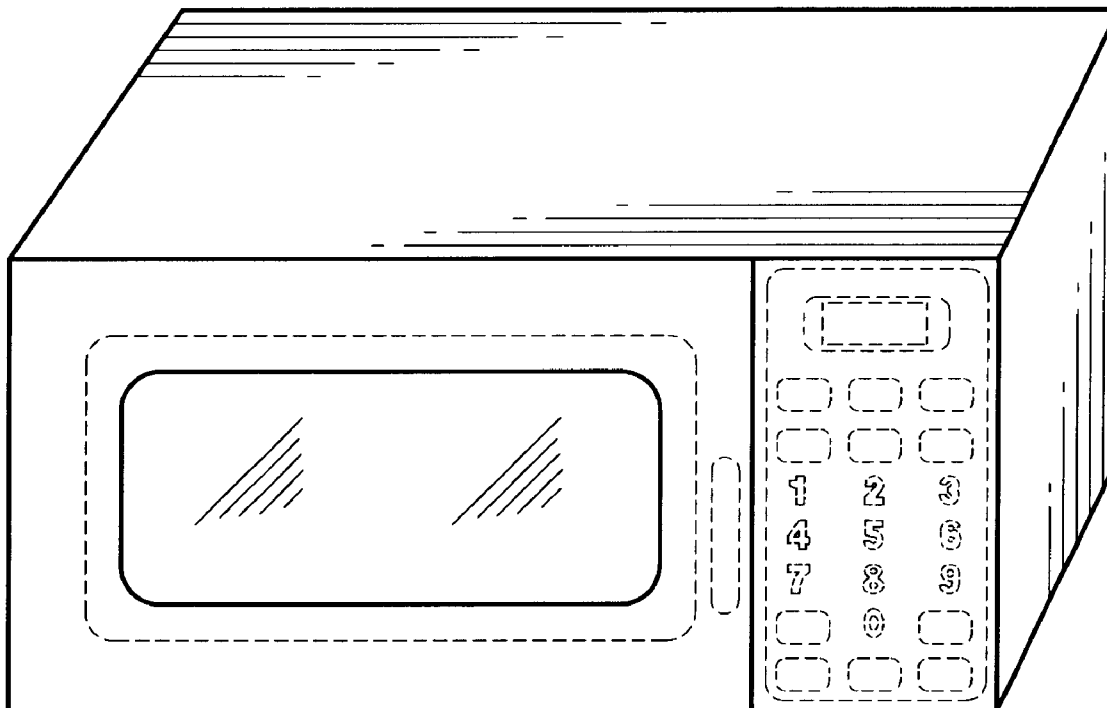
(56) **References Cited**

FIG. 1 is a perspective view of a package for microwavable food;
FIG. 2 is a front view thereof;
FIG. 3 is a rear view thereof;
FIG. 4 is a top view thereof;
FIG. 5 is a bottom view thereof;
FIG. 6 is a left side view thereof; and,
FIG. 7 is a right side view thereof.
The broken line showing is for illustrative purposes only, and forms no part of the claimed design.

U.S. PATENT DOCUMENTS

3,048,319 A * 8/1962 Lowe 229/162.1
3,451,535 A * 6/1969 Caplan 229/162.1
D217,502 S * 5/1970 Valerie D9/432
3,595,382 A * 7/1971 Hofer 206/215
D260,104 S * 8/1981 Klawitter D21/524
D268,276 S * 3/1983 Rados D21/479
D272,407 S * 1/1984 Notbohm D7/351
4,711,979 A * 12/1987 Glasser et al. 219/758
D318,397 S * 7/1991 Jung D7/351

1 Claim, 2 Drawing Sheets



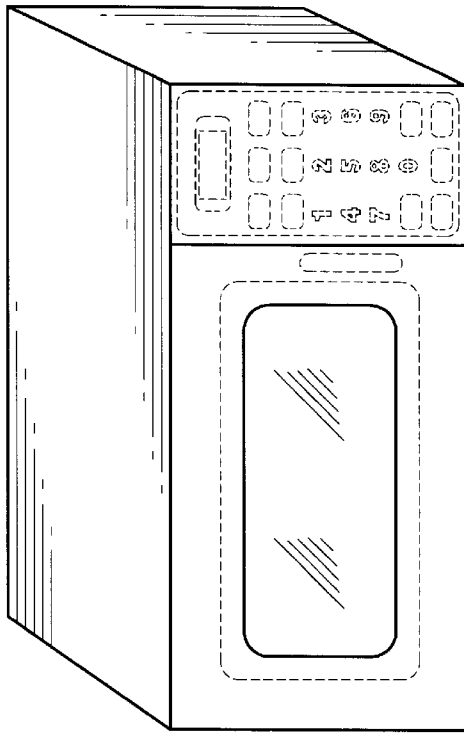


FIG. 1

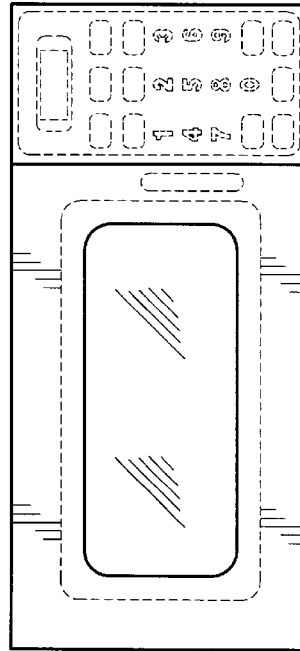


FIG. 2




FIG. 3




FIG. 5

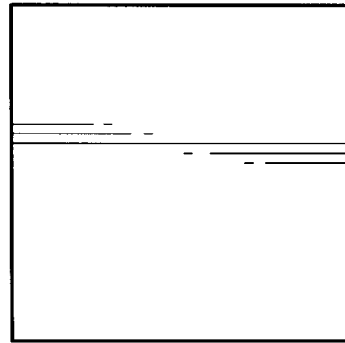


FIG. 7




FIG. 4




FIG. 6