



US00D378692S

United States Patent [19]

[11] **Patent Number:** **Des. 378,692**

Lincoln

[45] **Date of Patent:** ****Apr. 1, 1997**

[54] **TRANSPARENT AQUATIC BOARD**

Attorney, Agent, or Firm—Gregory J. Nelson

[76] **Inventor:** **Bruce C. Lincoln**, 8334 S. Mill Ave., Tempe, Ariz. 85284

[57] **CLAIM**

[**] **Term:** **14 Years**

The ornamental design for a transparent aquatic board, as shown and described.

[21] **Appl. No.:** **50,713**

DESCRIPTION

[22] **Filed:** **Feb. 23, 1996**

[52] **U.S. Cl. D21/228; D21/236**

[58] **Field of Search D21/228, 236, D21/237; 441/74, 79, 135**

FIG. 1 is a perspective view of a transparent aquatic board showing my new design;

FIG. 2 is a top view thereof;

FIG. 3 is a bottom view thereof;

FIG. 4 is a side elevational view of the transparent aquatic board showing my new design;

FIG. 5 is a front view thereof;

FIG. 6 is a rear view thereof; and,

FIG. 7 is a partial top view of an alternate embodiment of the design of my invention in which an end of the board carries an opaque design, the remaining features being identical to those shown in FIGS. 1 to 6.

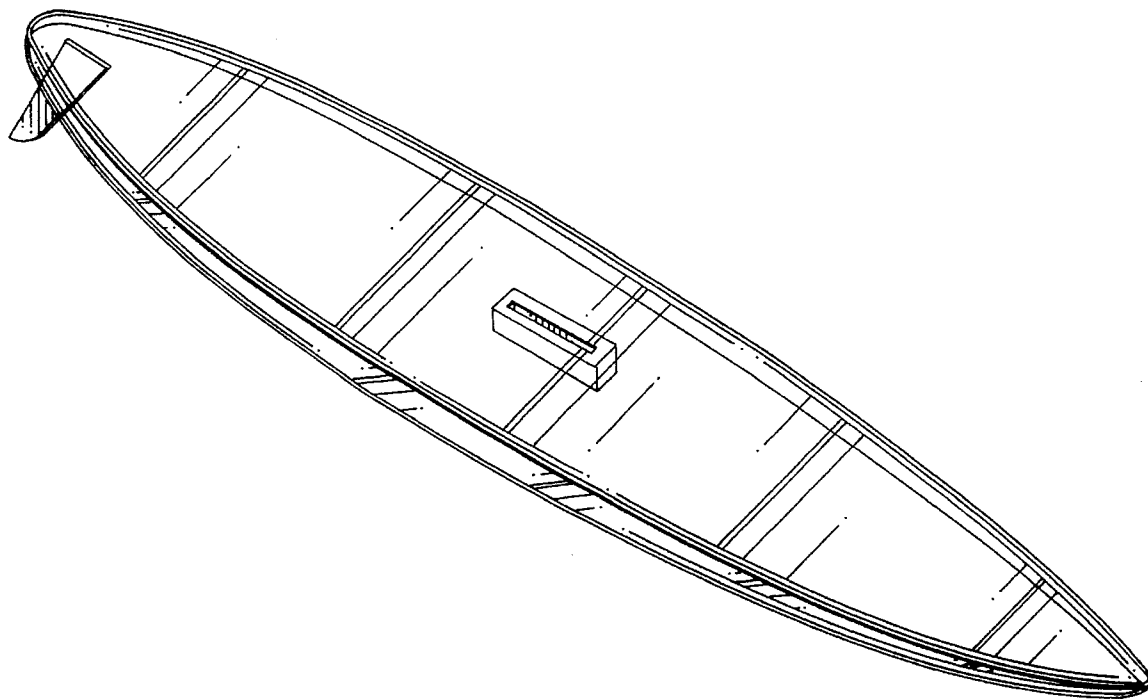
[56] **References Cited**

U.S. PATENT DOCUMENTS

D. 221,262	7/1971	Marshall	D21/228
D. 265,898	8/1982	Gerkovnik et al.	D21/228
D. 269,668	7/1983	Schweitzer	D21/228
4,715,837	12/1987	Floyd	441/135
4,798,549	1/1989	Hirsch	441/74

Primary Examiner—Kay H. Chin

1 Claim, 1 Drawing Sheet



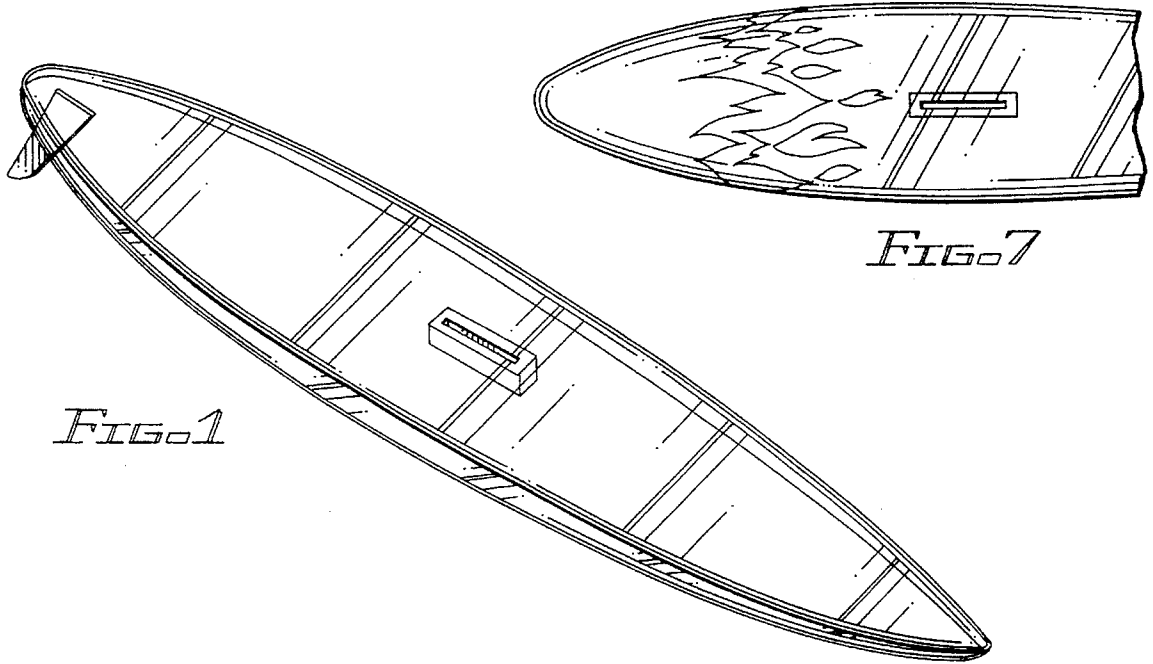


FIG. 1

FIG. 7

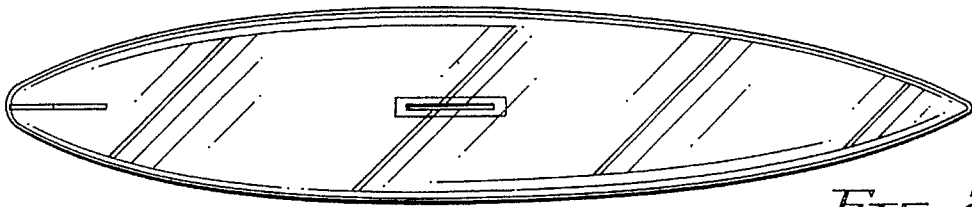


FIG. 2

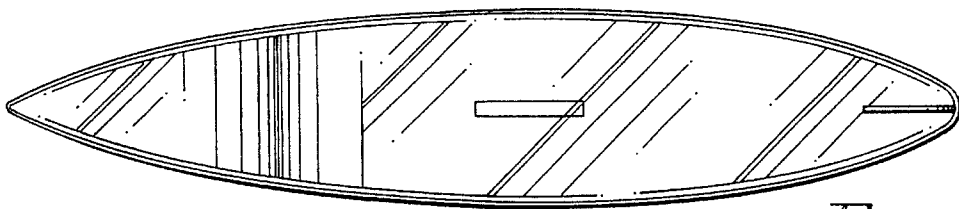


FIG. 3

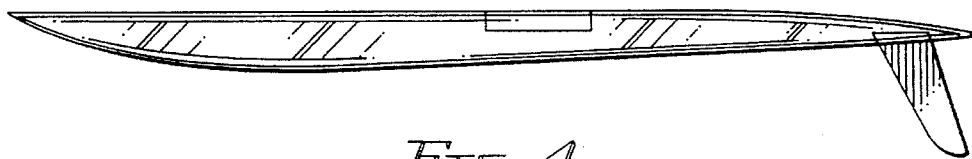


FIG. 4

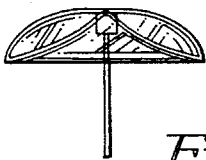


FIG. 5

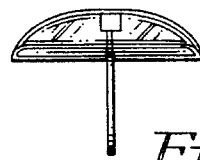


FIG. 6