

[54] **COMBINED MIRROR AND SHAVING GEAR HOLDER**

[75] Inventor: **Ronald W. Sanford**, Great Neck, N.Y.

[73] Assignee: **Brooks/Kendall, Ltd.**, Great Neck, N.Y.

[**] Term: **14 Years**

[21] Appl. No.: **592,178**

[22] Filed: **Mar. 22, 1984**

[52] U.S. Cl. **D6/526; D6/568; D28/73**

[58] Field of Search **D6/300, 526, 568; D28/44, 73; 132/80 R, 80 A; 350/584, 588; 211/65, 66; 30/90**

[56] **References Cited**

U.S. PATENT DOCUMENTS

D. 48,061	11/1915	Fishback et al.	D28/73
D. 179,714	2/1957	Wise	D6/526
D. 258,474	3/1981	Edstrom	D6/526
D. 258,475	3/1981	Edstrom	D6/526

D. 272,969	3/1984	Sussman	D6/300
1,981,674	11/1934	Solomon	211/87
2,118,465	5/1938	Grose	211/65
2,960,237	11/1960	McEnery	211/87

OTHER PUBLICATIONS

The New York Times Magazine, 11/1/81, Section 6, p. 107, "Aquamirror" Shaving Mirror.

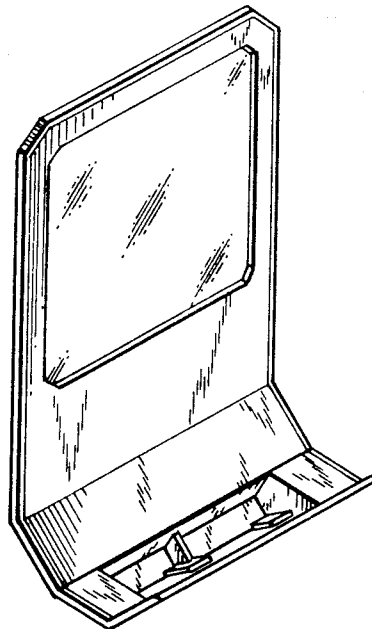
Primary Examiner—Louis S. Zarfes
Attorney, Agent, or Firm—Lilling & Greenspan

[57] **CLAIM**

The ornamental design for a combined mirror and shaving gear holder, substantially as shown and described.

DESCRIPTION

FIG. 1 is a perspective view of a combined mirror and shaving gear holder showing my new design;
FIG. 2 is a top plan view thereof;
FIG. 3 is a front elevational view thereof;
FIG. 4 is a side elevational view thereof;
FIG. 5 is a back elevational view thereof;
FIG. 6 is a bottom plan view thereof; and
FIG. 7 is a sectional view thereof taken along line 7—7 of FIG. 5.



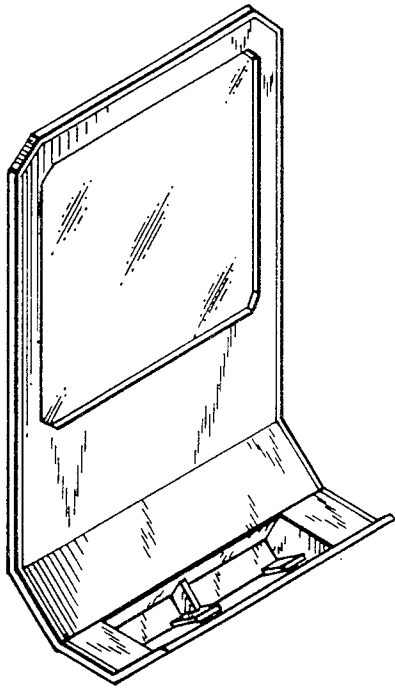


FIG. 1

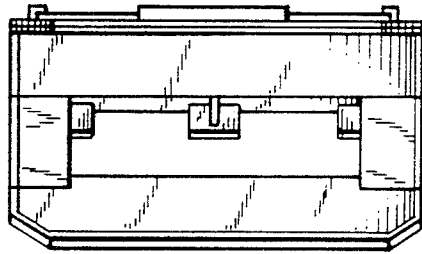


FIG. 2

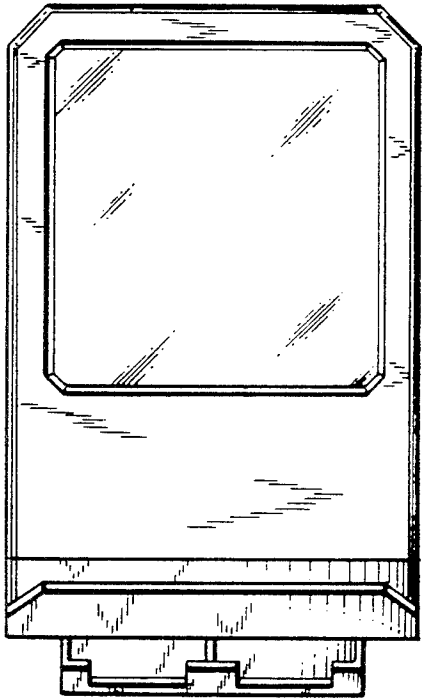


FIG. 3

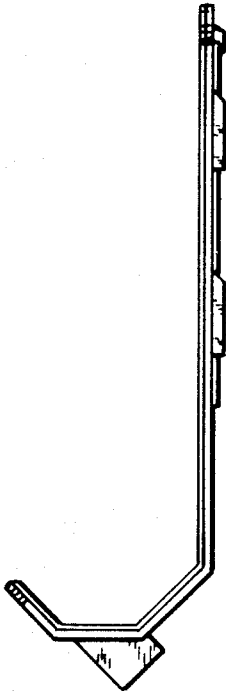


FIG. 4

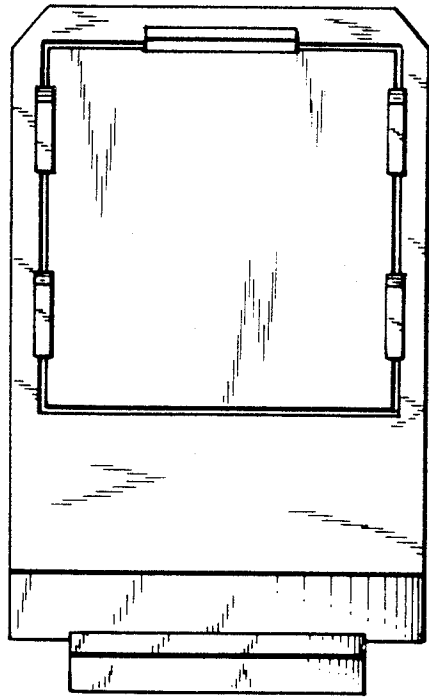


FIG. 5

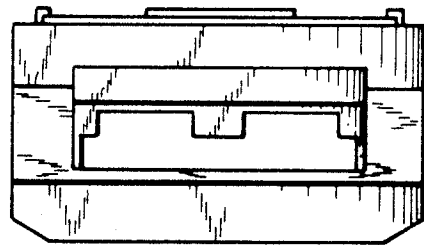


FIG. 6