



US00D541655S

(12) **United States Design Patent**
Alluigi

(10) **Patent No.:** **US D541,655 S**

(45) **Date of Patent:** **** May 1, 2007**

(54) **SPRAYING DEVICE FOR BOTTLES**

D456,262 S * 4/2002 Cummings D9/448
D495,399 S * 8/2004 Guala D23/213

(75) Inventor: **Riccardo Alluigi**, Acqui Terme (IT)

* cited by examiner

(73) Assignee: **Guala Dispensing S.p.A.**, Spinetta Marengo (Alessandria)

Primary Examiner—Robert M. Spear
Assistant Examiner—Susan Bennett Hattan

(**) Term: **14 Years**

(74) *Attorney, Agent, or Firm*—Shoemaker and Mattare

(21) Appl. No.: **29/238,341**

(57) **CLAIM**

(22) Filed: **Sep. 15, 2005**

The ornamental design for a spraying device for bottles, as shown and described.

(30) **Foreign Application Priority Data**

DESCRIPTION

May 27, 2005 (IT) BS200500028

(51) **LOC (8) Cl.** **09-07**

(52) **U.S. Cl.** **D9/448**

(58) **Field of Classification Search** D9/685,
D9/448, 447, 435, 434; D23/226, 223, 213;
239/459, 415, 414; D6/542

See application file for complete search history.

FIG. 1 is a perspective view of a spraying device for bottles, showing my new design from the front, left side and top; FIG. 2 is a perspective view thereof, from the front, right side and top; FIG. 3 is a left side elevational view thereof, the right side view being a mirror image; FIG. 4 is a front elevational view thereof; FIG. 5 is a rear elevational view thereof; and, FIG. 6 is a top plan view thereof.

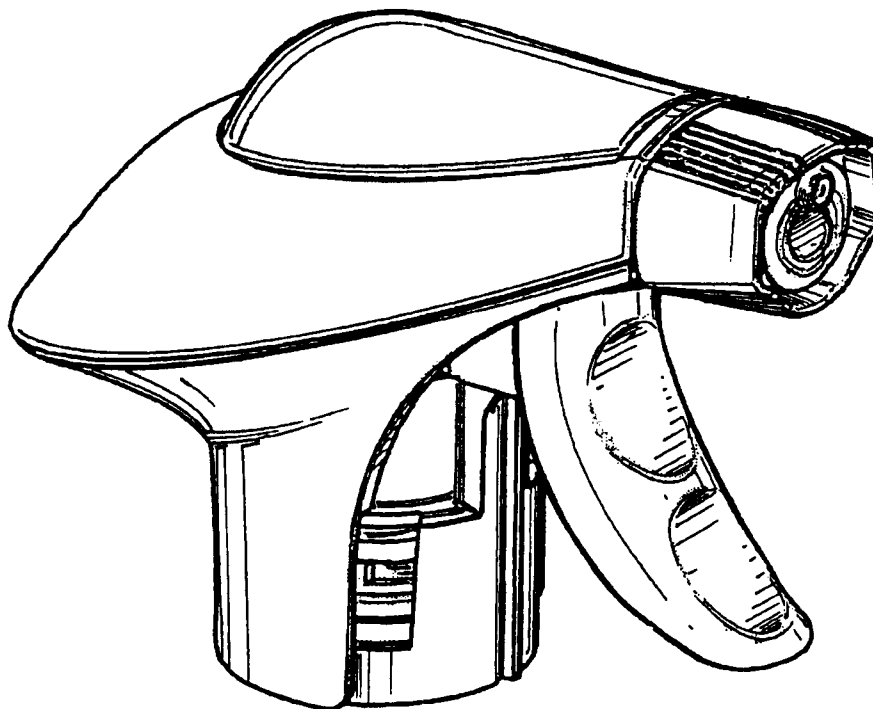
The broken lines in the drawings are for illustrative purposes only and form no part of the claimed design.

(56) **References Cited**

U.S. PATENT DOCUMENTS

D406,052 S * 2/1999 Dumont et al. D9/685
D420,914 S * 2/2000 Cummings D9/448

1 Claim, 3 Drawing Sheets



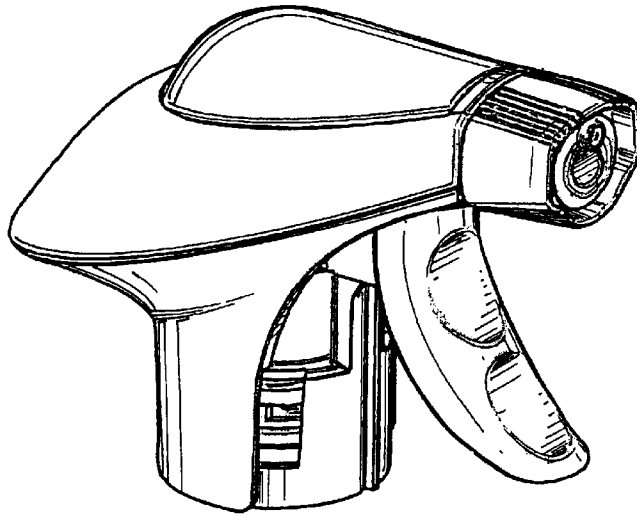


Fig. 1

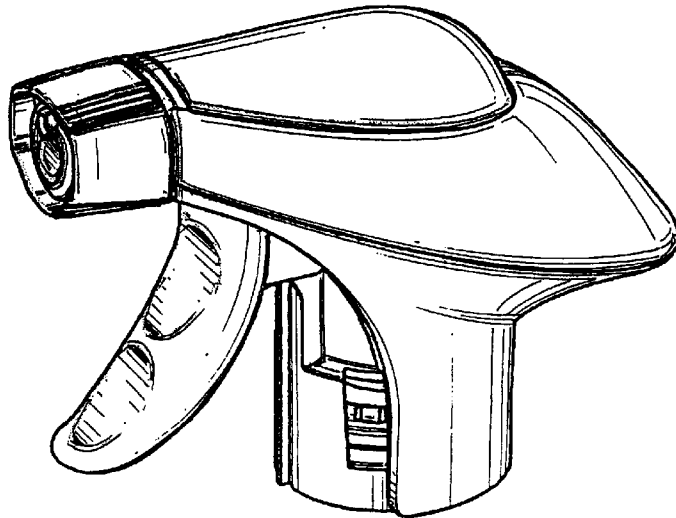


Fig. 2

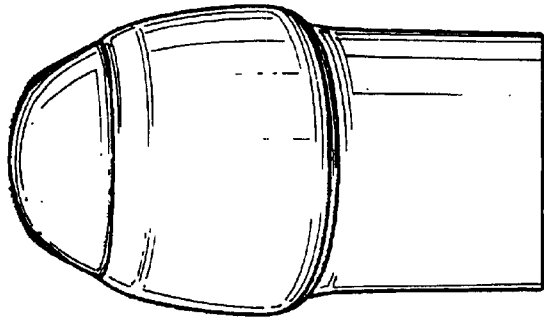


Fig. 5

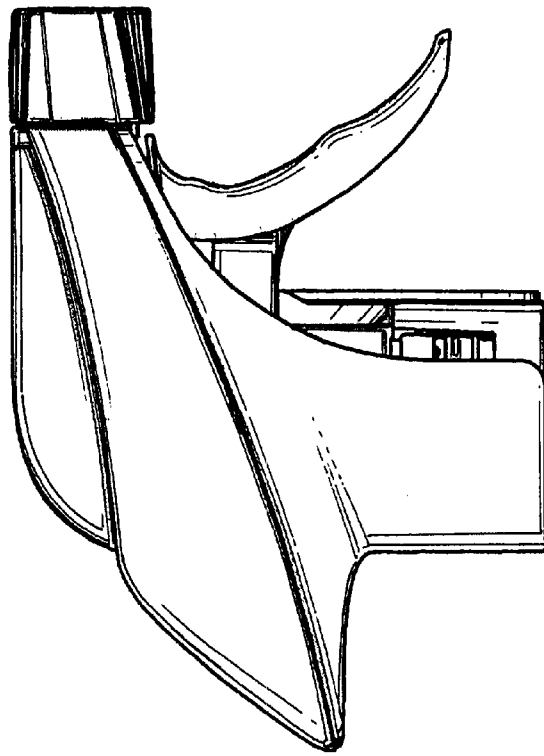


Fig. 3

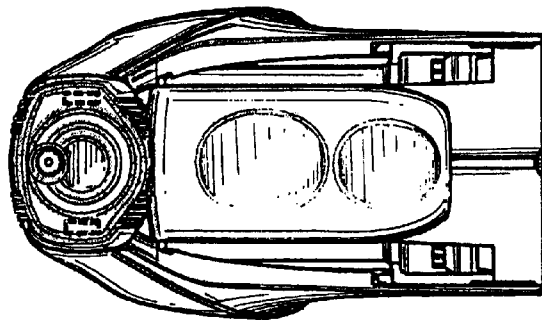


Fig. 4

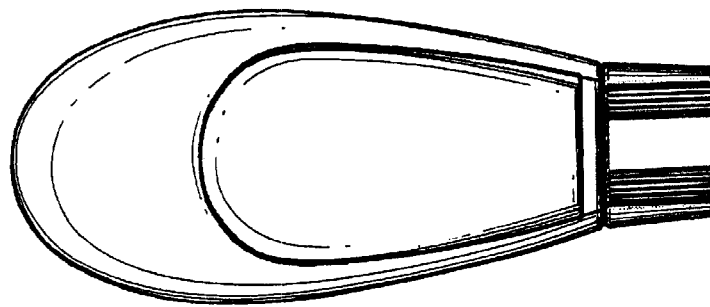


Fig. 6