



US00D652247S

(12) **United States Design Patent**
Monteiro Sindeaux et al.

(10) **Patent No.:** **US D652,247 S**

(45) **Date of Patent:** **** Jan. 17, 2012**

(54) **STOVE**

(75) Inventors: **Gustavo Eugenio Monteiro Sindeaux**,
Curitiba Paraná (BR); **Marcos dos Santos de Oliveira**, Campo Largo Paraná (BR); **Gabriel Gemael Polycarpo Lied**, Curitiba Paraná (BR)

(73) Assignee: **Aktiebolaget Electrolux**, Stockholm (SE)

(**) Term: **14 Years**

(21) Appl. No.: **29/354,826**

(22) Filed: **Jan. 29, 2010**

(30) **Foreign Application Priority Data**

Jul. 29, 2009 (SE) 2009/0400

(51) **LOC (9) Cl.** **07-02**

(52) **U.S. Cl.** **D7/340**

(58) **Field of Classification Search** D7/323,
D7/340-348, 404-409; 126/39 B, 211, 214 C,
126/214 R, 215-216, 217-218, 152 R; 219/460.1,
219/506

See application file for complete search history.

(56) **References Cited**

U.S. PATENT DOCUMENTS

D461,090 S *	8/2002	Rummel et al.	D7/346
D468,964 S *	1/2003	Becker et al.	D7/408
D477,496 S *	7/2003	Monguilod et al.	D7/340
D477,497 S *	7/2003	Monguilod	D7/340
D491,411 S *	6/2004	De Mello	D7/340
D495,918 S *	9/2004	De Mello	D7/340
D530,972 S *	10/2006	Park	D7/340
D557,069 S *	12/2007	Shin et al.	D7/408
D560,955 S *	2/2008	Shin et al.	D7/340
D585,696 S *	2/2009	Monteiro Sindeaux et al.	D7/340

D589,740 S *	4/2009	Strayle	D7/346
D597,373 S *	8/2009	Geiger et al.	D7/408
D615,345 S *	5/2010	Grey et al.	D7/346
D615,801 S *	5/2010	Grey et al.	D7/346
D616,695 S *	6/2010	Grey et al.	D7/340
D616,696 S *	6/2010	Grey et al.	D7/346

* cited by examiner

Primary Examiner — Ralf Seifert

(74) *Attorney, Agent, or Firm* — Banner & Witcoff, Ltd.

(57) **CLAIM**

The ornamental design for a stove, as shown and described.

DESCRIPTION

FIG. 1 is a perspective view of a stove showing a first embodiment of our new design;

FIG. 2 is a front view thereof;

FIG. 3 is a left side view thereof;

FIG. 4 is a right side view thereof;

FIG. 5 is a bottom plan view thereof;

FIG. 6 is a top plan view thereof;

FIG. 7 is a rear view thereof;

FIG. 8 is a perspective view of a stove showing a second embodiment of our new design;

FIG. 9 is a front view thereof;

FIG. 10 is a left side view thereof;

FIG. 11 is a right side view thereof;

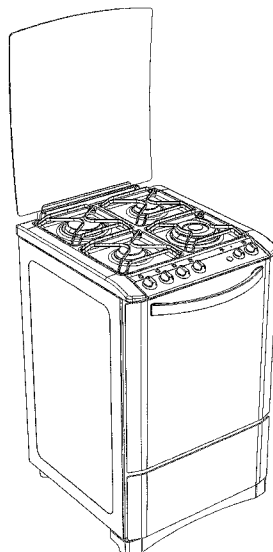
FIG. 12 is a bottom plan view thereof;

FIG. 13 is a top plan view thereof; and,

FIG. 14 is a rear view thereof.

Applicants recognize that the inventive aspects of the current design exit in the overall appearance and in many portions of each of the embodiments disclosed herein. Applicants reserve the right to amend this application and/or to file one or more divisional or continuation applications to specifically claim any embodiment and/or disclosed portion thereof.

1 Claim, 14 Drawing Sheets






FIG. 1




FIG. 2

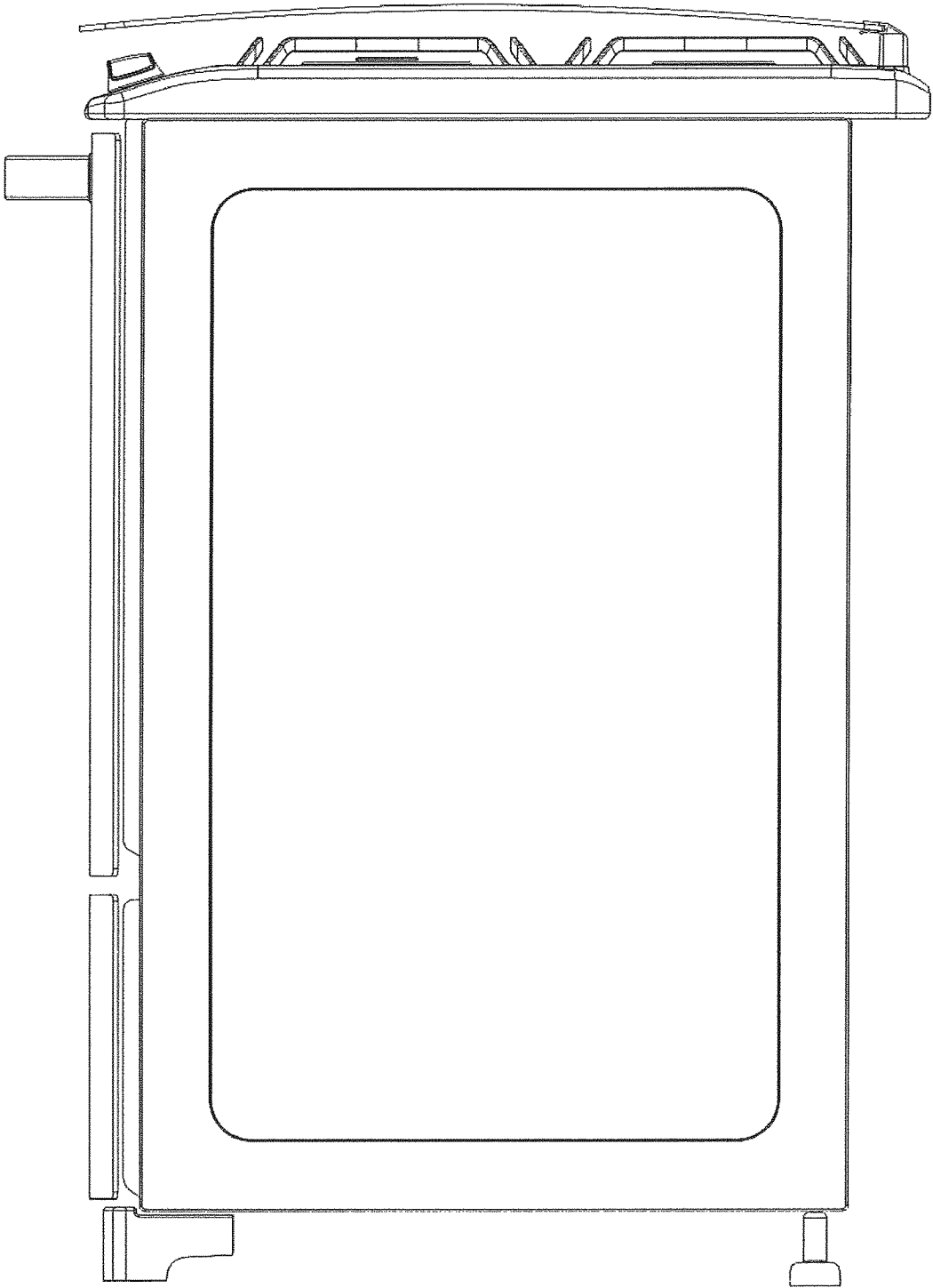


FIG. 3




FIG. 4




FIG. 5




FIG. 6




FIG. 7




FIG. 8




FIG. 9

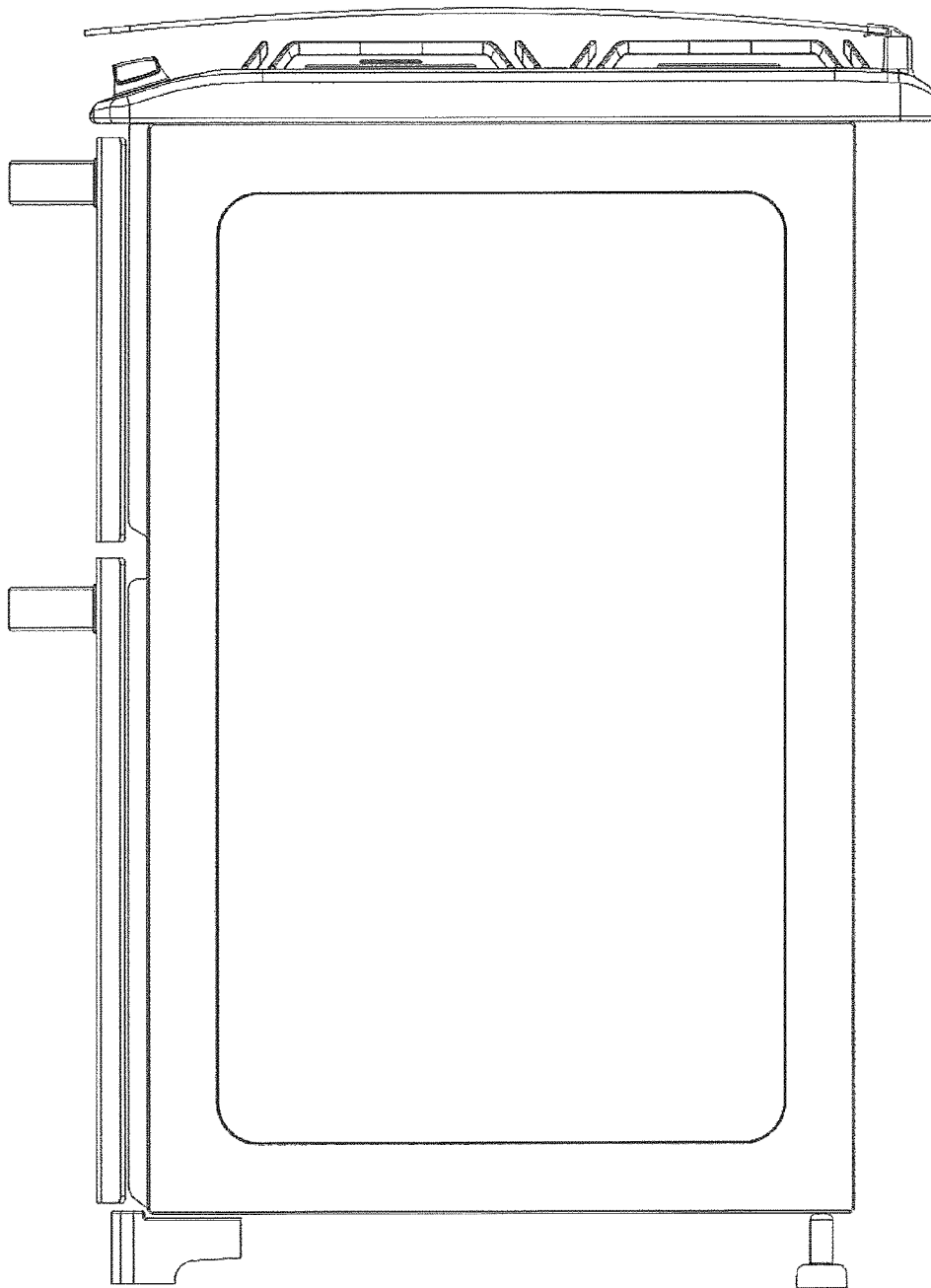


FIG. 10




FIG. 11




FIG. 12

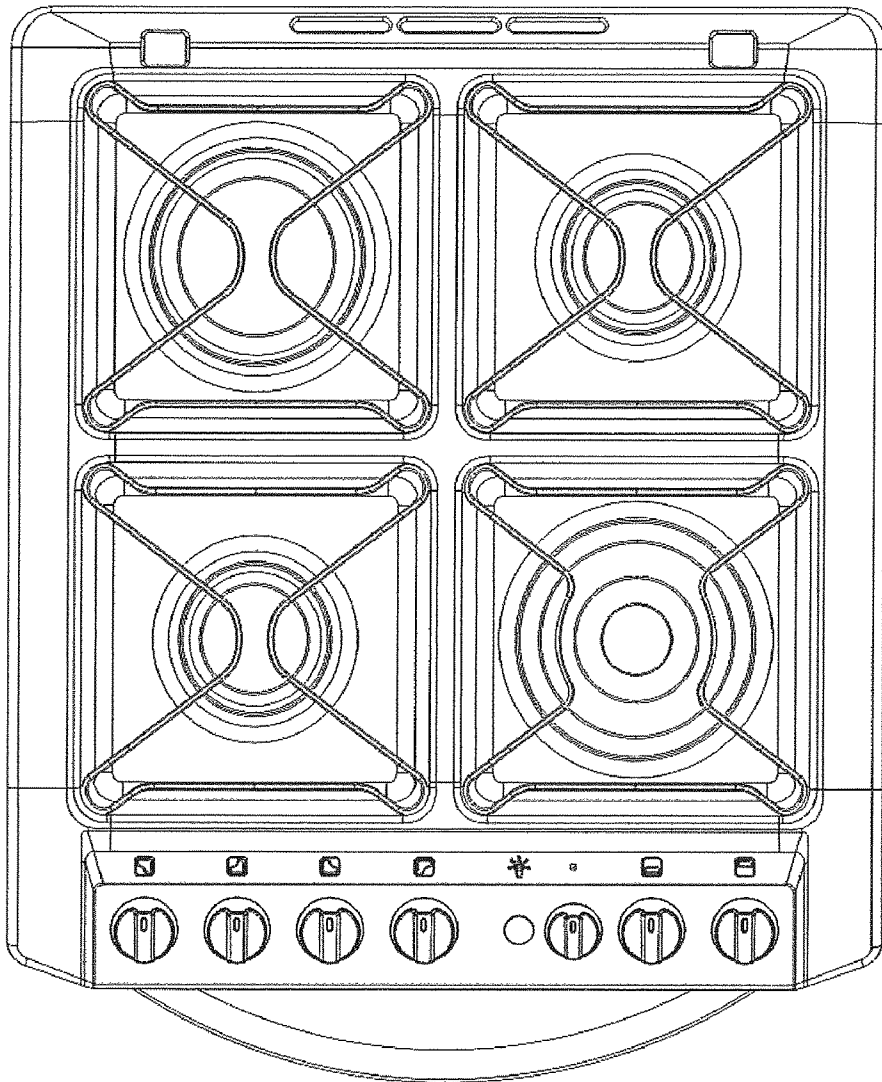


FIG. 13




FIG. 14