



US00D754103S

(12) **United States Design Patent**
Fischer et al.

(10) **Patent No.:** **US D754,103 S**

(45) **Date of Patent:** **** Apr. 19, 2016**

(54) **LOUDSPEAKER**

- (71) Applicant: **Harman International Industries, Incorporated**, Northridge, CA (US)
- (72) Inventors: **Joshua Fischer**, Shenzhen (CN); **Irfan Kachwalla**, Shenzhen (CN)
- (73) Assignee: **Harman International Industries, Incorporated**, Northridge, CA (US)

(**) Term: **14 Years**

(21) Appl. No.: **29/513,574**

(22) Filed: **Jan. 2, 2015**

(51) **LOC (10) Cl.** **14-03**

(52) **U.S. Cl.**

USPC **D14/214**

(58) **Field of Classification Search**

USPC D14/167, 168, 170-172, 188, 194-196, D14/204, 207, 209.1, 210-216, 219, 221, D14/222, 224, 496; 181/143, 144, 147, 148, 181/150, 153, 157, 198, 199; 381/300-303, 381/306, 332, 333, 336, 345, 361-364, 381/386-388; 369/6-12

CPC B60R 11/0217; G06F 1/1688; H04M 1/03; H04M 1/035; H04R 1/02; H04R 1/06; H04R 1/021; H04R 1/025; H04R 1/026; H04R 1/028; H04R 1/105; H04R 1/323; H04R 1/403; H04R 1/2803; H04R 1/2834; H04R 5/02; H04R 7/20; H04R 9/06; H04R 9/025; H04R 2201/021; H04R 2400/00; H04R 2400/07; H04R 2499/11; H04R 2499/13; H04R 2499/15; H04S 3/00; H04S 7/30

See application file for complete search history.

(56) **References Cited**

U.S. PATENT DOCUMENTS

D685,346 S *	7/2013	Szymanski	D14/214
D707,204 S *	6/2014	Fujiwara	D14/204
D710,328 S *	8/2014	Kim	D14/212
D710,824 S *	8/2014	Mackiewicz	D14/214
D713,381 S *	9/2014	Riggs	D14/214
D718,277 S *	11/2014	Yamamoto	D14/214
D734,739 S *	7/2015	Green	D14/214

* cited by examiner

Primary Examiner — Keli L Hill

(74) *Attorney, Agent, or Firm* — Plumsea Law Group, LLC

(57) **CLAIM**

The ornamental design for a loudspeaker, as shown and described.

DESCRIPTION

FIG. 1 is a front perspective view of a loudspeaker showing our new design;

FIG. 2 is a back perspective view thereof;

FIG. 3 is a front elevational view thereof;

FIG. 4 is a rear elevational view thereof;

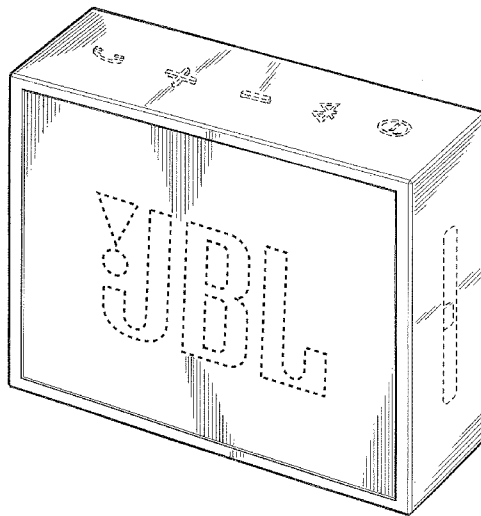
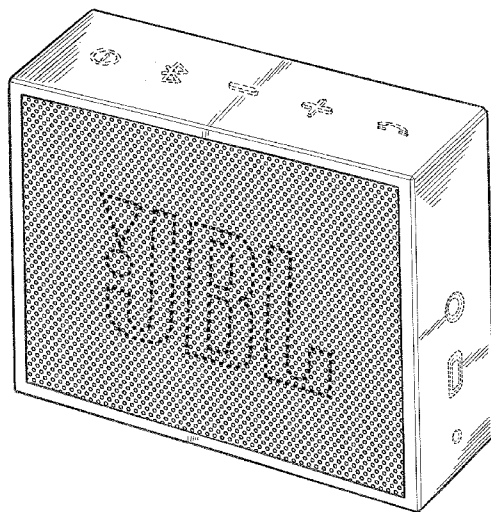
FIG. 5 is a side elevational view thereof;

FIG. 6 is a side elevational view of the opposite side thereof; and,

FIG. 7 is a top plan view thereof.

The broken lines shown are included for the purpose of illustrating portions of the loudspeaker that form no part of the claimed design.

1 Claim, 6 Drawing Sheets



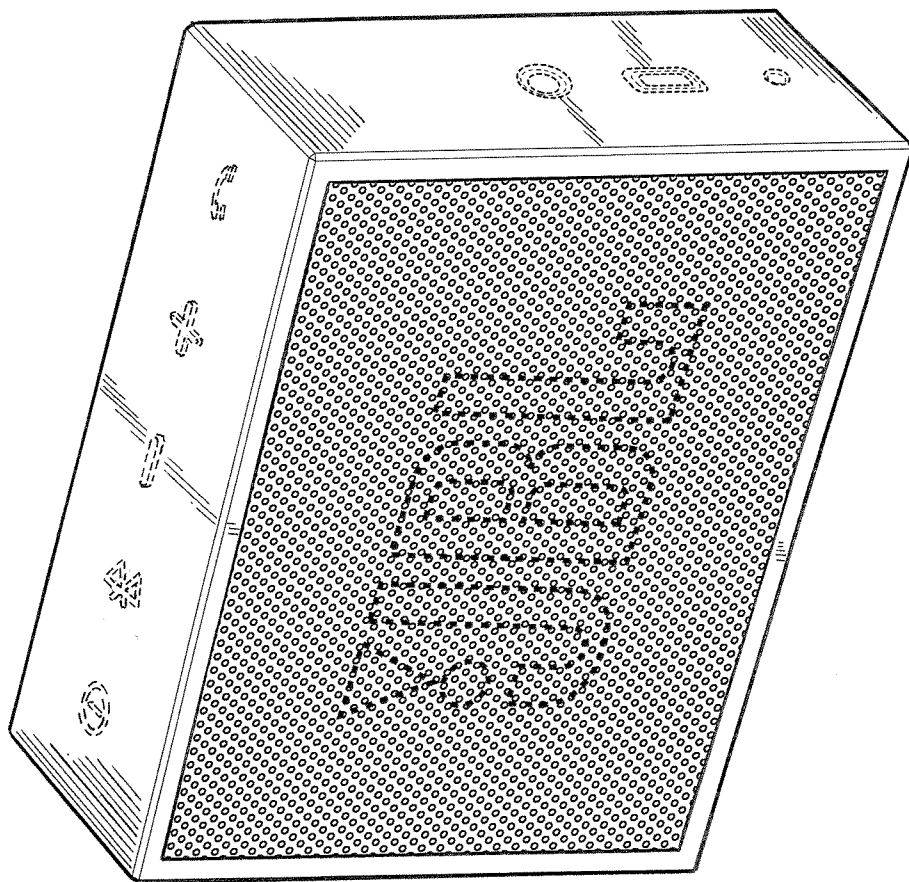


FIG. 1

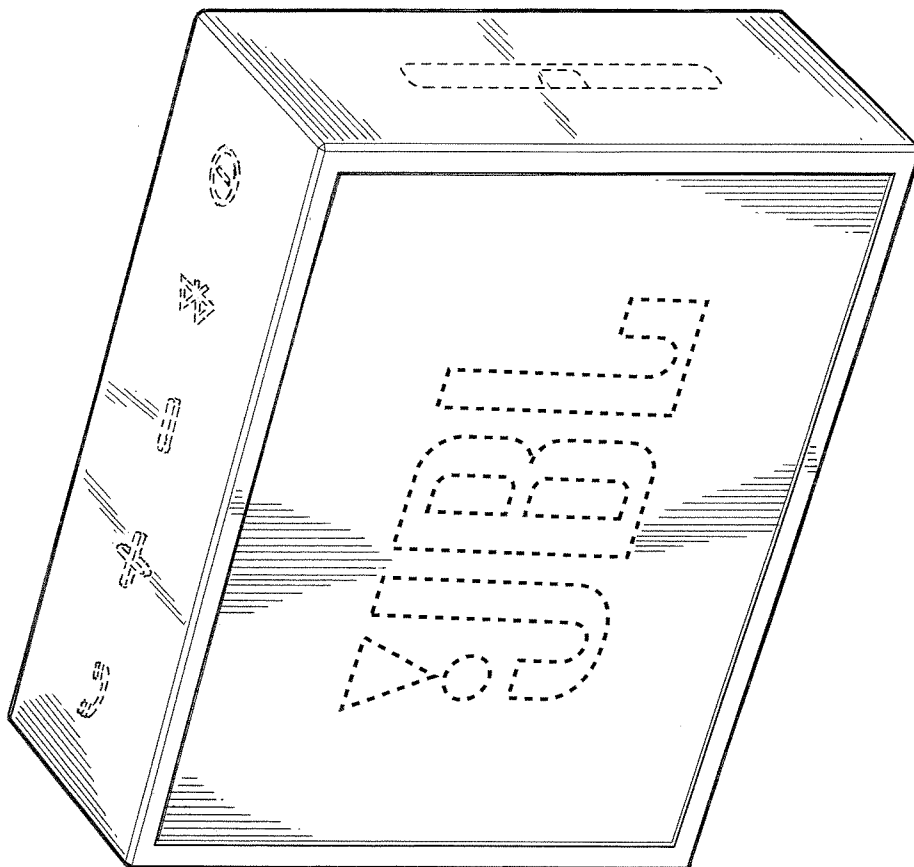


FIG. 2

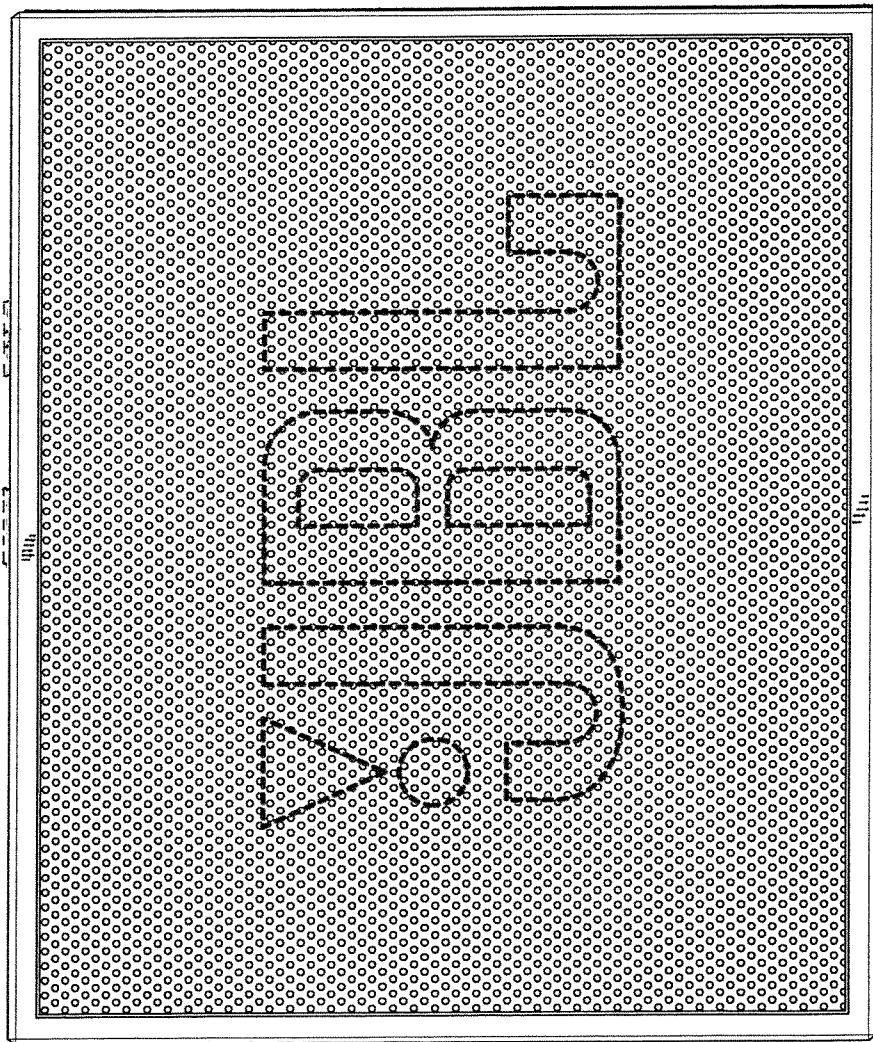


FIG. 3




FIG. 4

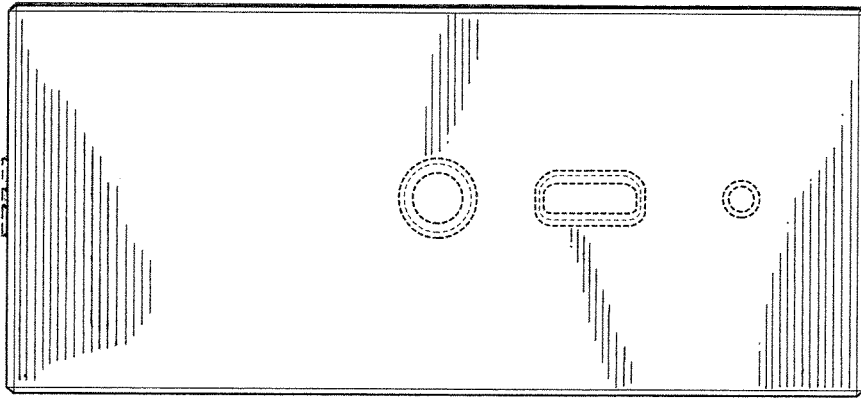


FIG. 5

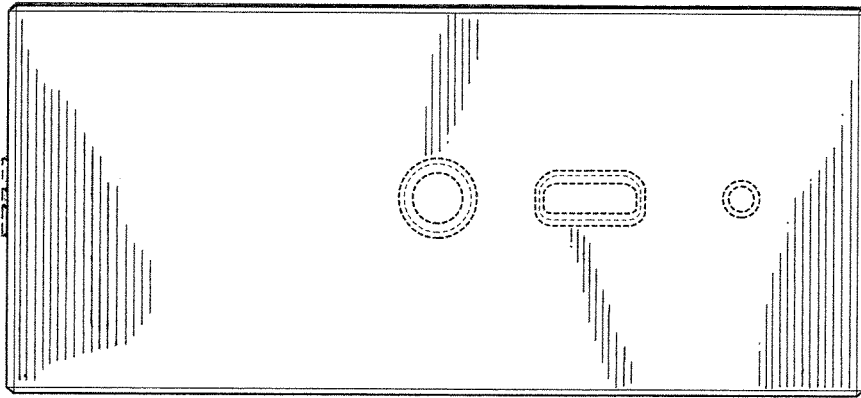


FIG. 6

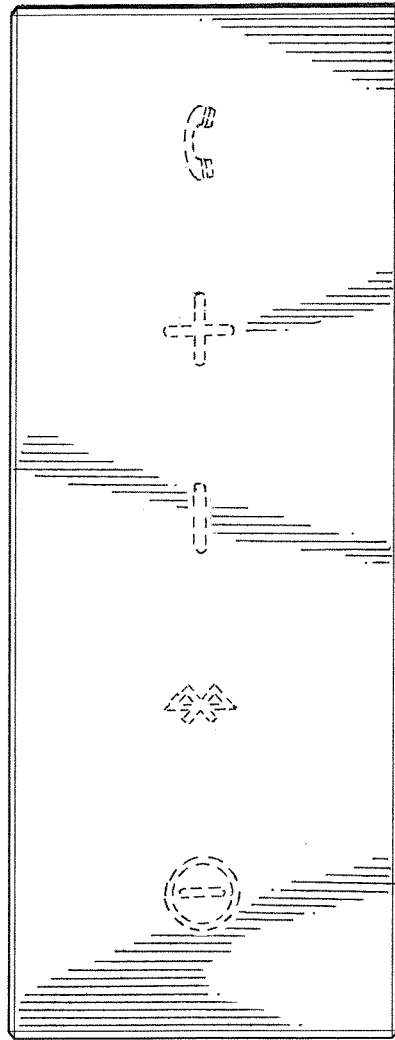


FIG. 7