

[54] DECORATIVE WHEEL

[76] Inventor: **Thayard A. McGuire**, 8617 Parkway Cir., Riverview, Fla. 33569

[**] Term: **14 Years**

[21] Appl. No.: **430,028**

[22] Filed: **Sep. 30, 1982**

[52] U.S. Cl. **D21/101; D21/59; D21/93**

[58] Field of Search **D21/101, 59, 93, 94, D21/53, 86; 446/46, 240; 273/424**

[56] **References Cited**

U.S. PATENT DOCUMENTS

D. 55,084	5/1920	Sandstrom	D21/95
D. 217,976	7/1970	Wilson	D21/86
D. 257,364	10/1980	Molenaar	D21/93
541,413	6/1895	Andrus	446/452
1,724,807	8/1929	Samour	D21/93 X
3,566,532	3/1971	Wilson	446/46
3,742,643	7/1973	Keith	446/46
4,185,826	1/1980	Ueng	273/424

OTHER PUBLICATIONS

Handbook of Designs and Devices, Clarence Hornung, 1932; p. 43, Motif 384, p. 131 Motif all.

Primary Examiner—Bernard Ansher

Assistant Examiner—Linda Titolo

Attorney, Agent, or Firm—Stein & Reese

[57] **CLAIM**

The ornamental design for a decorative wheel, as shown and described.

DESCRIPTION

FIG. 1 is a top perspective view of a decorative wheel showing my new design;

FIG. 2 is a top plan view of a second embodiment of the decorative wheel of FIG. 1;

FIG. 3 is a top plan view of a third embodiment of the decorative wheel of FIG. 1;

FIG. 4 is a top plan view of a fourth embodiment of the decorative wheel of FIG. 1; and

FIG. 5 is a top plan view of a fifth embodiment of the decorative wheel of FIG. 1.

The outer edge configuration of the decorative wheel is identical to that shown in FIG. 1 for all embodiments. The bottom plan view of each embodiment is substantially the same as the top plan view for each embodiment.

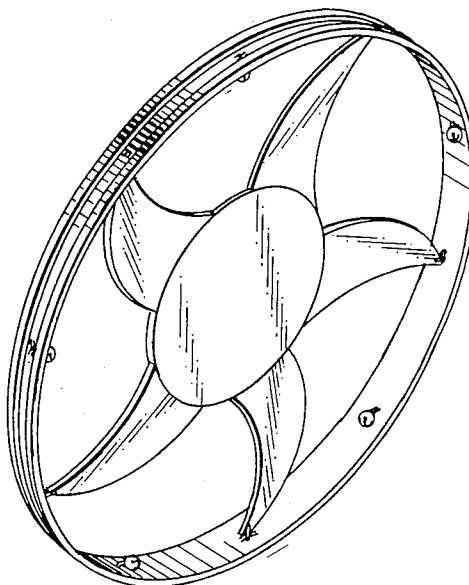


Fig. 1

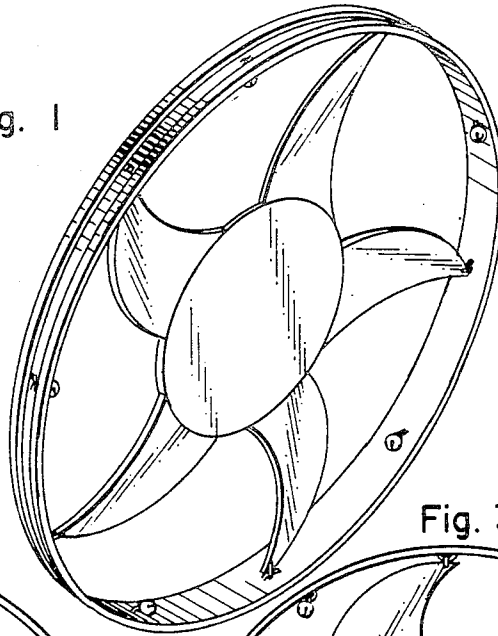


Fig. 2

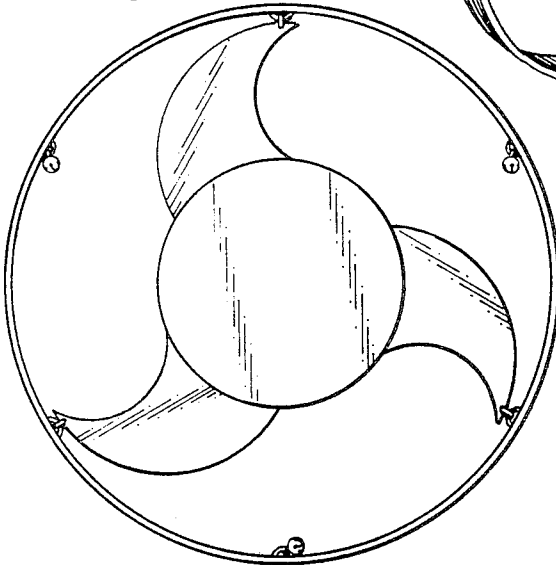


Fig. 3

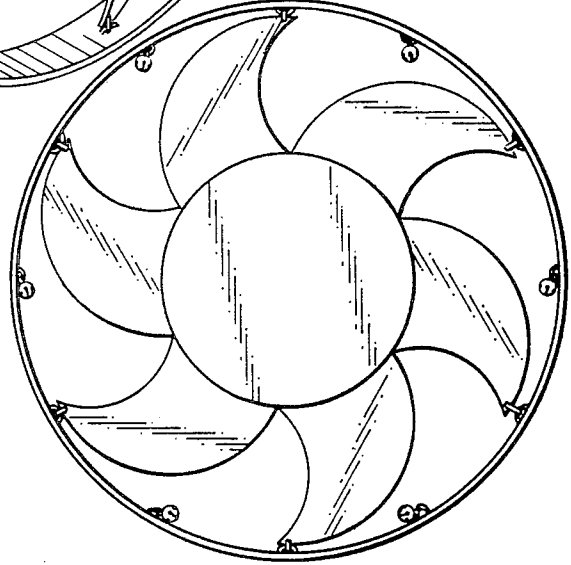


Fig. 4

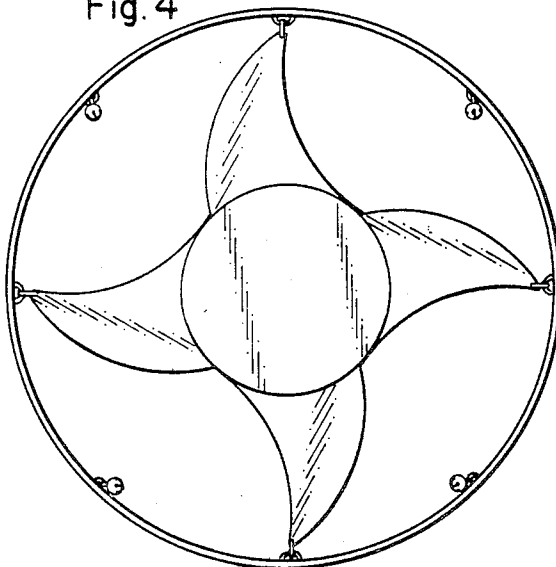


Fig. 5

