



HU000027547T2

(19) **HU**(11) Lajstromszám: **E 027 547**(13) **T2****MAGYARORSZÁG**  
Szellemi Tulajdon Nemzeti Hivatala**EURÓPAI SZABADALOM**  
**SZÖVEGÉNEK FORDÍTÁSA**(21) Magyar ügyszám: **E 10 766104**(51) Int. Cl.: **C22C 14/00** (2006.01)(22) A bejelentés napja: **2010. 10. 13.****B22F 1/02** (2006.01)**B22F 3/22** (2006.01)

(96) Az európai bejelentés bejelentési száma:

**EP 20100766104**

(86) A nemzetközi (PCT) bejelentési szám:

**PCT/GB 10/051724**

(97) Az európai bejelentés közzétételi adatai:

**EP 2488673 A1** **2011. 04. 21.**

(87) A nemzetközi közzétételi szám:

**WO 11045601**

(97) Az európai szabadalom megadásának meghirdetési adatai:

**EP 2488673 B1** **2015. 08. 19.**

(30) Elsőbbségi adatok:

**0917988****2009. 10. 14.****GB**

(73) Jogosult(ak):

**Anglo Platinum Marketing Limited, London**  
**SW1Y 5AN (GB)**

(72) Feltaláló(k):

**HAMILTON, Hugh, Gavin, Charles, Reading Berkshire**  
**RG4 7DS (GB)**

(74) Képvisező:

**Kovári Szabadalmi és Védjegy Iroda Kft.,**  
**Budapest**

(54)

**Eljárás**

Az európai szabadalom ellen, megadásának az Európai Szabadalmi Közlönyben való meghirdetésétől számított kilenc hónapon belül, felszólalást lehet benyújtani az Európai Szabadalmi Hivatalnál. (Európai Szabadalmi Egyezmény 99. cikk(1))

A fordítást a szabadalmas az 1995. évi XXXIII. törvény 84/H. §-a szerint nyújtotta be. A fordítás tartalmi helyességét a Szellemi Tulajdon Nemzeti Hivatala nem vizsgálta.



(11) **EP 2 488 673 B1**

(12) **EUROPEAN PATENT SPECIFICATION**

(45) Date of publication and mention  
of the grant of the patent:  
**19.08.2015 Bulletin 2015/34**

(51) Int Cl.:  
**C22C 14/00<sup>(2006.01)</sup> B22F 1/02<sup>(2006.01)</sup>**  
**B22F 3/22<sup>(2006.01)</sup>**

(21) Application number: **10766104.3**

(86) International application number:  
**PCT/GB2010/051724**

(22) Date of filing: **13.10.2010**

(87) International publication number:  
**WO 2011/045601 (21.04.2011 Gazette 2011/16)**

(54) **METHOD**

VERFAHREN

PROCÉDÉ

(84) Designated Contracting States:  
**AL AT BE BG CH CY CZ DE DK EE ES FI FR GB  
GR HR HU IE IS IT LI LT LU LV MC MK MT NL NO  
PL PT RO RS SE SI SK SM TR**

(30) Priority: **14.10.2009 GB 0917988**

(43) Date of publication of application:  
**22.08.2012 Bulletin 2012/34**

(73) Proprietor: **Johnson Matthey Public Limited  
Company  
London EC4A 4AB (GB)**

(72) Inventor: **HAMILTON, Hugh, Gavin, Charles  
Reading  
Berkshire RG4 7DS (GB)**

(74) Representative: **Whitcombe, Nicole Jane  
Johnson Matthey PLC  
Intellectual Property Department  
Gate 20  
Orchard Road  
Royston  
Hertfordshire SG8 5HE (GB)**

(56) References cited:  
**WO-A1-2010/058223 US-A- 5 882 802**  
**US-A1- 2005 196 312**

**EP 2 488 673 B1**

Note: Within nine months of the publication of the mention of the grant of the European patent in the European Patent Bulletin, any person may give notice to the European Patent Office of opposition to that patent, in accordance with the Implementing Regulations. Notice of opposition shall not be deemed to have been filed until the opposition fee has been paid. (Art. 99(1) European Patent Convention).

## Description

**[0001]** The present invention relates to a method of controlling the carbon and/or oxygen content in a material formed by powder injection molding. In particular, the invention provides an alloy, preferably a titanium alloy, or a cermet having an improved purity.

**[0002]** A very wide range of metal alloys are used for different applications, each alloy offering a particular combination of properties, including strength, ductility, creep resistance, corrosion resistance, fatigue resistance and castability. For example, although pure titanium is highly resistant to corrosion, its corrosion resistance can be improved by forming an alloy with 0.15 wt% palladium. Likewise, Ti-6Al-4V is a popular titanium alloy which displays high strength, creep resistance, fatigue resistance and castability. The corrosion resistance of Ti-6Al-4V may also be similarly improved by the addition of palladium.

**[0003]** The global production of titanium is small in comparison with other metals or alloys and the majority of titanium currently produced is for use in the aerospace industries. Other industries, however, have encountered difficulties in sourcing the material they require and have additionally found it undesirable to maintain a large stock of a range of different titanium alloys as a result of the high price of titanium.

**[0004]** Cermets have been designed so that they display characteristics of both the ceramic and metallic components. In this regard, the ceramic component may contribute a high temperature resistance and hardness, while the metal component can contribute plastic deformation. Cermets have found use in the electronic industry (in the manufacture of resistors and capacitors), ceramic-to-metal joints and seals, as well as in medical applications, such as dentistry.

**[0005]** Powder injection molding (PIM) is a well-known method for producing tailored compositions (see, for example, "Injection Molding of Metals and Ceramics" by Randall M. German and Animesh Bose, MPIF Publishers, 1997 (ISBN No. 1-878-954-61-X), which is hereby incorporated by reference in its entirety for all purposes). Generally, PIM involves mixing a powder and a binder to form a feedstock, which is then granulated and injection molded to form a "green" body. The green body is then transformed into a "brown" body by removing the binder. The process of debinding may be thermal, the binder can be removed by solvent extraction, or a combination of both methods. Regardless of the method by which the brown body is generated, the final step of the process involves sintering to produce what is known as a "white" body.

**[0006]** One disadvantage associated with PIM in relation to powders having an affinity for reaction with process gases (such as hydrogen, oxygen or nitrogen) is the need for the maintenance of a high level of purity throughout the fabrication process. Depending upon the metal powder being processed, poor control of process gases and

temperature excursions can lead to the formation of undesirable levels of, for example, oxide, nitride or hydride impurities within sintered metal bodies. Using the case of titanium PIM as an example, it is well-known that the formation of titanium oxides, nitrides or hydrides can occur under the temperature conditions used during PIM processing and in the presence of, respectively, oxygen, nitrogen or hydrogen. It has been observed that the presence of interstitial alloying elements can have large effects on the properties of alloys and, as such, are carefully specified within standard alloy compositions (see, for example, "Titanium and Titanium Alloys" in Kirk-Othmer: Encyclopaedia of Chemical Technology, 4th Edition, Vol. 24, pg 186-224, which is hereby incorporated by reference in its entirety for all purposes).

**[0007]** A second disadvantage associated with PIM is that the presence of relatively large amounts of organic material in the green bodies, required as the binder effects efficient and reproducible molding operations, can lead to undesirable levels of carbon-based impurities in the final sintered bodies. The use of unsuitable binder compositions and/or of poor process control during the debinding and sintering stages can result in incomplete removal of the binder material, which can become entrapped within the final, sintered body. In the case of titanium and titanium alloys, for example, the presence of carbon impurities is usually specified at a low level, typically less than 0.1%, to avoid the emergence of a brittle and solid carbide phase at levels greater than 0.2% in the alloy (see, for example, the ASTM International list of titanium alloy standards, which is hereby incorporated by reference in its entirety for all purposes).

**[0008]** In addition to the possibility of binder formulations generating carbon-based impurities in the white bodies, the interplay between the selection of a binder formulation and the process conditions for the removal of the binder can cause the formation of further undesirable oxygen-, hydrogen- and nitrogen-based impurities in the final sintered bodies. For example, Tables II and III in "Getting better: big boost for titanium MIM prospects" by S. Froes (in Metal Powder Report Volume 61, Issue 11, December 2006, Pages 20-23, which is hereby incorporated by reference in its entirety for all purposes) respectively list a selection of titanium alloy PIM binder compositions and the properties of the sintered alloys produced using those compositions, primarily on laboratory-scale processes. The majority of debinding processes involve thermal- or solvent-based processes or, on occasion, a combination of both. Whilst the solvent-based processes have been shown to be capable of producing sintered titanium bodies with low impurity levels, volumes of contaminated solvent are produced as waste streams that require subsequent handling and disposal. It is evident from a review of these Tables that achieving sintered alloy components with ASTM standard levels of impurities remains a challenge for many practitioners.

**[0009]** Insofar as thermally-based debinding processes are concerned, it is understood that these types of

processes would negate the problems associated with disposal of liquid effluent. However, as Froes comments in the afore-referenced article, even those polymer binders known to readily thermally "unzip" to their starting monomers can still leave undesirable residues in sintered titanium MIM bodies. Depolymerization, or unzipping, tends to occur at temperatures close to those where impurity uptake becomes non-negligible, suggested to be at or above 260°C for components comprising titanium.

**[0010]** US20080199822 (to BASF) describes an apparatus for the continuous catalytic removal of binder from metallic and/or ceramic shaped bodies produced by powder injection molding. The process involves the use of gaseous nitric acid that reacts with the binder. US20080199822, however, is silent with regard to the reduction of the carbon and/or oxygen content which occurs as a result of binder residues remaining in the brown parts. Nor does US20080199822 appear to describe the maintenance of a good level of purity throughout the PIM process.

**[0011]** The present invention seeks to overcome the above-mentioned disadvantages. In particular, it has been found that the presence of a platinum group metal in a feedstock composition can result in the manufacture of finished sintered bodies having lower impurity concentrations than similar bodies formed without the inclusion of the platinum group metal. Accordingly, the invention provides a method of controlling the carbon and/or oxygen content in a material comprising the steps of:

- a) forming a feedstock composition comprising at least one powder, at least one platinum group metal and at least one binder; and
- b) forming the material by powder injection molding;

wherein at least a proportion of the carbon and/or oxygen is catalytically removed by the at least one platinum group metal,

wherein the catalytic removal is thermally induced, and wherein the catalytic removal occurs in an oxidising atmosphere comprising oxygen or a reducing atmosphere comprising hydrogen.

**[0012]** In one embodiment, the invention provides a method of controlling the carbon content in a material. In one preferred embodiment, the carbon content is controlled to a level of  $\leq 0.1\text{wt}\%$  carbon in the final sintered body.

**[0013]** In another embodiment, the invention provides a method of controlling the oxygen content in a material. In one preferred embodiment, the oxygen content is controlled to a level of  $\leq 0.3\text{wt}\%$  oxygen in the final sintered body.

**[0014]** In yet another embodiment, the invention provides a method of controlling the carbon and oxygen content in a material.

**[0015]** The material may be an alloy and, in this respect, the powder of the feedstock composition will therefore be metallic and preferably comprises at least one of

titanium, molybdenum, tungsten, nickel or iron. When the powder comprises a single metal, titanium (e.g. commercially available titanium) is preferred. When the powder comprises more than one metal in the form of one or more alloys, titanium alloys (e.g. Ti-6Al-4V) or iron alloys (e.g. steel and, in particular, stainless steel) are preferred. In one particularly preferred embodiment, the powder comprises at least one reactive metal. In one especially preferred embodiment, the powder comprises titanium or titanium alloys. Alternatively, the powder may comprise an admix of metals.

**[0016]** When the material is an alloy and the powder comprises at least one metal, the PIM process is known as metal powder injection molding or metal injection molding (MIM). In one preferred embodiment therefore the material is formed by metal injection molding.

**[0017]** In an alternative embodiment, the material is a cermet. In this respect, a proportion of the powder of the feedstock composition will be ceramic and preferably comprises at least one of silicon, zirconium, aluminium, yttrium, cerium, titanium or tungsten. The ceramic may comprise one or more carbides, borides or oxides, for example, silicon oxide, aluminium oxide, zirconium oxide, silicon carbide, tungsten carbide, titanium carbide or titanium oxide.

**[0018]** Suitably, the powder comprises particles which may be substantially spherical, irregular or a combination thereof.

**[0019]** The platinum group metal may be selected from the group consisting of at least one of platinum, palladium, rhodium, ruthenium, iridium and osmium. More preferably, the platinum group metal is selected from the group consisting of at least one of platinum, palladium, rhodium, ruthenium and iridium and even more preferably from the group consisting of at least one of platinum and palladium. A particularly preferred platinum group metal is palladium (for example, palladium black).

**[0020]** The platinum group metal may be present in any suitable quantity. For example, the platinum group metal may typically be present in a range from about 0.01wt% to about 50wt% in the final sintered body. Typically, the platinum group metal is present in the range of about 0.01wt% to about 0.25wt% for titanium alloys as per ASTM standards.

**[0021]** The feedstock composition may be an admixture of the powder, the platinum group metal and the binder. In this regard, the powder, the platinum group metal and the binder may be combined in any suitable order.

**[0022]** Alternatively, the platinum group metal may be coated onto the powder prior to the formation of the feedstock composition. In this respect, the platinum group metal may be coated onto the powder by low energy ball milling, electroless plating, reductive chemical deposition or using dual asymmetric centrifugal forces. Preferably, the platinum group metal is coated onto the powder using dual asymmetric centrifugal forces.

**[0023]** By "dual asymmetric centrifugal forces" we

mean that two centrifugal forces, at an angle to each other, are simultaneously applied to the particles. In order to create an efficient mixing environment, the centrifugal forces preferably rotate in opposite directions. The Speedmixer™ by Hauschild (<http://www.speedmixer.co.uk/index.php>) utilises this dual rotation method whereby the motor of the Speedmixer™ rotates the base plate of the mixing unit in a clockwise direction (see Figure 1A) and the basket is spun in an anti-clockwise direction (see Figures 1B and 1C).

**[0024]** When the powder comprises substantially spherical particles, the particles maintain their shape during the high-energy coating process. The production of substantially spherical coated particles is advantageous because the flowability of the coated particles is improved, which assists in downstream processing. While not wishing to be bound by theory, it is believed that the coating process results in a physical change in the primary and secondary particles whereby the particles are physically cojoined.

**[0025]** The coating process may be controlled by various parameters including the rotation speed at which the process takes place, the length of processing time, the level to which the mixing container is filled and/or the use of milling media.

**[0026]** The dual asymmetric centrifugal forces may be applied for a continuous period of time. By "continuous" we mean a period of time without interruption. Preferably, the period of time is about 1 second to about 10 minutes, more preferably about 5 seconds to about 5 minutes and most preferably about 10 seconds to about 1 minute. An especially preferred period of time is 20 seconds.

**[0027]** Alternatively, the dual asymmetric centrifugal forces may be applied for an aggregate period of time. By "aggregate" we mean the sum or total of more than one periods of time. The advantage of applying the centrifugal forces in a stepwise manner is that excessive heating of the powder and platinum group metal can be avoided. The dual asymmetric centrifugal forces are preferably applied for an aggregate period of about 1 second to about 10 minutes, more preferably about 5 seconds to about 5 minutes and most preferably about 10 seconds to about 1 minute. The number of times (e.g. 2, 3, 4, 5 or more times) in which the dual asymmetric centrifugal forces are applied will depend upon the nature of the powder and platinum group metal. For example, when the powder comprises titanium, stepwise application of the centrifugal forces minimises heating of the particles thus minimising the risk of oxidation and/or combustion. In a particularly preferred embodiment, the dual asymmetric centrifugal forces are applied in a stepwise manner with periods of cooling therebetween.

**[0028]** Preferably, the speed of the dual asymmetric centrifugal forces is from about 200 rpm to about 3000 rpm. More preferably, the speed is from about 300 rpm to about 2500 rpm. Even more preferably, the speed is from about 500 rpm to about 2000 rpm.

**[0029]** The level to which the mixing container is filled

is determined by various factors which will be apparent to the skilled person. These factors include the apparent density of the powder and platinum group metal, the volume of the mixing container and the weight restrictions imposed on the mixer itself.

**[0030]** When the powder is metallic, the coating of the powder with the platinum group metal may be assisted using milling media. Milling media use friction and impact to breakdown the secondary particles and effectively coat the surface of the primary particles. The media should be hard and non-contaminating. Preferably the milling media is a ceramic material, such as  $ZrO_2$ . However, other ceramic materials, for example  $Al_2O_3$  or  $TiO_2$ , are also suitable, provided they are hard enough. If a residue is left, it must be benign.

**[0031]** When the powder is ceramic, the particles themselves act as milling media.

**[0032]** In one embodiment, the powder has particles with an average diameter of about  $\leq 2000 \mu m$ , more preferably about  $\leq 1500 \mu m$  and even more preferably, about  $\leq 1000 \mu m$ . In one embodiment, the particles have an especially preferred average diameter of about  $1 \mu m$  to about  $45 \mu m$  when the powder comprises titanium.

**[0033]** Preferably, the platinum group metal may be single crystallites or an agglomerate of many smaller crystallites. However, the secondary particles need not necessarily be substantially spherical in shape.

**[0034]** The coating of the platinum group metal on the powder particles may be in the form of a film or in the form of discrete particles. The degree of coverage will depend on the ductility of the platinum group metal, the length of time allowed for the coating process and/or the quantity of the platinum group metal present e.g. palladium may be added to titanium alloys in a proportion of about 0.05% to about 0.25%, e.g. about 0.05% to about 0.2%, which are recognisable as the levels of addition in ASTM/ASME Ti grades 7, 11, 16, 17, 18, 20, 24 and 25. The quantity of platinum group metal can also affect one or more properties of a desired alloy or cermet subsequently formed. For example, when the quantity of Pd is increased in a Pd/Ti alloy, the corrosion resistance of the alloy to chloride-containing solutions (such as salt water) improves.

**[0035]** Regardless of the method by which the platinum group metal is incorporated into the feedstock composition, the platinum group metal is preferably distributed throughout the feedstock composition substantially homogeneously (for example, by being coated onto the powder prior to the formation of the feedstock composition or by being mixed thoroughly with the powder and the binder during the preparation of the feedstock composition). The substantially homogeneous distribution is thus preferably present in the "green", "brown" and final sintered bodies.

**[0036]** The binder may be any suitable binder compatible with PIM. The science of the use of binders and the processes by which binder removal occurs are well documented, for example, in "Injection Molding of Metals

and Ceramics" by Randall M. German and Animesh Bose, MPIF Publishers, 1997 (ISBN No. 1-878-954-61-X), which is hereby incorporated by reference in its entirety for all purposes. Table 4.3 on page 91 of the above reference lists 24 example binder formulations, many employing components such as stearic acid, glycerine, polymethylmethacrylate, paraffin wax or carnauba wax. A particularly preferred binder is the binder developed by Egide UK.

**[0037]** The temperature at which the brown body is formed (i.e. the debind temperature) may be any suitable temperature.

**[0038]** Without wishing to be bound by theory, it is believed that the carbon content in the final sintered bodies is derived from residues of the binder which remain within the debound brown bodies and become entrapped during the sintering process. In addition, the oxygen content in the final sintered bodies can originate from more than one source, for example, from the surface oxide films present on the original powder, from the oxidising gases present during the PIM processing and/or from the organic binder materials, some of which will have oxygen as one of their elemental components. In this regard, it is further believed that control of the carbon and/or oxygen content according to the present invention proceeds via a catalytic removal of at least a proportion of the binder and/or of residual binder components resulting from the unzipping process. As such, the overall process of debinding occurs as a result of a combination of unzipping and the catalytic removal process. The quantity of binder and/or residual binder components removed catalytically will vary with a number of parameters, which include, but are not limited to, the starting composition of the binder, the amount and distribution of the platinum group metal, the thermal processing conditions selected and the process gas used to effect the binder removal.

**[0039]** The catalytic removal is thermally induced. For example, the thermally induced catalytic removal may occur during thermal debinding, sintering (provided a suitable process gas is present for at least a proportion of the time during the sintering process) or a combination thereof. The carbon and/or oxygen content may also be additionally controlled during the heat treatment stages by increasing the temperature and/or regulating the process gases utilised.

**[0040]** The catalytic removal occurs in an atmosphere comprising at least one reactive gas. In this instance, the reactive gas assists in the removal of the binder and/or binder residues.

**[0041]** The catalytic removal may occur in an oxidising atmosphere comprising oxygen (for example, air). In these embodiments, the catalytic removal is a catalytic oxidation process.

**[0042]** Alternatively, the catalytic removal may occur in a reducing atmosphere comprising hydrogen. In this embodiment it will be recognised by the skilled person in the art that the process gas utilised must be selected such that it is compatible with the material being formed.

In this respect, hydrogen is generally not considered suitable for use in elevated temperature processing of titanium alloys as it may result in undesirable levels of hydride formation. In this embodiment, the catalytic removal is a catalytic reduction process.

**[0043]** The thermally induced catalytic removal may take place at one or more suitable temperatures. However, irrespective of the temperature or temperatures at which the catalytic removal occurs, it is desirable that the selected temperature or temperatures are above that suitable for the initiation of the catalytic removal and below that recognised to cause significant impurity uptake in the particular material being prepared.

**[0044]** It is possible to produce new alloys and cermets by the method of the present invention. It is believed that the ability to generate a tailored material with required properties (e.g. corrosion resistance and mechanical properties) would encourage the use of those materials and, in particular, the use of alloys, such as titanium alloys. It is also possible to produce purer cermets or alloys of known grades (e.g. titanium alloy compositions as listed in the ASTM International list of standard alloy grades). Regardless of the actual composition of the final material, an inventory of different powders and platinum group metals facilitates the fabrication of articles in a wider range of alloys or cermets. This is particularly advantageous for the manufacturer of small, intricate articles who does not manufacture in bulk and so cannot normally benefit from economies of scale.

**[0045]** The invention is illustrated by the accompanying drawings in which:

Figures 1A-C illustrate how the centrifugal forces are applied to the particles in the Speedmixer™. Figure 1A is a view from above showing the base plate and basket. The base plate rotates in a clockwise direction.

Figure 1B is a side view of the base plate and basket.

Figure 1C is a view from above along line A in Figure 1B. The basket rotates in an anti-clockwise direction.

Figure 2 is a backscattered electron image of 10g titanium powder (<45 μm) coated with 0.2 wt% palladium. The dual asymmetric centrifugal forces were applied for 20 seconds at 1000 rpm and 20 seconds at 2000 rpm.

Figure 3 is a backscattered electron image of 150g titanium powder (<45 μm) coated with 0.2 wt% palladium. The dual asymmetric centrifugal forces were applied for 3 x 20 seconds at 2000 rpm.

Figure 4 is graph illustrating the residual carbon remaining in samples thermally debound in air and sintered at 1350°C.

Figure 5 is a graph illustrating residual oxygen levels in samples thermally debound in air and sintered at 1350°C.

Figure 6 is a graph illustrating the corrosion behaviour of a solid CPTi + 0.2wt%Pd alloy made according to the method of the present invention with that of wrought titanium Grades (Grade 2 (CPTi) and Grade 7 (Pd-0.2Ti)).

[0046] The invention is further illustrated by reference to the following non-limiting Examples.

### Examples

#### Example 1

[0047] CPTi and Ti6Al4V powders (<45µm, spherical) from Advanced Powders & Coatings, Canada, were each mixed with a commercial binder formulation developed by Egide UK, Woodbridge, Suffolk. Mixing was carried out using a Winkworth Ltd. Z-blade mixer for a period of one hour to ensure a homogeneous feedstock. After mixing, the feedstock was further processed into the granular form used in the injection molding process.

#### Example 2

[0048] The above-mentioned powders and organic binder were mixed as in Example 1, with the additional inclusion of an amount of palladium black (Alfa Aesar), such that the Pd black formed approximately 0.2wt.% of the amount of titanium or titanium alloy powder present in the feedstock mixture.

[0049] The molded components made using feedstocks prepared by the method outlined in this Example are hereafter referred to as having "admixed" Pd content.

#### Example 3

[0050] In a step prior to preparation of the feedstock, CPTi and Ti6Al4V powders (as above) were first coated in palladium, using the dual asymmetric centrifugal forces technique. For this Example, the palladium used for the coating was in the form of palladium black.

[0051] An amount of palladium black was added such that it formed approximately 0.2wt.% of the amount of titanium or titanium alloy being coated. Dispersion measurements and SEM pictures were taken to ensure an even distribution of the Pd on the surface of the Ti powders (see Figures 2 and 3).

[0052] Said coated powders were subsequently mixed with the binder formulation and granulated, as outlined above. The molded components made using feedstocks prepared by the method outlined in this Example are hereafter referred to as having "surface-coated" Pd content.

#### Example 4

[0053] The granulated metal powder feedstocks, formulated in Examples 1-3, were compacted into "green" molded parts, each being complex in design but having an approximate total volume of 5cm<sup>3</sup>, using an Arburg Allrounder 270 Centex 40 Ton injection molding machine. Machine conditions were tailored to ensure efficient and complete filling of the mold and clean ejection of the molded parts.

#### Example 5

[0054] To remove the majority of the binder phase prior to the thermal sintering process, the molded "green" parts produced in Example 4 were subjected to a thermal treatment process. The "green" parts were maintained in an oxygen-containing atmosphere in a heated, well-ventilated, compartment (Genlab - bespoke oven). The total thermal cycle lasted for a period of over 24 hours.

[0055] During this processing step, the majority of the binder phase was removed from the molded "green" parts, producing fragile "debound" components also known commonly as "brown" parts. At the end of the thermal process the "brown" parts were examined for their residual carbon and oxygen contents. Figures 4 and 5 illustrate the residual carbon and oxygen remaining in samples debound in air.

#### Example 6

[0056] The fragile "brown" parts produced in Example 5 were sintered using a thermal cycle in a high-temperature vacuum oven (Centorr Vacuum Industries MIM-Vac M200 Vacuum/Controlled Atmosphere Debind and Sinter furnace, Series 3570). During the course of the overall sintering process and thermal cycle so employed, it is possible and sometimes desirable to introduce gas streams into the sintering furnace at certain points in the cycle. For example, hydrogen, nitrogen, argon or oxygen may all be present at some point in the overall thermal sintering process. In the case displayed within this Example, a small bleed of argon gas was introduced, typically 1-20L/min, which was first scrubbed of oxygen using standard methods.

[0057] The peak temperature experienced during the process outlined in this Example was 1350°C for a period of one hour, although such a sintering process is clearly possible using a range of suitable values for temperature and time in such a way that the powder sintering process is achieved.

[0058] After the sintering process was completed, the now metallic-looking parts were examined for their carbon and oxygen content (London & Scandinavian Metallurgical Laboratories, Sheffield). Typical values for titanium and titanium alloy parts having experienced the processes outlined in these Examples are shown in Figures 4 and 5.

**Example 7**

**[0059]** The corrosion behaviour of a solid CPTi + 0.2wt%Pd alloy, made by following the metal injection molding processes in Examples 1-6, was compared with that of wrought titanium Grades (Grade 2 (CPTi) and Grade 7 (Pd-0.2Ti) - both from Timet UK Ltd.). Polarisation curves were measured on surfaces ground to 1200 grit, washed in deionised water, rinsed in ethanol and then dried. Testing was performed in 150 ml of 2M HCl at 37°C immediately after cleaning of the surface.

**[0060]** Polarisation curves, shown in Figure 6, were measured after 30 minutes immersion at open circuit potential. Scans were carried out from -200mV to +700mV, relative to the open circuit potential, at 1mV/second. Tests were carried out using a saturated calomel electrode (SCE) as the reference electrode and Pt wire as the counter electrode.

**Claims**

1. A method of controlling the carbon and/or oxygen content in a material comprising the steps of:

- a) forming a feedstock composition comprising at least one powder, at least one platinum group metal and at least one binder; and  
b) forming the material by powder injection molding;

wherein at least a proportion of the carbon and/or oxygen is catalytically removed by the at least one platinum group metal, wherein the catalytic removal is thermally induced, and wherein the catalytic removal occurs in an oxidising atmosphere comprising oxygen or a reducing atmosphere comprising hydrogen.

2. A method according to claim 1, wherein the feedstock composition is an admixture of the powder, the platinum group metal and the binder.
3. A method according to claim 1, wherein the platinum group metal is coated onto the powder.
4. A method according to claim 3, wherein the platinum group metal is coated onto the powder by low energy ball milling, electroless plating, reductive chemical deposition or using dual asymmetric centrifugal forces.
5. A method according to claim 3 or claim 4, wherein the coating is in the form of a film or in the form of discrete particles.
6. A method according to any one of the preceding claims, wherein the powder comprises at least one

of titanium, molybdenum, tungsten, nickel or iron.

7. A method according to any one of claims 1 to 5, wherein the powder comprises at least one of silicon, zirconium, aluminium, yttrium, cerium, titanium or tungsten.
8. A method according to any one of the preceding claims, wherein the platinum group metal is selected from the group consisting of at least one of platinum, palladium, rhodium, ruthenium, iridium and osmium.
9. A method according to any one of the preceding claims, wherein the material is an alloy or a cermet.
10. A method according to claim 1, wherein the thermally induced catalytic removal occurs during thermal debinding, sintering or a combination thereof.
11. A method according to claim 10, wherein the carbon and/or oxygen content is further controlled by regulating the process gases.

**25 Patentansprüche**

1. Verfahren zur Steuerung des Kohlenstoff- und/oder Sauerstoffgehalts in einem Material, dass folgende Schritte umfasst:

- a) Bilden einer Einsatzstoffzusammensetzung, die mindestens ein Pulver, mindestens ein Platingruppenmetall und mindestens ein Bindemittel umfasst; und  
b) Formen des Materials durch Pulverspritzguss; wobei mindestens ein Teil des Kohlenstoffs und/oder Sauerstoffs durch das mindestens eine Platingruppenmetall katalytische entfernt wird, wobei die katalytische Entfernung thermisch induziert wird

und wobei die katalytische Entfernung in einer oxidierenden Atmosphäre, die Sauerstoff umfasst, oder einer reduzierenden Atmosphäre, die Wasserstoff umfasst, erfolgt.

2. Verfahren nach Anspruch 1, bei dem es sich bei der Einsatzstoffzusammensetzung um eine Mischung des Pulvers, des Platingruppenmetalls und des Bindemittels handelt.
3. Verfahren nach Anspruch 1, bei dem das Platingruppenmetall auf das Pulver aufgetragen wird.
4. Verfahren nach Anspruch 3, bei dem das Platingruppenmetall durch Kugelmahlen mit niedrigem Energieeintrag, stromlose Metallabscheidung, reduktive chemische Abscheidung oder unter Verwendung

- von dualen asymmetrischen Zentrifugalkräften auf das Pulver aufgetragen wird.
5. Verfahren nach Anspruch 3 oder Anspruch 4, bei dem das Auftragen in Form eines Films oder in Form von diskreten Teilchen erfolgt.
6. Verfahren nach einem der vorhergehenden Ansprüche, bei dem das Pulver Titan, Molybdän, Wolfram, Nickel und/oder Eisen umfasst.
7. Verfahren nach einem der Ansprüche 1 bis 5, bei dem das Pulver Silicium, Zirconium, Aluminium, Yttrium, Cer, Titan oder Wolfram umfasst.
8. Verfahren nach einem der vorhergehenden Ansprüche, bei dem man das Platingruppenmetall aus der Gruppe bestehend aus Platin, Palladium, Rhodium, Ruthenium, Iridium und/oder Osmium auswählt.
9. Verfahren nach einem der vorhergehenden Ansprüche, bei dem es sich bei dem Material um eine Legierung oder ein Cermet handelt.
10. Verfahren nach Anspruch 1, bei dem die thermisch induzierte katalytische Entfernung während des thermischen Entbinderns und Sinterns oder eine Kombination davon erfolgt.
11. Verfahren nach Anspruch 10, bei dem der Kohlenstoff- und/oder Sauerstoffgehalts ferner durch Regulierung der Prozessgase gesteuert wird.

### Revendications

1. Procédé de contrôle de la teneur en carbone et/ou en oxygène dans un matériau comprenant les étapes consistant à :
- a) former une composition de départ comprenant au moins une poudre, au moins un métal du groupe du platine et au moins un liant ; et  
b) former le matériau par moulage par injection de poudre ;  
dans lequel au moins une proportion du carbone et/ou de l'oxygène est retirée catalytiquement par l'au moins un métal du groupe du platine, dans lequel le retrait catalytique est induit thermiquement,  
et dans lequel le retrait catalytique a lieu dans une atmosphère oxydante comprenant de l'oxygène ou une atmosphère réductrice comprenant de l'hydrogène.
2. Procédé selon la revendication 1, dans lequel la composition de départ est un mélange de la poudre, du métal du groupe du platine et du liant.
3. Procédé selon la revendication 1, dans lequel le métal du groupe du platine est déposé sur la poudre.
4. Procédé selon la revendication 3, dans lequel le métal du groupe du platine est déposé sur la poudre par broyage à boulets de faible énergie, dépôt sans courant, dépôt chimique réducteur ou à l'aide de forces centrifuges asymétriques doubles.
5. Procédé selon la revendication 3 ou la revendication 4, dans lequel le revêtement se présente sous la forme d'un film ou sous la forme de particules discrètes.
6. Procédé selon l'une quelconque des revendications précédentes, dans lequel la poudre comprend au moins un élément parmi le titane, le molybdène, le tungstène, le nickel et le fer.
7. Procédé selon l'une quelconque des revendications 1 à 5, dans lequel la poudre comprend au moins un élément parmi le silicium, le zirconium, l'aluminium, l'yttrium, le cérium, le titane et le tungstène.
8. Procédé selon l'une quelconque des revendications précédentes, dans lequel le métal du groupe du platine est choisi dans le groupe constitué par au moins un élément parmi le platine, le palladium, le rhodium, le ruthénium, l'iridium et l'osmium.
9. Procédé selon l'une quelconque des revendications précédentes, dans lequel le matériau est un alliage ou un cermet.
10. Procédé selon la revendication 1, dans lequel le retrait catalytique induit thermiquement a lieu pendant le déliantage thermique, le frittage ou une combinaison de ceux-ci.
11. Procédé selon la revendication 10, dans lequel la teneur en carbone et/ou en oxygène est en outre contrôlée en régulant les gaz de procédé.

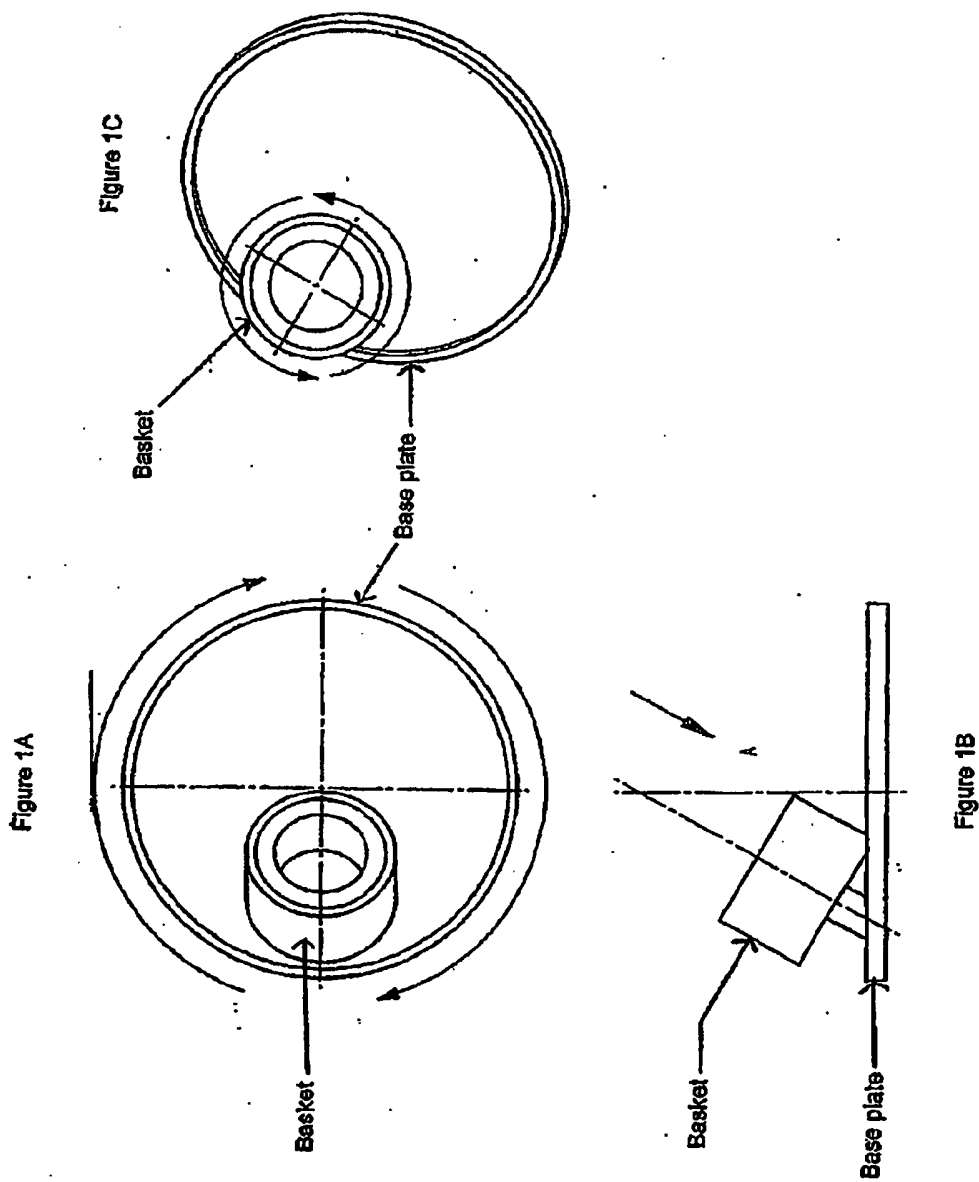


FIGURE 1




FIGURE 2




FIGURE 3

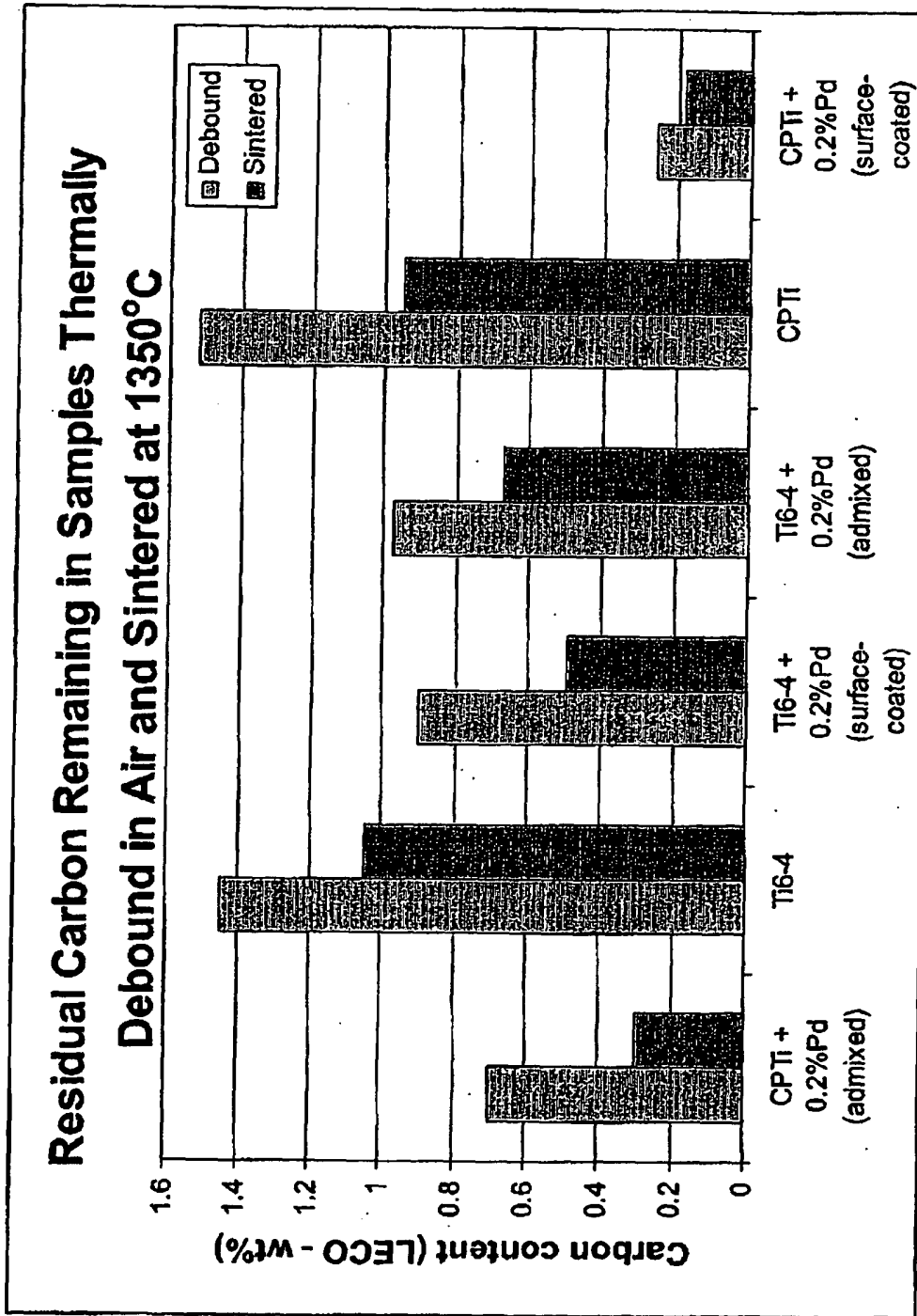


FIGURE 4

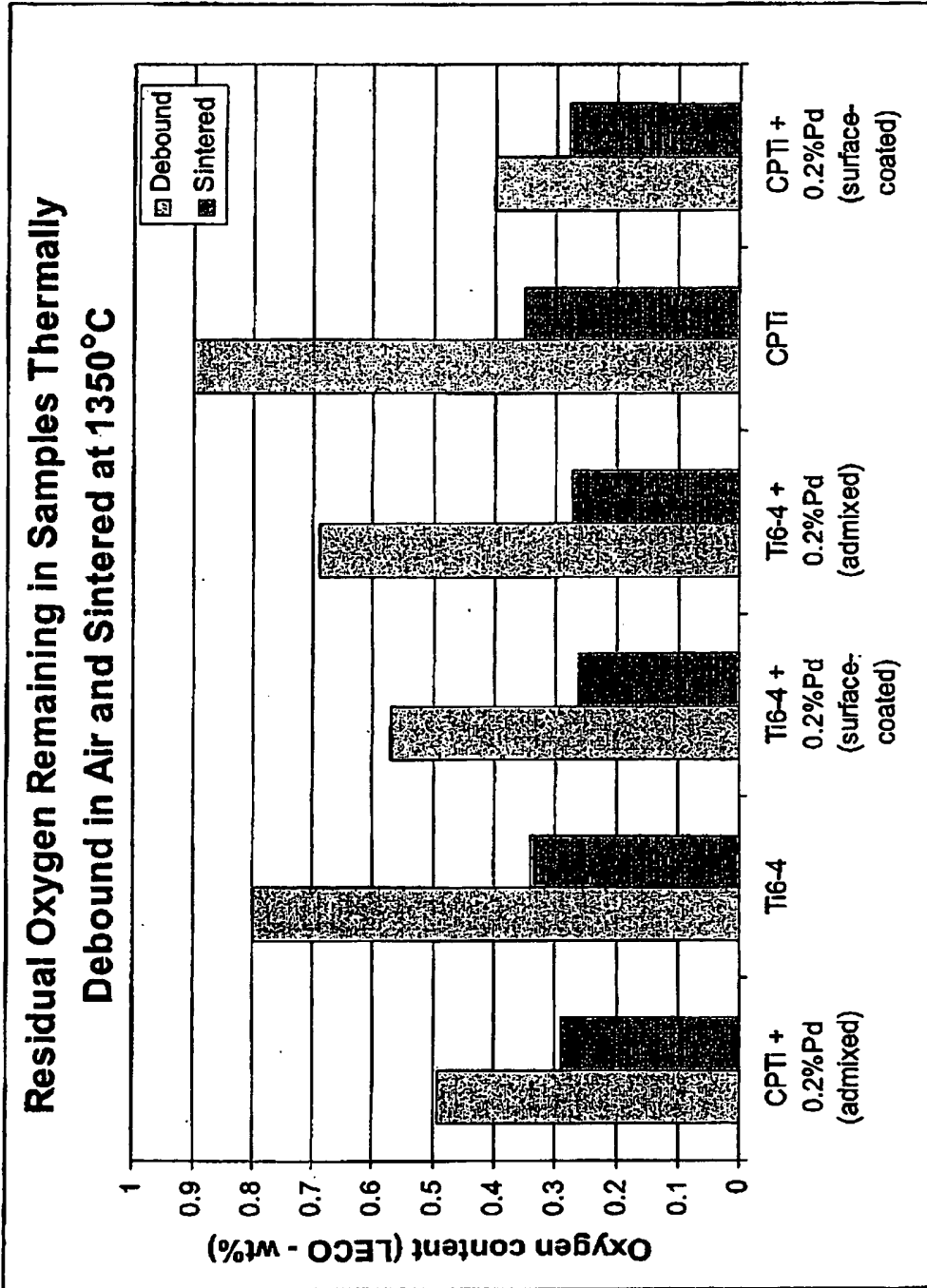


FIGURE 5

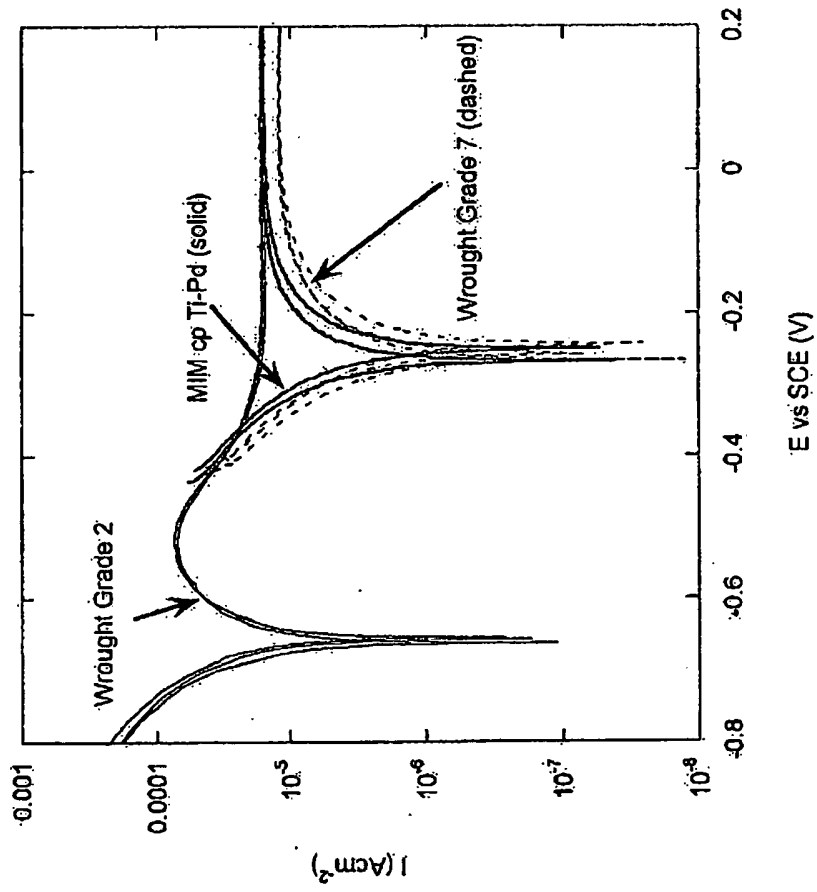


FIGURE 6

**REFERENCES CITED IN THE DESCRIPTION**

*This list of references cited by the applicant is for the reader's convenience only. It does not form part of the European patent document. Even though great care has been taken in compiling the references, errors or omissions cannot be excluded and the EPO disclaims all liability in this regard.*

**Patent documents cited in the description**

- US 20080199822 A [0010]

**Non-patent literature cited in the description**

- **RANDALL M. GERMAN ; ANIMESH BOSE.** Injection Molding of Metals and Ceramics. MPIF Publishers, 1997 [0005] [0036]
- Encyclopaedia of Chemical Technology. **KIRK-OTHEMER.** Titanium and Titanium Alloys. vol. 24, 186-224 [0006]
- **S. FROES.** Getting better: big boost for titanium MIM prospects. *Metal Powder Report*, December 2006, vol. 61 (11), 20-23 [0008]

### Eljárás

1. Eljárás egy anyagban a szén- és/vagy oxigéntartalom szabályozására, amely a következő lépéseket tartalmazza:
  - a) kiindulási kompozíció képzése, amely tartalmaz legalább egy port, legalább egy platina-csoport fémét és legalább egy kötőanyagot; és
  - b) az anyag kialakítása por-fröccsöntéssel; ahol a szénnek és/vagy oxigénnek legalább egy része katalitikusan eltávolításra kerül a legalább egy platina-csoport fém segítségével, ahol a katalitikus eltávolítás termikusan indukált, és ahol a katalitikus eltávolítás egy oxigént tartalmazó oxidáló atmoszférában vagy egy hidrogént tartalmazó redukáló atmoszférában történik.
2. Az 1. igénypont szerinti eljárás, ahol a kiindulási kompozíció a por, a platina-csoport fém és a kötőanyag keveréke.
3. Az 1. igénypont szerinti eljárás, ahol a platina-csoport fém bevonatot képez a poron.
4. A 3. igénypont szerinti eljárás, ahol a platina-csoport fém porral történő bevonása kisenergiájú golyós őrléssel, nem-elektrolitikus bevonással, redukív kémiai lerakódással vagy kettős aszimmetrikus centrifugális erő alkalmazásával történik.
5. A 3. igénypont vagy 4. igénypont szerinti eljárás, ahol a bevonat film formájában vagy különálló részecskék formájában van.
6. Bármely előző igénypont szerinti eljárás, ahol a por tartalmazza legalább a titán, molibdén, volfrám, nikkel vagy vas egyikét.
7. Az 1. - 5. igénypontok bármelyike szerinti eljárás, ahol a por tartalmazza legalább a szilícium, cirkónium, alumínium, ittrium, cérium, titán vagy volfrám egyikét.
8. Bármely előző igénypont szerinti eljárás, ahol a platina-csoport fémét legalább a következők egyikét tartalmazó

csoportból választjuk: platina, palládium, ródiium, ruténium, irídium és ozmium.

9. Bármely előző igénypont szerinti eljárás, ahol az anyag egy ötvözet vagy egy cermet.

10. Az 1. igénypont szerinti eljárás, ahol a termikusan indukált katalitikus eltávolítás termikus kötőanyageltávolítás, szinterezés vagy ezek kombinációja során történik.

11. A 10. igénypont szerinti eljárás, ahol a szén- és/vagy oxigéntartalmat tovább szabályozzuk az eljárás-gázok szabályozásával.