



US00D511666S

(12) **United States Design Patent**  
**Thompson**

(10) **Patent No.:** **US D511,666 S**

(45) **Date of Patent:** **\*\* Nov. 22, 2005**

(54) **DENT REMOVING SHEET METAL  
HAMMER ATTACHMENT FOR AIR GUN**

(76) Inventor: **Kenneth R. Thompson**, 2690 Laticana  
Dr., Camden, AR (US) 71701

(\*\*) Term: **14 Years**

(21) Appl. No.: **29/186,705**

(22) Filed: **Jul. 22, 2003**

(51) **LOC (8) Cl.** ..... **08-05**

(52) **U.S. Cl.** ..... **D8/70**

(58) **Field of Search** ..... D8/61, 62, 63,  
D8/64, 65, 66, 67, 68, 69, 70; D15/138,  
139, 140; 72/45.01, 457, 476, 479, 705;  
173/132; 29/34 R

(56) **References Cited**

**U.S. PATENT DOCUMENTS**

341,315 A *	5/1886	Caldwell	72/476
D57,706 S	4/1921	Moorhouse	
D209,653 S	12/1967	Vogel	
3,426,573 A	2/1969	Wilson, Jr.	
3,745,809 A *	7/1973	Sanchez	72/479
3,797,295 A *	3/1974	Sanchez	72/705
D235,243 S	6/1975	Pecenka	
3,961,519 A	6/1976	Kurata	
4,176,541 A	12/1979	Cooper	
4,235,090 A *	11/1980	Wightman et al.	72/705
4,279,141 A *	7/1981	Gallart	72/705
4,358,946 A *	11/1982	Gallart	72/705
4,404,835 A	9/1983	Frith	

5,727,418 A	3/1998	Strozier	
5,730,021 A *	3/1998	Johnson	72/453.01
5,730,023 A *	3/1998	Gmeilbauer	72/479
D397,596 S *	9/1998	Morin	D8/70
6,131,434 A	10/2000	Schneider, Jr.	
6,237,391 B1 *	5/2001	Beckett	72/476
D477,763 S *	7/2003	Hebert	D8/70

\* cited by examiner

*Primary Examiner*—Gary D. Watson

*Assistant Examiner*—T. Chase Nelson

(74) *Attorney, Agent, or Firm*—Donald R. Schoonover

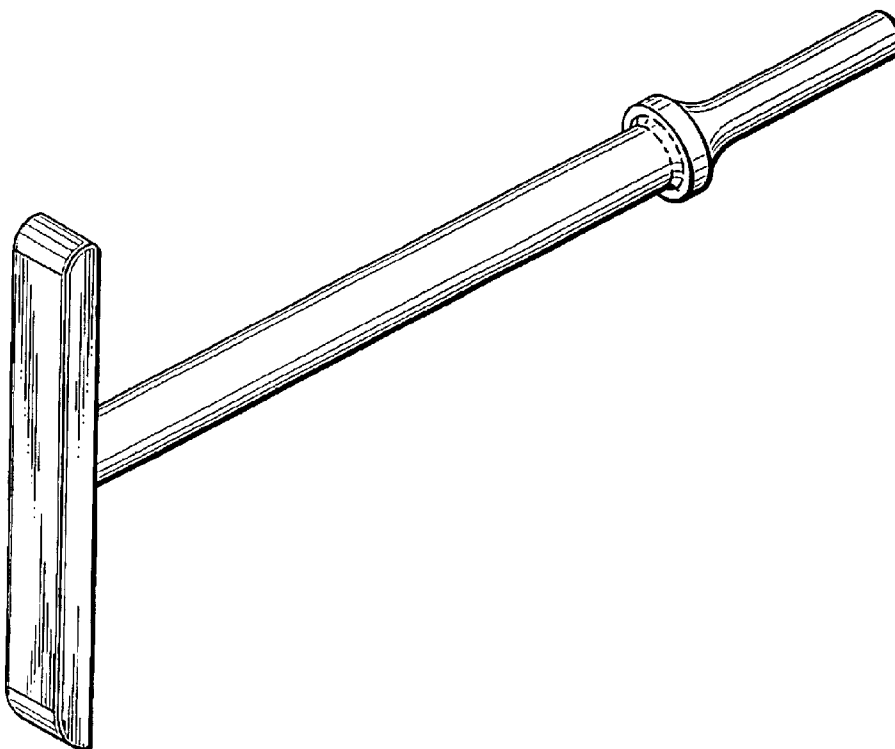
(57) **CLAIM**

I claim the ornamental design for a dent removing sheet metal hammer attachment for air gun, as shown and described.

**DESCRIPTION**

FIG. 1 is a perspective view of a dent removing sheet metal hammer attachment for air gun showing my new design; FIG. 2 is a side elevational view thereof, the elevational view of the opposing side being a mirror image thereof; FIG. 3 is an end elevational view thereof, the elevational view of the opposing end being identical thereto; FIG. 4 is a top plan view thereof; FIG. 5 is a bottom plan view thereof; and, FIG. 6 is a reduced perspective view showing the dent removing sheet metal hammer attachment for air gun in use; the broken lines depict environmental structure for illustrative purposes only and form no part of the claimed design.

**1 Claim, 3 Drawing Sheets**



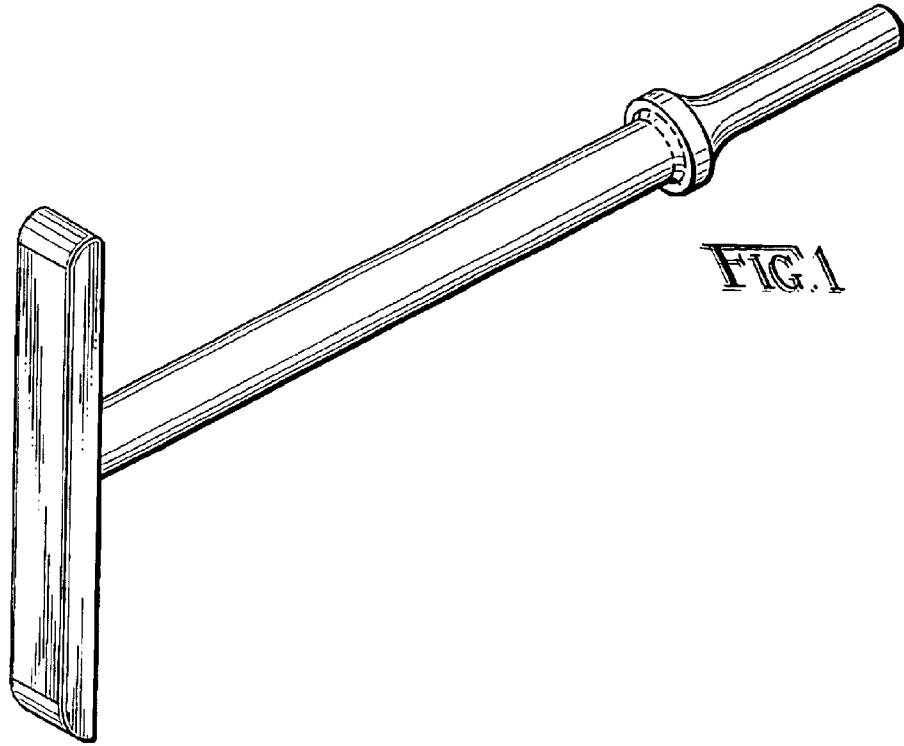


FIG. 1

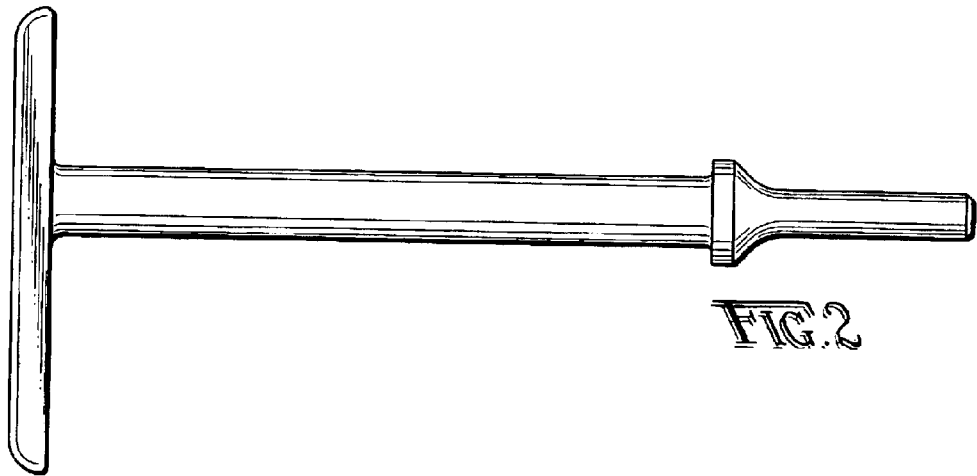


FIG. 2




FIG. 3



FIG. 4



FIG. 5

