



US00D40007S

United States Patent [19]

[11] **Patent Number:** **Des. 400,007**

Stevens

[45] **Date of Patent:** ****Oct. 27, 1998**

[54] **PISTOL SLING**

[76] Inventor: **Bryon R. Stevens**, Rte. 2 Box 426, St. Mary's, W. Va. 26170

[**] Term: **14 Years**

[21] Appl. No.: **68,878**

[22] Filed: **Apr. 3, 1997**

[51] **LOC (6) Cl.** **03-01**

[52] **U.S. Cl.** **D3/221; D3/262**

[58] **Field of Search** **D3/221, 262; 224/150, 224/258, 913**

5,092,505 3/1992 Olschlager 224/150
 5,353,538 10/1994 Hakedal et al. 224/150 X

Primary Examiner—Doris V. Coles
Assistant Examiner—Catherine R. Oliver

[57] CLAIM

The ornamental design for a pistol sling, as shown.

DESCRIPTION

FIG. 1 is a front elevational view of the pistol sling showing my new design;
 FIG. 2 is a rear elevational view thereof;
 FIG. 3 is a left side elevational view thereof;
 FIG. 4 is a right side elevational view thereof;
 FIG. 5 is a top plan view thereof; and,
 FIG. 6 is a bottom plan view thereof.
 The break lines shown in FIGS. 1–6 is indicative of indeterminate length.

[56] References Cited

U.S. PATENT DOCUMENTS

D. 304,977 12/1989 Pappas 224/150 X
 1,383,125 6/1921 Kennedy, Jr. 224/150
 1,396,270 11/1921 Grierson 224/150
 5,082,155 1/1992 Salvador 224/913 X

1 Claim, 3 Drawing Sheets

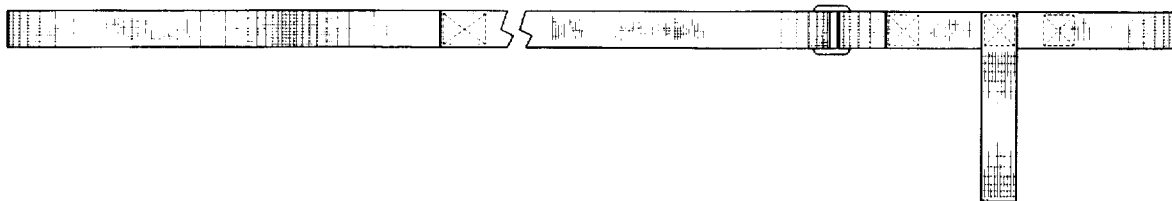


FIG. 1

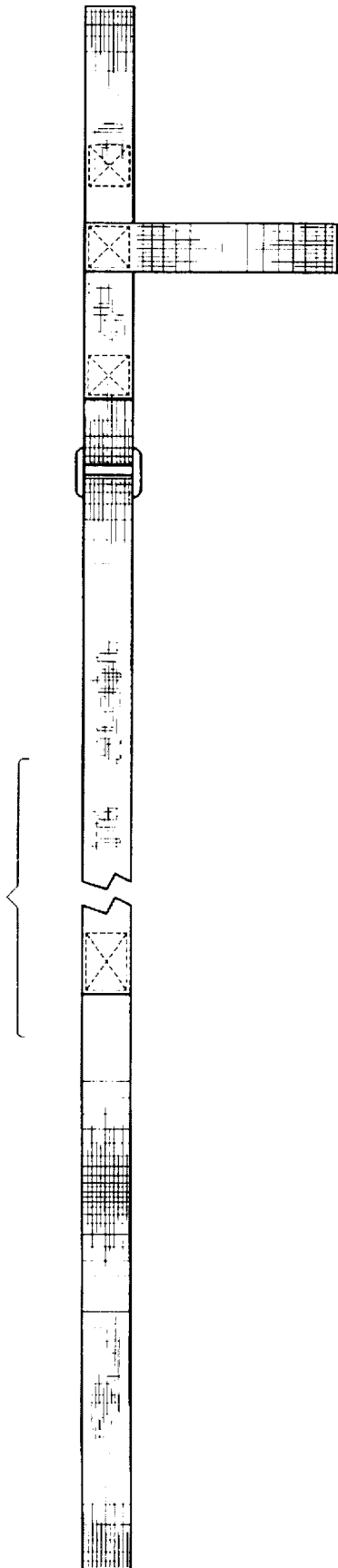


FIG. 2

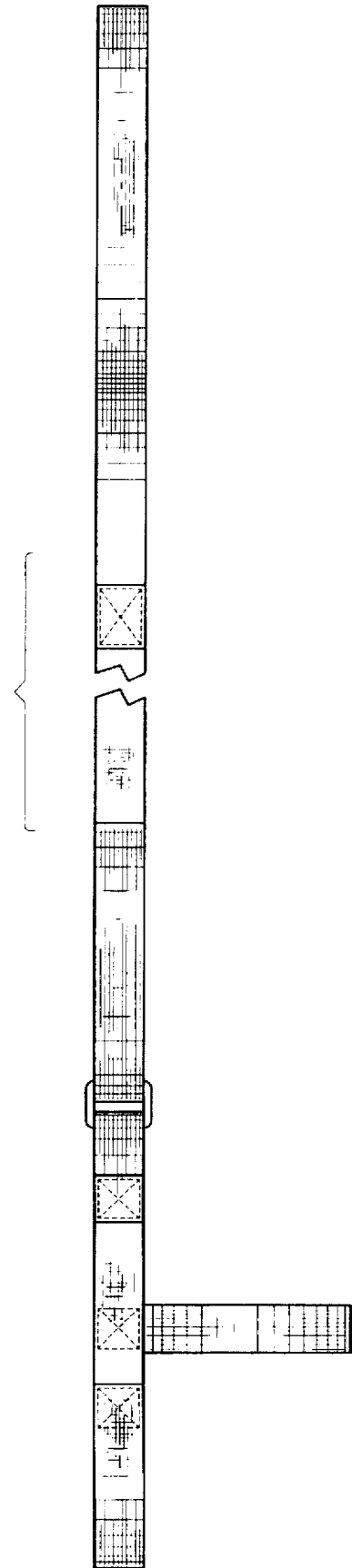


FIG. 3

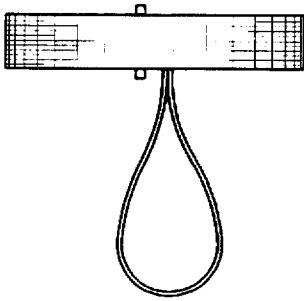


FIG. 4

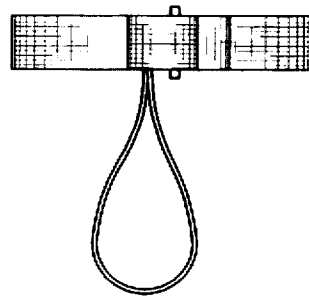


FIG. 5

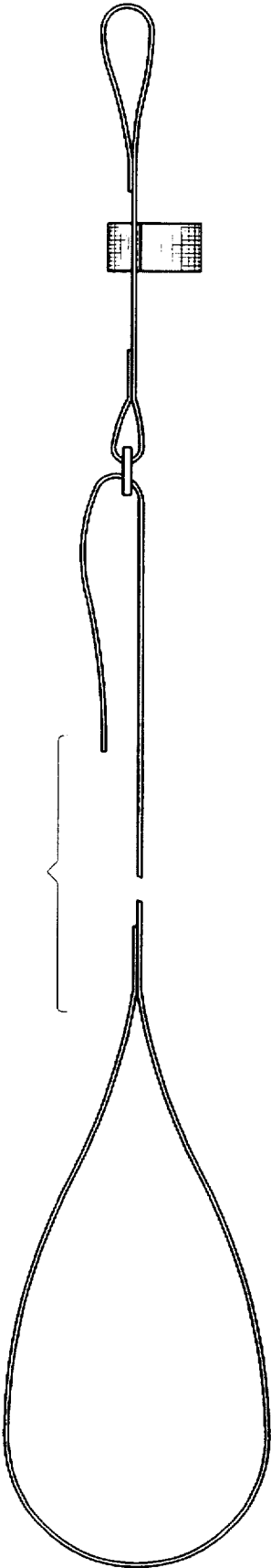


FIG. 6

