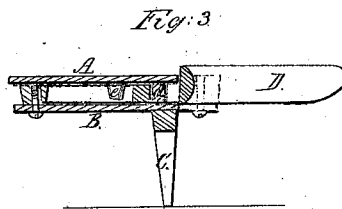
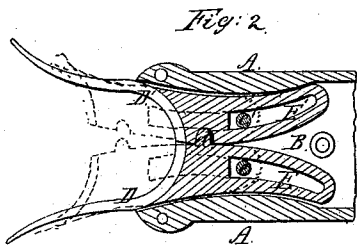
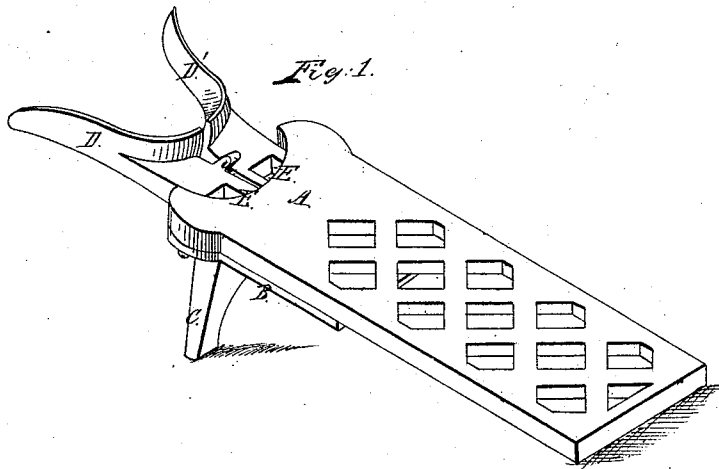


*J. Walker,
Boot Jack,*

N^o 63,121.

Patented Mar. 19, 1867.



*Witnesses,
J. G. Walker,
Samuel Pugh.*

*Inventor;
James Walker,
By Light Bros,
Attorneys*

United States Patent Office.

JAMES WALKER, OF CINCINNATI, OHIO.

Letters Patent No. 63,121, dated March 19, 1867.

IMPROVED BOOT-JACK.

The Schedule referred to in these Letters Patent and making part of the same.

TO WHOM IT MAY CONCERN:

Be it known that I, JAMES WALKER, of Cincinnati, in the county of Hamilton, and State of Ohio, have invented a new and useful Boot-Jack; and I hereby declare the following to be a full, clear, and exact description thereof, reference being had to the accompanying drawings, making a part of this specification.

My invention is an improvement in devices for pulling off boots from the feet without touching them with the hand or other foot; and consists in a device by which the harder the pull to draw the foot through the instep of the boot, the tighter the heel is clasped by the instrument, rendering the vexatious slipping of a wet boot from the clutch of the jack nearly impossible, and having the advantage, beside, of adapting itself to any size of boot-heel, and with less injury to the boot than occurs with the use of the common jack.

Figure 1 is a perspective view of a boot-jack embodying my invention.

Figure 2 is a horizontal section, showing the working parts.

Figure 3 is a perpendicular longitudinal section nearly in the centre line.

A is the body of the jack, made of cast iron; B, a plate of the same metal, fastened to the under side by three screws, or otherwise, and having cast on it the legs C C'. D D' are curved plates of the same metal, sliding between A and B, forming at one end the jaws of the jack, and having near the other end curved slots, E E', which allow them to slip backward and forward upon two pins, *e e'*, cast upon A. The peculiar shape of the plates D D' and the slots E E', causes a curvilinear motion of the plates, so that when pushed forward the jaws are opened apart, and the inner ends drawn together. They are easily pushed forward by the operator striking the clutch with his toe, when the jaws or horns are opened apart, and the inner ends drawn together. The heel of the boot being inserted, the pressure pushes them back, and the action of the slots closes the jaws tighter together as they are retracted, so that the stronger the pressure and pull backwards, the tighter the clutch of the jaws. A lug, *d*, cast upon one of the plates D D', and fitting into again in the other plate, assists to retain said plates in their relative position. The jaws being wide enough when opened to receive the heel of a thick boot, and becoming narrower as retracted, will take hold of that of a thin one, thus obviating the inconvenience often experienced of a boot-jack that will not hold the boot with sufficient tightness to enable the foot to be drawn out, particularly if the boot be wet.

I claim herein as new, and of my invention—

A self-adjusting boot-jack, composed of the two jaws D D', with the curvilinear slots E E', sliding between two plates, A and B, so as to be closed by the action of withdrawing the foot from the boot, substantially as set forth.

In testimony of which invention I hereunto set my hand.

JAMES WALKER.

Witnesses:

GEO. H. KNIGHT,
SAMUEL KNIGHT.