

AUSTRALIA  
Patents Act 1990

**NOTICE OF ENTITLEMENT**

I/We ZENON ENVIRONMENTAL INC.

of 845 HARINGTON COURT  
BURLINGTON  
ONT. L7N 3P3  
CANADA

being the applicant(s) in respect of an application for a patent for an invention entitled  
MEMBRANE BIOREACTOR SYSTEM FOR TREATING SYNTHETIC METAL-  
WORKING FLUIDS AND OIL-BASED PRODUCTS (Application No. 27505/92), state  
the following:

1. The nominated person(s) has/have, for the following reasons, gained entitlement  
from the actual inventor(s):

THE NOMINATED PERSON IS THE ASSIGNEE OF THE  
INVENTORS.

2. The nominated person(s) has/have, for the following reasons, gained entitlement  
from the applicant(s) listed in the declaration under Article 8 of the PCT:


THE APPLICANT AND NOMINATED PERSON IS THE  
ASSIGNEE OF THE BASIC APPLICANTS.

3. The basic application(s) listed in the declaration under Article 8 of the PCT  
is/are the first application(s) made in a Convention country in respect of the  
invention.

DATED: 30 June 1993

ZENON ENVIRONMENTAL INC.

CRIFFITH HACK & CO



Patent Attorney for and  
on behalf of the applicant(s)

M 0469 19 300695



AU9227505

(12) PATENT ABRIDGMENT (11) Document No. AU-B-27505/92  
(19) AUSTRALIAN PATENT OFFICE (10) Acceptance No. 663893

- (54) Title  
MEMBRANE BIOREACTOR SYSTEM FOR TREATING SYNTHETIC METAL-WORKING FLUIDS AND OIL-BASED PRODUCTS
- (51)<sup>5</sup> International Patent Classification(s)  
C02F 003/02 C02F 001/44
- (21) Application No. : 27505/92 (22) Application Date : 09.10.92
- (87) PCT Publication Number : WO93/07092
- (30) Priority Data
- (31) Number (32) Date (33) Country  
773226 09.10.91 US UNITED STATES OF AMERICA
- (43) Publication Date : 03.05.93
- (44) Publication Date of Accepted Application : 26.10.95
- (71) Applicant(s)  
ZENON ENVIRONMENTAL INC.
- (72) Inventor(s)  
FERNANDO A TONELLI; PHILIP R CANNING
- (74) Attorney or Agent  
GRIFFITH HACK & CO , GPO Box 1285K, MELBOURNE VIC 3001
- (57) Claim

1. A process for continuously biodegrading biochemically oxidizable material comprising a solids-containing mixture of easy- and difficult-to-degrade waste fluids in a wastewater stream from metal-working plant, said process comprising,

(a) providing a pretreatment zone for said wastewater, said zone having a volume sufficiently large to equalize variations in the flow rate of said wastewater to said pretreatment zone which is adapted for removal of settleable solids and skimmable free oil, and removing skimmed wastewater from said zone;

(b) removing finely divided solids injurious to membranes, from said skimmed wastewater to provide a solids-depleted wastewater feed;

(c) feeding said solids-depleted wastewater feed at an essentially constant rate of flow to a bioreaction zone maintained with an essentially constant volume of liquid therein, and, with a hydraulic retention time (HRT) of at least 24 hr;

(d) aerating said biochemically oxidizable material in the presence of live microorganisms adapted to degrade said

(11) AU-B-27505/92  
(10) 663893

-2-

materials which are held in suspension within said reactor with a solids retention time (SRT) of at least 30 days;

(e) flowing said suspension through a membranous filtration zone at a velocity and pressure sufficient to maintain a predetermined membrane flux in said filtration zone at which flux essentially no solids are retained on the surface of membrane in said filtration zone, said membranous zone having a membrane allowing passage of molecules smaller than 0.001 micron in effective diameter when operated at pressure from 170 to 1035 kPa and having an area sufficiently large to provide a flow rate of permeate greater than said essentially constant rate flow of said solids-depleted wastewater feed;

(f) separating permeate from a concentrate containing said solids;

(g) flowing said concentrate from said membranous filtration zone into said bioreaction zone as a concentrate recycle;

(h) removing an effluent of acceptable quality;

(i) flowing excess permeate over that removed as effluent, back to said bioreaction zone; and,

(j) periodically removing a minor proportion by volume of said concentrate recycle to modulate the solids content in said bioreaction zone.

OPI DATE 03/05/93 APPLN. ID 27505/92  
AOJP DATE 08/07/93 PCT NUMBER PCT/CA92/00442



AU9227505

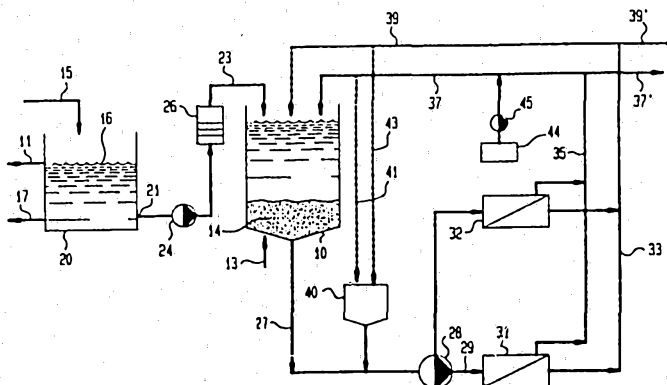
INTERNATIONAL APPLICATION PUBLISHED UNDER THE PATENT COOPERATION TREATY (PCT)

(51) International Patent Classification <sup>5</sup> : <b>C02F 1/44</b>		(11) International Publication Number: <b>WO 93/07092</b>
<b>A1</b>		(43) International Publication Date: 15 April 1993 (15.04.93)
(21) International Application Number: PCT/CA92/00442 (22) International Filing Date: 9 October 1992 (09.10.92) (30) Priority data: 773,226 9 October 1991 (09.10.91) US (71) Applicant: ZENON ENVIRONMENTAL INC. [CA/CA]; 845 Harrington Court, Burlington, Ontario L7N 3P3 (CA). (72) Inventors: TONELLI, Fernando, A. ; 57 Renata Court, Dundas, Ontario L9H 6X2 (CA). CANNING, Philip, R. ; 242 5th Concession Road, RR#1, Waterdown, Ontario L0R 2H0 (CA). (74) Agent: R. WILLIAM WRAY & ASSOCIATES; P.O. Box 2760, Station D, Ottawa, Ontario K1P 5W8 (CA).		(81) Designated States: AU, CA, CS, HU, JP, KR, PL, Euro- pean patent (AT, BE, CH, DE, DK, ES, FR, GB, GR, IE, IT, LU, MC, NL, SE).  Published With international search report.  <b>663893</b>

(54) Title: MEMBRANE BIOREACTOR SYSTEM FOR TREATING SYNTHETIC METAL-WORKING FLUIDS AND OIL-BASED PRODUCTS

(57) Abstract

A system is provided to treat wastewater from a metal-working facility, such as an automotive manufacturing plant in a bioreactor using live microorganisms. Such wastewater contains waste fluids which are a mixture of relatively easily biodegradable fats and oils, much less easily biodegradable synthetic fluids, oils and greases, and non-biodegradable material including inorganic finely divided solids such as metal and silicon carbide particles. Such waste fluids require a hydraulic retention time (HRT) and a solids retention time (SRT) which is 10 times greater than for sewage. High quality water is separated from suspended solids which are removed from the reactor at an essentially constant rate and fed to an ultrafiltration membrane. Concentrate is recycled to the reactor, except for a bleed stream to remove solids periodically. The membranes acquire a long and effective life despite large variations in membrane flux, because of a permeate recycle which permits operation of the bioreactor at constant volume; permits flow of feed wastewater to the reactor at constant flow rate; and allows operation of the membrane modules at a relatively low pressure in a narrow range which does not damage the membranes. Such operation of the bioreactor allows one to use a reactor which is one-half the size (volume) than one which would be required with a system without a permeate recycle. Effective and long-lived operation of the membranes is obtained by filtering out (through a 140 mesh screen) all solids greater in diameter than about 106  $\mu\text{m}$ . Pilot plant tests conducted with wastewater from automobile manufacturing plants over a period of more than a year provide evidence of the surprising effectiveness of the system over a prolonged period.



**MEMBRANE BIOREACTOR SYSTEM FOR TREATING SYNTHETIC  
METAL-WORKING FLUIDS AND OIL-BASED PRODUCTS**

**BACKGROUND OF THE INVENTION**

Operation of an aerobic bioreactor is highly sensitive  
5 to the composition of wastewater treated and the time with-  
in which treatment is to be completed. Stated differently,  
given enough time and no reasonable constraint on the  
expenditure of energy, the challenge to operate a waste  
treatment system would be de minimis. Since the challenge  
10 is to provide a system which economically satisfies the  
time-energy sensitivity of its operation, the emphasis in  
the art is to provide the most efficient means to maintain  
the activity of a biomass by transferring as much oxygen  
into the bioreactor's reaction mass (aqueous suspension of  
15 biomass, namely, of organic solids and microorganisms) as  
can be used by microorganisms to biodegrade biochemically  
oxidizable material. To be commercially acceptable, this  
must be done within a reasonable period of time, using a  
small amount of energy, to produce treated water of accept-  
20 ably high quality. The high difficulty of evaluating such a  
system with a laboratory bench scale apparatus, led to the  
testing of the system in a pilot plant on the grounds of  
the NDH Sandusky automobile plant of General Motors Corp.  
Wastewater from a Mansfield General Motors plant was also  
25 trucked over to the pilot plant for testing because there  
was a substantial variation in the composition of the  
wastewater from the two plants.

More specifically, this invention relates to treating  
a mixture of natural hydrocarbon and synthetic metal-work-  
30 ing fluids, fats, oils and greases ("FOG") mixed with syn-  
thetic organic and organometallic compounds, some of which  
are insoluble solids, others emulsifiable liquids, and  
still others soluble solids and liquids. This mixture in  
wastewater is referred to herein as "waste fluids". Waste  
35 fluids comprise particularly difficult-to-treat components

**SUBSTITUTE SHEET**

and relatively easy-to-treat components.

The problem is to provide a process which will biologically degrade waste fluids in a wastewater stream which varies from one hour to the next, economically. The stream  
5 varies both in mass flow per hour, and in the concentration of waste fluids therein. The problem to be solved is to use a membrane separator which typically operates with constant mass flow per hour, in conjunction with a bioreactor, to provide an effluent which will meet governmental compliance  
10 requirements. Further, the ratios of the components of the waste fluids varies during operation. Yet, a successful process requires that it operate essentially continuously substantially without human attention. Still further, the waste production from the process is to be minimized.

The foregoing problems are solved by a process which requires that free oil, and, all solids except finely divided solids, be removed before the wastewater is treated further. It was discovered that the composition of solids  
15 in this system are such that those in the size range greater than about 106  $\mu\text{m}$  (140 mesh U.S. Standard Sieves) adversely affect operation of the membranes. free oil impairs the selectivity of the membranes by fouling them (wetting out), preventing the passage of water. Solids  
20 substantially larger than 106 $\mu\text{m}$  were mainly recalcitrant solids, much of which were inorganic, e.g. metal and carbide particles; and among larger organic particles in the waste fluids, many were of a composition so poorly biodegradable that removing them in a pretreatment proved  
25 to be a determinative factor for operating our process successfully. Except for those very small solids which pass through the 140 mesh sieve, the only solids in our bioreactor system are the biomass of microorganisms both dead and alive, and the solids those microorganisms generate.

Another determinative factor was specifying the system  
35 so as to generate permeate at a rate greater than that at which solids-depleted feed is introduced to the reactor.

**SUBSTITUTE SHEET**

This high rate of permeate production makes it possible to provide a permeate recycle, in addition to the recycle of biomass in concentrate. Despite the apparent contradiction of recycling the permeate after going to the trouble of  
5 generating it, the permeate recycle is essential for the reactor to operate at constant volume, and to feed a membranous ultrafiltration zone at a constant rate of flow. The reason for the permeate recycle is explained in detail herebelow.

10 The process incorporates the foregoing features and relies upon the unique operation, in combination, of an ambient pressure aerobic reactor, an equalization tank, and a membrane device tailored to let pass through it, a pre-determined amount and size of molecules which are the  
15 product of biodegradation.

Wastewater delivered ("delivered wastewater") is pre-treated to remove floatable free oil and settleable solids prior to transfer into an equalization tank. One example of a pretreatment device is a corrugated plate interceptor  
20 (CPI) although any other devices suitable for removing floatable oils and settleable solids may be used. Alternatively, the removal of floatable free oils and settleable solids may be performed in the equalization tank directly, with suitable equipment. The feed to the bioreactor is  
25 taken from the equalization tank and contains FOG having chemical and physical properties quite unlike wastewater containing waste generated by human activities, typical of municipal wastewater. In particular, wastewater from metal-working operations contain any or all of the following  
30 constituents: petroleum-based (oil-based) FOG; non-petroleum based (synthetic or semi-synthetic oils) FOG; and organometallic compounds. These constituents vary in biodegradability across the full spectrum of difficulty. It is this feed which was treated in a membrane bioreactor  
35 system which was extensively tested at the NDH General Motors automobile plant, in the pilot plant tests which

**SUBSTITUTE SHEET**

were reported in a paper presented on October 10, 1990 at the WPCF Conference in Washington, D.C.

5 The basic technology, using a bioreactor with a membrane separator, was disclosed a quarter of a century ago in U.S. Patent No. 3,472,765 to Budd et al, the disclosure of which is incorporated by reference thereto as if fully set forth herein. They used a well-aerated bio-  
10 reactor in combination with a microfiltration or an ultra-filtration membrane, not only to avoid the time penalty of gravity settling technology but also to provide essentially solid-free water of high quality ("permeate") to be recovered and the remaining undegraded high molecular weight materials and solids-containing stream ("concentrate") recycled to the bioreactor.

15 The essential process characteristic of the '765 process was that it maintained a constant reactor volume by varying the feed flow. Further, the organic solids were comminuted but not removed, so they remained in the recycled concentrate. In contrast, the process of our invention  
20 maintains a constant reactor volume by maintaining the flow rate of feed to the reactor essentially constant, and, recycling both concentrate and permeate. In our process, essentially no solids greater than about 106 $\mu$ m enter the reactor, and the only solids in the system are the aforementioned finely divided organic solids, the biomass  
25 itself, and the products that biomass generates.

The '765 system was commercialized with limited success in the 70's mainly with respect to human and animal waste, such success arising in applications which were not  
30 cost-sensitive. The operation of such a system with delivered wastewater containing waste fluid with FOG from a metal-working plant was unsuccessful because the solids retention time (SRT) and the hydraulic retention time (HRT) were not long enough to degrade the waste fluid.

35 Though each mechanical component in the system is known, the combination used in our process is found to be

**SUBSTITUTE SHEET**



effective if operated as described hereunder to treat delivered wastewater which contains a very high concentration of FOG. The bioreactor is operated to maintain a predetermined concentration of FOG and total suspended solids ("TSS"), and the membrane device is operated as an ultrafiltration membrane at low pressure, in the range from about 170 to 1035 Kpa (25 psig to 150 psig). Such operation results in a controlled high mass flow of solids-containing concentrate as a recycle stream.

The mass flow from the bioreactor is surprisingly high, yet (i) provides a long solids retention time (SRT), and enough liquid as is required per unit of air entrained, to degrade the FOG in delivered wastewater, and also (ii) completes degradation of the organic waste with a hydraulic retention time of less than 5 days, preferably less than 48 hr, in the bioreaction system. The key to providing the foregoing is to retain emulsified pollutants for a period longer than the liquid residence time or hydraulic retention time (HRT) of the reactor, based on the wastewater flow rate.

#### SUMMARY OF THE INVENTION

It has been discovered that operation of a bioreactor system including an aerobic bioreactor in combination with a membrane filtration device will successfully degrade delivered wastewater containing high concentrations of natural, synthetic and semi-synthetic metal-working fluids, fats, oils and greases (together "FOG" for brevity) used in a metal-working plant, only if the system is operated within a narrowly defined window of operating criteria. The wastewater is first skimmed and settlable solids removed. In particular, because the waste fluid contains poorly degradable solids and a high concentration of "FOG", all except very finely divided solids, are removed, preferably in a filtration zone equipped with a 106  $\mu$ m screen. This pretreated wastewater allows the bioreactor in combination with an ultrafiltration membrane means, to be operated with

**SUBSTITUTE SHEET**

a hydraulic retention time (HRT) of at least 24 hr, preferably from 1 to 5 days, and a solids retention time (SRT) in the range from about 30-150 days, preferably from 50 - 125 days.

5 It is therefore a general object of this invention to provide a process for biodegrading the unique components of waste fluids in a bioreaction zone so long as the bioreaction zone (a) is operated within narrowly defined limits, particularly with respect to removal of solids entering the  
10 bioreaction zone, maintaining the flow of feed to the bioreaction zone and membranous ultrafiltration zone substantially constant, and utilizing a permeate recycle to maintain a substantially constant operating liquid throughput; and, (b) the membranous filtration zone uses a membrane  
15 tailored to let pass molecules smaller than 0.001 microns ( $\mu\text{m}$ ) in effective diameter when operated at a pressure from about 170 - 689 kPa gauge (25 - 100 psig).

It has also been discovered that waste fluids generated in a metal-working facility can be successfully biodegraded if solids are first removed from delivered wastewater, the mass flow of feed to the bioreaction zone is maintained substantially constant, the hydraulic retention  
20 time (HRT) is maintained in the range from about 24 - 48 hr, and the solids retention time (SRT) is maintained greater than 30 days, preferably at least 50 days. Effectively, the emulsified pollutants are retained for a period longer than the HRT of the bioreaction zone, based on the  
25 flow rate of wastewater.

It is another general object of this invention to  
30 provide a process comprising, (a) removing solids from a mixture of synthetic metal-working fluids and fats, oils and greases used in a metal-working facility, and feeding a substantially constant flow rate of feed  $Q_f$  to the reactor; (b) aerating the mixture in the presence of live micro-  
35 organisms in a bioreaction zone at ambient pressure while maintaining a substantially constant HRT in the range from

**SUBSTITUTE SHEET**

about 24 hr but less than 48 hr in that zone; (c) flowing a predetermined portion of the contents of the bioreactor to a membranous filtration zone so as to generate a rate of flow of permeate greater than that of the feed wastewater to the bioreaction zone; (d) maintaining the solids concentration of the predetermined portion within predetermined limits; (e) recycling a first portion  $Q_{p1}$  of the permeate to the bioreactor; and (f) removing a second portion  $Q_{p2}$  of permeate as high quality water.

10 It is a specific object of this invention to provide an essentially continuous process for treating wastewater utilizing a membrane-bioreactor system, the process comprising,

15 (a) providing a pretreatment zone for said wastewater, said zone having a volume sufficiently large to equalize variations in the flow rate of said wastewater to said pretreatment zone which is adapted for removal of settleable solids and skimmable free oil, and removing skimmed wastewater from said zone;

20 (b) removing solids greater than about  $106\mu\text{m}$  from said skimmed wastewater to provide a solids-depleted wastewater feed;

25 (c) feeding said solids-depleted wastewater feed at an essentially constant rate of flow to a bioreaction zone maintained with an essentially constant volume of liquid therein, and, with a hydraulic retention time of at least 24 hr;

30 (d) aerating said biochemically oxidizable material in the presence of live microorganisms adapted to degrade said materials which are held in suspension within said reactor with a solids retention time (SRT) of at least 30 days;

35 (e) flowing said suspension through a membranous filtration zone at a velocity and pressure sufficient to maintain a predetermined membrane flux in said filtration zone at which flux essentially no solids are retained on the surface of membrane in said filtration zone, said membranous

**SUBSTITUTE SHEET**

zone having a membrane area sufficiently large to provide a flow rate of permeate greater than said essentially constant rate of flow of said solids-depleted wastewater feed;

- 5 (f) separating permeate from a concentrate containing said solids;
- (g) flowing said concentrate from said membranous filtration zone into said bioreaction zone as a concentrate recycle;
- 10 (h) removing an effluent of acceptable quality; and,
- (i) flowing excess permeate over that removed as effluent, back to said bioreactor.

It is another specific object of this invention to treat a poorly degradable wastewater stream in a system comprising a bioreactor and a module containing an ultra-filtration membrane, and yield an effluent having the following values:

- 15 Chemical Oxygen Demand, COD < 450 mg/L;
- Biological Oxygen Demand, BOD<sub>5</sub> < 25mg/L;
- 20 Total suspended solids, TSS < 10 mg/L;
- Total FOG < 25 mg/L; and NH<sub>3</sub>-N < 1.0 mg/L;

According to another aspect of the present invention there is provided a process for continuously biodegrading biochemically oxidizable material comprising a solids-containing mixture of easy- and difficult-to-degrade waste fluids in a wastewater stream from metal-working plant, said process comprising,

- 25 (a) providing a pretreatment zone for said wastewater, said zone having a volume sufficiently large to equalize variations in the flow rate of said wastewater to said pretreatment zone which is adapted for removal of settleable solids and skimmable free oil, and removing skimmed wastewater from said zone;
- 30 (b) removing finely divided solids injurious to membranes, from said skimmed wastewater to provide a solids-depleted wastewater feed;
- 35



- (c) feeding said solids-depleted wastewater feed at an essentially constant rate of flow to a bioreaction zone maintained with an essentially constant volume of liquid therein, and, with a hydraulic retention time (HRT) of at least 24 hr;
- (d) aerating said biochemically oxidizable material in the presence of live microorganisms adapted to degrade said materials which are held in suspension within said reactor with a solids retention time (SRT) of at least 30 days;
- (e) flowing said suspension through a membranous filtration zone at a velocity and pressure sufficient to maintain a predetermined membrane flux in said filtration zone at which flux essentially no solids are retained on the surface of membrane in said filtration zone, said membranous zone having a membrane allowing passage of molecules smaller than 0.001 micron in effective diameter when operated at pressure from 170 to 1035 kPa and having an area sufficiently large to provide a flow rate of permeate greater than said essentially constant rate flow of said solids-depleted wastewater feed;
- (f) separating permeate from a concentrate containing said solids;
- (g) flowing said concentrate from said membranous filtration zone into said bioreaction zone as a concentrate recycle;
- (h) removing an effluent of acceptable quality;
- (i) flowing excess permeate over that removed as effluent, back to said bioreaction zone; and,
- (j) periodically removing a minor proportion by volume of said concentrate recycle to modulate the solids content in said bioreaction zone.

According to another aspect of the present invention there is provided a continuous process for treating wastewater containing waste fluids from a metal-working plant in a bioreaction zone containing a suspension



including live microorganisms adapted to biodegrade components of said waste fluids, comprising,

- (a) removing free oil and finely divided solids injurious to membrane means from delivered wastewater to provide a solids-depleted feed substantially free of free oil;
- (b) maintaining the rate of flow of solids-depleted feed to said bioreaction zone essentially constant, said bioreaction zone containing bacterial cells greater than 0.5 $\mu$ m diameter;
- (c) pumping an aqueous suspension from said bioreaction zone to a membranous filtration zone from which permeate is recovered at a rate greater than the rate of solids-depleted feed said membranous filtration zone having a membrane allowing passage of molecules smaller than 0.001 micron in effective diameter when operated at a pressure from 170 to 1035 kPa;
- (d) flowing said suspension through said membranous filtration zone at a velocity and pressure sufficient to maintain a predetermined membrane flux in the membranous filtration zone, at which flux essentially no solids are retained on the surface of membrane in the filtration zone;
- (e) separating permeate from a solids-containing concentrate said permeate being essentially free of molecules having an effective diameter greater than 0.5 $\mu$ m;
- (f) flowing said solids-containing concentrate as a concentrate recycle from said membranous filtration zone into the bioreaction zone;
- (g) returning to said bioreaction zone from 0.1 but less than 0.5 part by volume of permeate generated;
- (h) recovering the remainder of the permeate not returned to said bioreaction zone as treated effluent; and,
- (i) periodically withdrawing a minor proportion by volume of said concentrate recycle to remove recalcitrant and biological solids in concentrated form.



# BRIEF DESCRIPTION OF THE DRAWINGS

The foregoing and additional objects and advantages of the invention will best be understood by reference to the following detailed description,

5 accompanied with a schematic illustration of a preferred embodiment of the invention, in which:

Figure 1 is a simplified flowsheet of a membrane-bioreactor system schematically showing its operation with two ultrafiltration modules, and the essential permeate  
10 recycle.

Figure 2 is a graph showing the variation of membrane flux as a function of time.

Figure 3 is a graph showing the build-up of suspended solids in the bioreactor due to insert solids  
15 over nearly a year, at various levels of insert solids concentration in the wastewater feed (g/L).



## DETAILED DESCRIPTION OF PREFERRED EMBODIMENTS

In a preferred embodiment the membrane-bioreactor system is intended for use by those concerned with the cost of treating wastewater generated in a metal-working plant effectively. Though this wastewater is a relatively small volume compared to the volume of biodegradable waste generated by a metropolitan area, the difficulty of disposing of it requires that it be disposed of by the operators of the plant. The delivered wastewater from such a plant cannot be treated in a municipal sewage disposal facility because of the poor biodegradability of waste fluids in the wastewater.

It will be recognized that, typically, it is of little concern whether a reactor operates at essentially constant volume with essentially constant feed, or a variable feed. By "essentially constant" we mean  $\pm 10\%$ . However, to keep reactor volume constant with varying flow rate of feed, the membrane area has to be based on minimum flux observed during a cycle. Thus, to treat 1000 L/hr ("Q") of feed with membranes having a minimum flux rate of 100 L/m<sup>2</sup>-hr ("F"), the membrane area ("A") required is 10 m<sup>2</sup>. However, the reactor volume ("V") has to be based on maximum flux, since the reactor must contain enough wastewater to be flowed to the membranes when they are operating at maximum flux. Assuming the maximum flux is twice the minimum, that is, 200 L/m<sup>2</sup>-hr, and the minimum HRT required to degrade the waste is 24 hr, then

$$V = F \times A \times \text{HRT} = 48000 \text{ L.}$$

With constant feed flow rate in a reactor operating at constant volume, as in our system, the required membrane area is based on minimum flux, as before, and is 10 m<sup>2</sup>. But the reactor volume is based on minimum flux 100 L/m<sup>2</sup>-hr, since feed flow is constant and both concentrate and permeate are recycled, so the volume of the reactor now required is

$$V = F \times A \times \text{HRT} = 100 \text{ L/m}^2\text{-hr} \times 10 \text{ m}^2 \times 24 \text{ hr} = 24,000 \text{ L.}$$

**SUBSTITUTE SHEET**



In a commercial system which requires that a feed flow rate of 1000 L/hr be treated, it makes a significant economic difference whether the reactor is to be twice the volume it could be.

5 As stated hereabove, it was found that once free oil and the incoming solids were removed from the delivered wastewater, successful biodegradation of the feed to the bioreactor depended upon maintaining a high enough SRT and HRT, and at the same time being able to accommodate normal  
10 flux fluctuation during a cycle before cleaning of the membrane, without substantially sacrificing the average flux obtained during the cycle.

In a typical situation, faced with having to do the foregoing, one can either (a) raise the pressure of the  
15 stream delivered to the membranes of the number of modules required to provide a desired permeate flow which, at equilibrium operating conditions, is equal to the flow  $Q_f$  of feed; or, (b) one can provide a larger number of modules than needed so that one can operate the modules under substantially constant pressure of the incoming stream because  
20 the flux of the membranes remains substantially constant.

Though not immediately evident, one finds that increasing the pressure to maintain the flux across the membranes of a module, soon results in the use of a pressure which is  
25 so high as to entail an unacceptably high risk of failure of a membrane.

The other alternative, namely using much more membrane area than required in the preceding embodiment, results in production of a large amount of permeate which is greater  
30 in mass flow per unit time, than  $Q_f$ . Since this would result in depletion of the liquid content of the reactor, a portion  $Q_{p1}$  of the permeate produced in the modules, preferably a minor thereof, is recycled, the remainder  $Q_{p2}$  being withdrawn.

35 Under steady state conditions, the relationship between microbial growth and substrate removal may be

**SUBSTITUTE SHEET**

expressed as:

$$\mu = Yk - b \quad (1)$$

where,  $\mu$  = organism specific growth rate, mass/mass-time,

$Y$  = organism yield coefficient, mass/mass,

5  $K$  = specific substrate utilization rate, mass/mass-time

and,  $b$  = organism decay coefficient,  $\text{time}^{-1}$ .

In a biological reactor, the organism specific growth rate is equal to the reciprocal of the SRT of the system.

10 Therefore, from equation (1):  $\mu = 1/\text{SRT} = Yk - b = Y_n k$  (2)  
where,

$$\text{SRT} = \frac{\text{volatile suspended solids (VSS) in the reactor}}{\text{VSS lost in the effluent or intentionally wasted/day}}$$

15 and,  $Y_n$  = net organism yield coefficient.

Since the VSS lost in the effluent is negligible and solids are wasted directly from the reactor, the system SRT can be expressed as  $\text{SRT} = V/W$  (3)

where,  $V$  = reactor volume,  $\text{m}^3$

20 and,  $W$  = reactor volume wastage rate,  $\text{m}^3/\text{hr}$ .

The SRT is controlled by wasting a predetermined volume of the contents of the reactor, per day.

After establishing the SRT deemed necessary to achieve a given effluent quality, along with values for  $Y$  and  $b$ , or  
25  $Y_n$ ,  $k$  can be determined. With  $k$  known, the required reactor volume can be determined from values for the reactor VSS and feed and effluent concentration values. The SRT and HRT of an optimal reactor depends on the molecular size of the wastewater components and reaction products, the biological  
30 and chemical (hydrolysis reactions) treatability characteristics of the wastewater components, the inhibitory nature of the reaction products, and the membrane characteristics with respect to effective pore size.

Once a minimum membrane flux is specified, the corresponding minimum membrane area (A) can be calculated as:  
35

**SUBSTITUTE SHEET**

$$A = Q/J$$

where, A = total membrane area required, m<sup>2</sup>

and, J = membrane flux, m<sup>3</sup>/m<sup>2</sup>-day.

J depends on such factors as the reactor TSS, surface  
5 velocity, temperature, transmembrane pressure drop, surface  
fouling and the extent of concentration polarization.  
Concentration polarization arises from the accumulation of  
solutes on the membrane surface. Solutes reach the membrane  
surface by convective transport of the solvent, a portion  
10 of which passes through the membrane. The rejected solutes  
often form a viscous gel layer on the membrane. This gel  
layer acts as a secondary membrane reducing the flux and  
often reducing the passage of low molecular weight solutes.  
Surface fouling is the result of the deposition of sub-  
15 micron particles on the surface as well as the accumulation  
of smaller solutes due to such processes as crystallization  
and precipitation. It is this deterioration in membrane  
flux which is counteracted by using a larger membrane area  
than is necessary, and by recycling permeate to the bio-  
20 reactor.

Referring to Fig 1 there is shown a bioreactor 10  
which contains an aqueous suspension 12 of live  
microorganisms which have been especially acclimated to  
ingest the waste fluids as nutrients, albeit with the  
25 deliberate addition of other "added" nutrients such as  
phosphate and nitrogenous compounds. The nutrient value of  
the waste fluids is typically so poor as to require contin-  
uous addition of the added nutrients to help the micro-  
organisms ingest the waste fluids. Such microorganisms are  
30 commercially available. The bioreactor operates at atmos-  
pheric pressure; it is provided with a sparger 14 through  
which air or oxygen required to maintain the microorgan-  
isms, is distributed from conduit 13 uniformly throughout  
the reactor. The reactor includes baffle means to improve  
35 contacting the waste fluids with the microorganisms.

Delivered wastewater is introduced through line 15 in-

**SUBSTITUTE SHEET**

to an equalization tank 20 which, in addition to equalizing the flow to the reactor, also serves as a settling tank for the removal of settled solids through line 17, and the removal of free oil through line 11. Free oil and grease  
5 "skim" 16 float to the surface and are skimmed off. Solids 17 settle and are either periodically or continuously removed from the bottom of the settling tank, depending upon the level of solids in the delivered wastewater, and disposed of. The aqueous suspension of wastewater from the  
10 settling tank 20 is withdrawn through line 21 and 22 before it is led to the suction side of a feed pump 24 which operates at low pressure to pump the aqueous suspension of equalized wastewater through about a 106  $\mu\text{m}$  filtration unit 26. The filtered aqueous suspension is then led through  
15 conduit 23 into the bioreactor 10.

Feed to the bioreactor 10 is maintained essentially constant so as to maintain a predetermined concentration of solids in the mass 12, and liquid level in the bioreactor.

A stream of the contents 12 of the bioreactor is withdrawn through pump suction line 27 and discharged as a  
20 pressurized stream by pressurization pump 28 through a discharge line 29 to a membrane filtration unit indicated generally by reference numeral 30.

It is preferred, in a commercial unit, to use a membrane filtration unit 30 having two or more ultrafiltration  
25 modules 31 and 32 connected in parallel, in each of which the membrane has a pore size smaller than 0.5  $\mu\text{m}$ , and to maintain operation of the membrane unit 30 with a clean water flux (measured at 20°C and 40 psig or 370 kPa abs) of  
30 at least 10  $\text{m}^3/\text{m}^2/\text{day}$ .

Permeate from the membrane unit 30 is removed from the system through permeate recycle conduit 33, while concentrate leaves through concentrate recycle conduit 35. The outlet pressure of the concentrate in line 29 is in the  
35 range from about 250 kPa (25 psig) to about 1000 kPa (125 psig) depending upon the configuration of the modules and

**SUBSTITUTE SHEET**

layout of the membrane units.

5 A major portion, preferably more than 95% by volume, of the concentrate stream flowing through conduit 35 is recycled as recycle stream 37 and the remainder 37' purged through purge line 37. A minor portion, preferably from about 0.1% to 30% by volume, of the permeate stream flowing through conduit 33 is recycled as recycle stream 39 and the remainder withdrawn as treated effluent through effluent line 39'.

10 The volume of effluent permeate removed through line 39' will depend upon the physical characteristics of the reaction mass as well as the specifications of the membrane. Typically the effluent stream 33 will range from about 0.5% by volume or even less, to about 3% by volume of the pressurized bioreactor contents stream 29. The portion 15 39 of the permeate recycled to the bioreactor maintains a balance between incoming feed to the membrane device and removed effluent.

If desired, a portion of the recycle streams 37 and 39 20 may be diverted to a cleaning tank 40 through conduits 41 and 43 respectively, and used to wash and chemically clean the membranes when required. One or more chemicals addition tanks 44 are provided to supply acid and alkali for pH control, and various nutrients, for example phosphate, to 25 supplement the nutrients provided to the biomass by the waste fluids. Pump(s) 45 meter the appropriate chemical(s) when desired.

A membranous filtration unit preferably has a pore size in the range from about 0.001  $\mu\text{m}$  to about 0.05  $\mu\text{m}$ , but 30 may be larger, from about 0.01  $\mu\text{m}$  to about 0.1  $\mu\text{m}$ , if lesser quality effluent is acceptable.

Preferred membranes for microfiltration are derived from poly(vinyl alcohol), polysulfone, polypropylene, nylon and the like, for example Zenon SJ. The same materials may 35 be used to provide ultrafiltration membranes, for example a Zenon TAM membrane.

**SUBSTITUTE SHEET**

Referring to Fig 2 it is evident that the modules operated for over a year without having to be replaced. For the specific membrane modules tested, the flux varied over more than a two-fold range from about 16 gals/ft<sup>2</sup>-day to 42 gals/ft<sup>2</sup>-day. It is this large variation in flux which is accommodated by the permeate recycle, allowing the reactor to operate at essentially constant volume, with an essentially constant rate of feed, and having an essentially constant rate of suspended solids withdrawn from the reactor and flowed to the membrane modules. The desired output of high quality effluent could thus be maintained.

The sensitivity of the reactor to the presence of inert solids such as non-degradable silicon carbide and metal particles at various concentrations of solids present, over a period of nearly a year, is graphically demonstrated in Fig 3. The reactor operated at HRT = 2 days, and a SRT = 40 days. It will be evident that the steep rise of the build-up with increasing concentration of solids will adversely affect the effectiveness of the membrane modules, not only in terms of their flux, but because such inorganic solids have an abrasive action at the velocities required. Such abrasive action can easily damage a membrane requiring that the damaged module be correctly identified and replaced.

The bacteria found to be effective in the process are commonly found in activated sludge and include the genera *Pseudomonas*, *Zooglea*, *Achromobacter*, *Flavobacter*, *Nocardia*, *Bdellovibrio*, and *Mycobacter*, normally all considered heterotrophic. These perform the bulk of the bio-stabilization. The autotrophic bacteria which may be present are represented by *Nitrosomonas* and *Nitrobacter*, both nitrogen fixing. Also found in activated sludge are a variety of fungus, yeasts and protozoa, some of which are also useful in our process.

In a pilot plant operation, a 3.78 m<sup>3</sup> (1000 gal) bio-reactor is operatively connected with a variable module,

**SUBSTITUTE SHEET**

multi-tube membrane unit of Zenon Z8 modules with HSC or TAM membranes. Each module contained 8 1.83 m long by 2.22 cm diameter tubes connected in series to provide a membrane area of 0.975 m<sup>2</sup>/module. The modules themselves were connected in parallel with the concentrate recycle to the bioreactor, and with the permeate being recycled to the bioreactor and being removed as effluent. A liquid level control system maintains the reactor volume within 11 percent of the mean reactor volume. Enough air was introduced into the reactor to provide complete mixing and aerobic conditions for growth of the biomass.

The daily mean dissolved oxygen (DO) concentration in the reactor was in the range from 0.5 to 6.1 mg/L. The reactor pH ranged from 6.8 to 7.9. The ratio of concentrate recycle  $Q_c$  to permeate flow  $Q_p$  is maintained at about 120. The concentration of solids in the concentrate recycle line is essentially the same as that in the bioreactor.

Membrane-Bioreactor System Start-up: The reactor is seeded with biomass together with a small amount of nutrients (nitrogen, phosphorus, potassium) if required, to support biomass growth, and air flow was adjusted to maintain an excess concentration of dissolved oxygen. The reactor pH was maintained near neutral by addition of sulfuric acid. Automatic pH control is maintained with a set point of 7.5.

In several pilot plant runs made with representative wastewater feed taken from two metal-working facilities, the bioreactor was operated with target pilot plant SRT (days) in the range from 50 to 100, and with HRT (days) in the range from 1.87 and 3.74. The performance of the system was assessed by sampling several locations and analyzing for particulate and soluble components. Analyses for NH<sub>3</sub>-N, total Kjeldahl nitrogen (TKN), and total phosphorus (TP) were less frequent than the analyses for other analytical parameters.

Operating conditions for runs are presented in Table I below. The performance results are summarized in Table II

**SUBSTITUTE SHEET**

below. In Table II, experiments P2-1, P2-2 and P2-3 indicate that even longer SRT and HRT conditions than for other runs, provide a further improved effluent quality. Note that the accumulation of non-reactive compounds in the reactor do not appear to result in microbial inhibition at least to the extent that the degree of nitrification or ammonia reduction across the membrane is affected. This is evidenced by the generally low values of  $\text{NH}_3\text{-N}$  in the effluent.

10        In Table III below are listed soluble reactor values (passing  $0.45\mu$  filter paper) vs. effluent COD values. The extent of accumulation of non-reactive compounds is lower for a SRT of 100 days than for 50 SRT days.

**SUBSTITUTE SHEET**



TABLE I MBR system pilot plant operating results to-date  
under equilibrium conditions<sup>a</sup>.

Experiment (Days Since Start-up)	Feed Rate (Range) <sup>b</sup> , gal/ min	Reactor		Operating		Conditions
		HRT, days	SRT, <sup>c</sup> days	VSS, mg/l	Temperature (Range) <sup>b</sup> , °C	
P2-1 (day 46 to day 63)	0.35 (0.31-0.37)	1.87	100	7488	29 (27-33)	
P2-2 (day 88 to day 105)	0.13 (0.13-0.17)	3.74	100	3730	31 (28-34)	
P2-3 (day 137 to day 160)	0.13 (0.12-0.15)	3.74	50	4034	31 (28-34)	
P3-1 (day 193 to day 218)	0.26 (0.25-0.30)	1.87	50	6495	32 (28-37)	
P3-2 (day 242 to day 253)	0.26 (0.23-0.28)	1.87	100	12415	32 (30-34)	

<sup>a</sup>. All values stated are means during operating period unless otherwise indicated.

<sup>b</sup> Range of mean daily values.

<sup>c</sup> SRT controlled at stated value by wasting solids equivalent in concentration to that in the reactor.

SUBSTITUTE SHEET

TABLE II. MBR system pilot plant performance results during operation under equilibrium conditions<sup>a</sup>.

Analytical Parameters	Experiment				
	P2-1	P2-2	P2-3	P3-1	P3-2
Feed Values, mg/l					
COD	4496	6052	4345	6864	5937
BOD <sub>5</sub> <sup>b</sup>	1010	1360	919	1206	1043
TSS	253	817	346	889	410
Total FOG	457	657	714	907	788
Hydrocarbon based FOG	278	352	244	307	403
TKN	68	49	79	43	59
Effluent Values, mg/l					
COD	302	238	183	664	417
BOD <sub>5</sub>	4	3	3	34	21
TSS	10	6	11	6	1
Total FOG	17	11	9	36	16
Hydrocarbon based FOG	5	4	3	5	5
NH <sub>3</sub> N	0.4	1.3	0.2	4.2	0.8
TKN	0.7	2.1	5.2	7.7	4.7

<sup>a</sup> All values stated are means during operating period. TSS represents total suspended solids and FOG represents fats, oils and grease.

<sup>b</sup> Calculated from COD to BOD<sub>5</sub> correlation based on analysis of all paired analytical data available during treatment of each wastewater.

SUBSTITUTE SHEET

TABLE III Comparison of soluble reactor versus effluent COD values<sup>a</sup>.

Experimental Conditions	Soluble Reactor COD, mg/l	Effluent COD, mg/l
<u>NDH Wastewater</u>		
SRT 100 days HRT 3.74 days (run P2-2)	4592	211
SRT 50 days HRT 3.74 days (run P2-3)	6152	196
<u>CPC Mansfield Wastewater</u>		
SRT 50 days HRT 1.87 days (run P3-1)	3818	587
SRT 100 days HRT 1.87 days (run P3-2)	2084	425
SRT 50 to 100 days HRT 1.87 days (TAM membrane)	815	411

<sup>a</sup> All values stated are means of paired grab samples taken. Samples were not taken during run P2-1. Soluble reactor values based on analysis of sample after filtration through 0.45 micron filter.

SUBSTITUTE SHEET

The extent of degradation of slowly degradable high mol wt soluble compounds in the feed exceeds the build-up of high mol wt chemical or biological products as the SRT is further increased from 50 days to 100 days.

5        A further reduction in accumulation of high mol wt, soluble and non-reactive compounds can be achieved by using a more open membrane such as the Zenon TAM membrane, than the Zenon HSC membrane used for the other runs.

10       A side-by-side comparison of the results obtained with the HSC and TAM membranes is presented in Table IV below. In run P3-2 a COD value equivalent to 7% of the feed concentration appeared in the effluent representing microbial metabolites or highly recalcitrant feed material. During the TAM membrane run, this value increased to about 11%.  
15       Therefore, as might be expected, a higher effluent COD is obtained with a more open membrane than a less open one, using wastewaters containing equal levels of organic/inorganic constituents.

20       Solids balances were completed across the membrane system at each equilibrium condition in order to determine biomass net yield coefficients. The low yield values observed are attributable to the long SRTs used in this process. These values are set forth in Table V below. The mass balance information can be used to estimate the solids  
25       produced per volume of wastewater treated in the system. A value of  $0.21 \text{ kg/m}^3$  (1.78 lb/1000 gal) of wastewater treated was determined, based on the average net yield value observed. This value is less than 10% of the solids that would be produced from a conventional physical-  
30       chemical oily wastewater treatment system with conventional add-on biological treatment.

**SUBSTITUTE SHEET**

TABLE IV. Effect on MBR system performance of using a more open membrane in ultrafiltration unit.

Parameter	CPC Mansfield Wastewater	
	HSC membrane (Run P3-2)	TAM membrane (day 271 to day 287)
<u>Equilibrium Reactor Operating Conditions</u>		
HRT, days	1.87	1.87
SRT, days	100	100 <sup>a</sup>
<u>System Performance Results</u>		
Feed Values, mg/l		
COD	5937	3415
BOD <sub>5</sub>	1043	600
TSS	410	331
Total FOG	788	386
Hydrocarbon based FOG	403	225
TKN	43	27
Effluent Values, mg/l		
COD	417	386
BOD <sub>5</sub>	21	20
TSS	1	2
Total FOG	16	15
Hydrocarbon based FOG	5	5
NH <sub>4</sub> -N	0.8	0.4

<sup>a</sup> Actual SRT in reactor during operation with TAM membranes is estimated between 50 and 100 days. Calculating actual value complicated by unplanned solids wasting.

**SUBSTITUTE SHEET**

TABLE V. Solids yield/sludge production during operation under equilibrium conditions.

Experimental Conditions	Biomass Net Yield Coefficients	
	$\frac{\text{kg VSS}}{\text{kg COD removed}}$	$\frac{\text{kg VSS}}{\text{kg BOD}_5 \text{ removed}}$
<u>NDH Wastewater</u>		
SRT 100 days HRT 1.87 days (run P2-1)	0.033	0.143
SRT 100 days HRT 3.74 days (run P2-2)	0.024	0.103
SRT 50 days HRT 3.74 days (run P2-3)	0.072	0.329
<u>CPC Mansfield Wastewater</u>		
SRT 50 days HRT 1.87 days (run P3-1)	0.039	0.207
SRT 100 days HRT 1.87 days (run P3-2)	0.042	0.227

Ultrafiltration Unit Design and Performance: The membrane flux of the unit was approximately 100 L/m<sup>2</sup>-hr. (59 gal/ft<sup>2</sup>-day) upon start-up of the system. The flux declined rapidly over approximately the first forty days and after that, averaged between 40 - 50 L/m<sup>2</sup>-hr. The membranes were cleaned with alkali every one or two weeks to restore the flux to approximately 60 L/m<sup>2</sup>-hr.

The membrane unit was operated until day 196 with minimal back pressure exerted on the membranes by the discharge pressure control valve. The pressure at the exit of the membrane unit was less than 70 kPa (10 psig). On day 196, the pressure was increased to 140 kPa (20 psig) to bring the system in line with anticipated full scale operating conditions. As a result of the increase of pressure there was also a 14-20% increase in flux.

Operation of the pilot plant led to the conclusion that the system described and operated as specified, is able to treat the specified wastewater with the specific waste fluids typically present in such a stream from a metal-working facility such as an automotive plant from which the wastewater samples treated were obtained, and provide effluent with the following specification:

Chemical Oxygen Demand, COD < 450 mg/L;  
Biological Oxygen Demand, BOD<sub>5</sub> < 25 mg/L;  
Total suspended solids, TSS < 10 mg/L;  
Total FOG < 25 mg/L; and NH<sub>3</sub>-N < 1.0 mg/L.

It will now be evident that the long SRTs and HRTs for this process are quite unlike those used in a conventional bioreactor for typical organic waste, such as used in the '765 bioreactor. Typical SRTs for a '765 system range from 1 to 5 days and the HRTs range from about 0.5 hr to 3 hr. The very long times used in our process are surprisingly accommodated by the specific features of the process which target wastewater containing waste fluids which are difficult to biodegrade. Nevertheless, they are usable as nutrients for the biomass we use provided of course, the process

**SUBSTITUTE SHEET**

is operated as specified.

Having thus provided a general discussion, described the overall process in detail and illustrated the invention with specific examples of the best mode of carrying out the process, it will be evident that the invention has provided an effective solution to a difficult problem. It is therefore to be understood that no undue restrictions are to be imposed by reason of the specific embodiments illustrated and discussed, except as provided by the following claims.

**SUBSTITUTE SHEET**



THE CLAIMS DEFINING THE INVENTION ARE AS FOLLOWS:

1. A process for continuously biodegrading biochemically oxidizable material comprising a solids-containing mixture of easy- and difficult-to-degrade waste fluids in a wastewater stream from metal-working plant, said process comprising,
  - (a) providing a pretreatment zone for said wastewater, said zone having a volume sufficiently large to equalize variations in the flow rate of said wastewater to said pretreatment zone which is adapted for removal of settleable solids and skimmable free oil, and removing skimmed wastewater from said zone;
  - (b) removing finely divided solids injurious to membranes, from said skimmed wastewater to provide a solids-depleted wastewater feed;
  - (c) feeding said solids-depleted wastewater feed at an essentially constant rate of flow to a bioreaction zone maintained with an essentially constant volume of liquid therein, and, with a hydraulic retention time (HRT) of at least 24 hr;
  - (d) aerating said biochemically oxidizable material in the presence of live microorganisms adapted to degrade said materials which are held in suspension within said reactor with a solids retention time (SRT) of at least 30 days;
  - (e) flowing said suspension through a membranous filtration zone at a velocity and pressure sufficient to maintain a predetermined membrane flux in said filtration zone at which flux essentially no solids are retained on the surface of membrane in said filtration zone, said membranous zone having a membrane allowing passage of molecules smaller than 0.001 micron in effective diameter when operated at pressure from 170 to 1035 kPa and having an area sufficiently large to provide a flow rate of permeate greater than said essentially constant rate flow of said solids-depleted wastewater feed;



- (f) separating permeate from a concentrate containing said solids;
- (g) flowing said concentrate from said membranous filtration zone into said bioreaction zone as a concentrate recycle;
- (h) removing an effluent of acceptable quality;
- (i) flowing excess permeate over that removed as effluent, back to said bioreaction zone; and,
- (j) periodically removing a minor proportion by volume of said concentrate recycle to modulate the solids content in said bioreaction zone.

2. The process of claim 1 wherein the flow of said excess permeate to said bioreaction zone is a minor proportion by volume of said permeate removed as effluent.

3. The process of claim 1 or 2 wherein said finely divided solids are greater than about 106 $\mu$ m in diameter.

4. The process of any preceding claim wherein said waste fluids comprise organometallic compounds, natural, petroleum-based synthetic and semi-synthetic fats, oils and greases used in machining operations in said metal-working plant.

5. The process of any preceding claim wherein said effluent has at least the following specifications:  
Chemical Oxygen Demand, COD < 450 mg/L;  
Biological Oxygen Demand, BOD<sub>5</sub> < 25 mg/L;  
Total suspended solids, TSS < 10 mg/L;  
Total FOG < 25 mg/L; and NH<sub>3</sub>-N < 1.0 mg/L;  
wherein FOG represents fats, oils and greases.

6. The process of any <sup>one of the</sup> preceding claims wherein said membranous filtration zone is operated at a pressure in the range from 170 kPa to 689 kPa, insufficient to affect



membranes in said zone deleteriously.

7. The process of any preceding claim wherein said HRT is in the range from 1-5 days, said SRT is in the range from 50-125 days, and said membranous filtration zone has a  
5 membrane area of at least 10 m<sup>2</sup>.

8. A continuous process for treating wastewater containing waste fluids from a metal-working plant in a bioreaction zone containing a suspension of biomass including live microorganisms adapted to biodegrade  
10 components of said waste fluids, comprising,  
(a) removing free oil and finely divided solids injurious to membrane means from delivered wastewater to provide a solids-depleted feed substantially free of free oil;  
(b) maintaining the rate of flow of solids-depleted feed  
15 to said bioreaction zone essentially constant, said bioreaction zone containing bacterial cells greater than 0.5µm diameter;  
(c) pumping an aqueous suspension from said bioreaction zone to a membranous filtration zone from which permeate is  
20 recovered at a rate greater than the rate of solids-depleted feed said membranous filtration zone having a membrane allowing passage of molecules smaller than 0.001 micron in effective diameter when operated at a pressure from 170 to 1035 kPa;  
(d) flowing said suspension through said membranous  
25 filtration zone at a velocity and pressure sufficient to maintain a predetermined membrane flux in the membranous filtration zone, at which flux essentially no solids are retained on the surface of membrane in the filtration zone;  
(e) separating permeate from a solids-containing  
30 concentrate said permeate being essentially free of molecules having an effective diameter greater than 0.5µm;  
(f) flowing said solids-containing concentrate as a concentrate recycle from said membranous filtration zone



into the bioreaction zone;

(g) returning to said bioreaction zone from 0.1 but less than 0.5 part by volume of permeate generated;

(h) recovering the remainder of the permeate not returned  
5 to said bioreaction zone as treated effluent; and,

(i) periodically withdrawing a minor proportion by volume of said concentrate recycle to remove recalcitrant and biological solids in concentrated form.

9. The process of claim 8 including maintaining said  
10 bioreaction zone with a solids retention time (SRT) in the range from 30 to 150 days, and a hydraulic retention time (HRT) in the range from 1 to 5 days.

10. The process of claim 8 or 9 wherein said finely divided solids are greater than about 106 $\mu$ m in size.

11. The process of any one of claims 8 to 10 wherein  
15 said waste fluids comprise synthetic fluids, fats, oils and greases used in machining operation in said metal-working plant; said minor portion of permeate recycled is in the range from 0.1% to 30% by volume of the permeate withdrawn;  
20 and said permeate withdrawn as effluent is in the range from 0.5% to 3% by volume of said suspension of biomass withdrawn from said bioreaction zone.

12. The process of any one of claims 8 to 11  
25 comprising removing said effluent having at least the following specifications:

Chemical Oxygen Demand, COD < 450 mg/L;

Biological Oxygen Demand, BOD<sub>5</sub> < 25 mg/L;

Total suspended solids, TSS < 10 mg/L;

Total FOG < 25 mg/L; and NH<sub>3</sub>-N < 1.0 mg/L;

30 wherein FOG represents fats, oils and greases.

13. The process of any one of claims 8 to 12 wherein



said membranous filtration zone is operated at a pressure in the range from 170 kPa to 689 kPa, insufficient to affect membranes in said zone deleteriously.

14. The process of claim 13 wherein said HRT is in the range from 1-5 days, said SRT is in the range from 50-125 days, and said membranous filtration zone has a membrane area of at least 10m<sup>2</sup>.

15. A wastewater treatment system operatively connected between a source of wastewater containing waste fluids from a metal-working plant and an outlet for treated effluent, comprising,

(a) a vessel large enough to hold said wastewater delivered at a variable rate of flow and to equalize the rates of flow to a predetermined essentially constant rate removed from said vessel;

(b) means to remove free oil from said wastewater to provide a skimmed wastewater;

(c) filtration means having a mesh size small enough to remove finely divided solids injurious to membrane means and provide a solids-depleted feed;

(d) a bioreactor means in which is confined an essentially constant volume of a reaction mass with means for aerating skimmed and solids-depleted feed, and for contacting said feed with waste-degrading microorganisms mixed therein;

(e) pump means for withdrawing a suspension of biomass from said bioreactor at an essentially constant rate of flow and impelling said suspension at elevated pressure;

(f) membrane filtration means in direct, open flow-receiving communication with said pump means, said membrane filtration means including plural membrane elements adapted to separate said suspended solids in a concentrate stream, from water permeate which is essentially free of solids, and means to duct said permeate away from said system said membrane filtration means including a membrane allowing



passage of molecules smaller than 0.001 micron in effective diameter when operated at a pressure from 170 to 1035 kPa;

(g) means to return said concentrate stream to said bioreactor means; and

- 5 (h) means to return a minor portion of said permeate to said bioreactor means.

16. A wastewater treatment system operatively connected between a source of wastewater containing waste fluids from a metal-working plant and an outlet for treated effluent, comprising,

- 10 (a) a vessel large enough to hold said wastewater delivered at a variable rate of flow and to equalize the rates of flow to a predetermined essentially constant rate removed from said vessel;
- 15 (b) means to remove free oil from said wastewater to provide a skimmed wastewater;
- (c) filtration means having a mesh size small enough to remove finely divided solids larger than 106 $\mu$ m which are injurious to membrane means and provide a solids-depleted
- 20 feed;
- (d) a bioreactor means in which is confirmed an essentially constant volume of a reaction mass with means for aerating skimmed and solids-depleted feed, and for contacting said feed with waste-degrading microorganism
- 25 mixed therein;
- (e) pump means for withdrawing a suspension of biomass from said bioreactor at an essentially constant rate of flow, and impelling said suspension at elevated pressure in the range from 170 kPa to 1035 kPa (25 - 150 psig);
- 30 (f) membrane filtration means in direct, open flow-receiving communication with said pump means, said membrane filtration means having a pore size in the range from 0.01 $\mu$ m to 0.1 $\mu$ m, including plural membrane elements adapted to separate said suspended solids in a concentrate stream,
- 35 from water permeate which is essentially free of solids,



and means to duct said permeate away from said system;

(g) means to return said concentrate stream to said bioreactor means; and,

5 (h) means to return a minor portion of said permeate to said bioreactor means.

17. The wastewater treatment system of claim 16 wherein said membrane filtration means includes a preliminary filtration membrane having a pore size smaller than 0.5 $\mu$ m upstream of said membrane filtration means  
10 having a pore size in the range from 0.01 $\mu$ m to 0.1 $\mu$ m.

18. The wastewater treatment system of claim 16 or 17 wherein said membrane filtration means includes a subsequent filtration membrane having a pore size in the range from 0.001 $\mu$ m to 0.01 $\mu$ m downstream of said membrane  
15 filtration means having a pore size in the range from 0.01 $\mu$ m to 0.1 $\mu$ m

19. A process substantially as hereinbefore described with reference to any one of the accompanying drawings.

20. A wastewater treatment system substantially as hereinbefore described with reference to any one of the accompanying drawings.

21. A process substantially as hereinbefore described with reference to any one of the accompanying examples.

22. A wastewater treatment system substantially as hereinbefore described with reference to any one of the accompanying examples.

Dated: 15 May 1995

ZENON ENVIRONMENTAL INC

30 By Its Patent Attorneys, GRIFFITH HACK & CO  
Fellows Institute of Patent Attorneys of Australia



FIG. 1

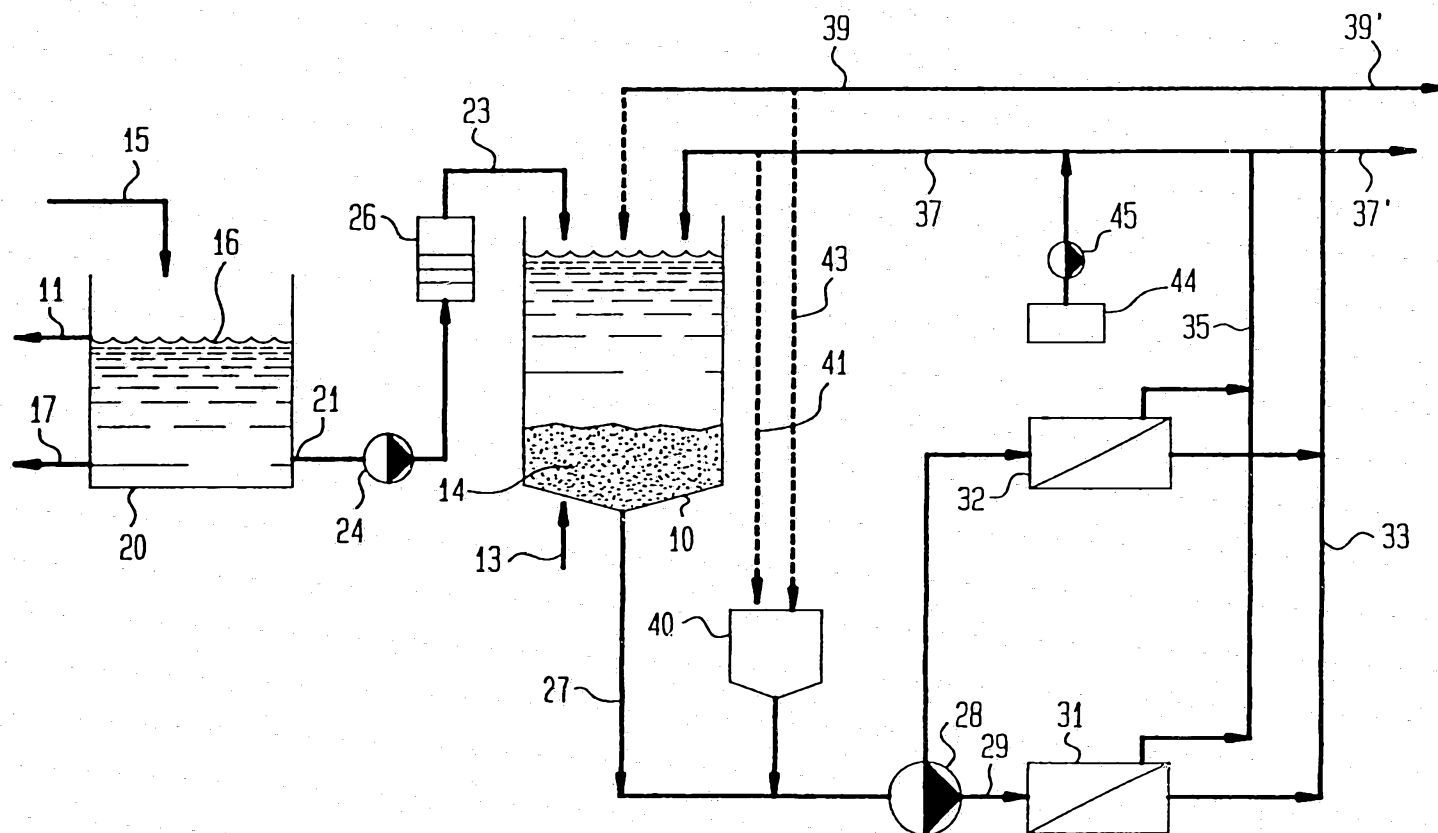




FIG. 2

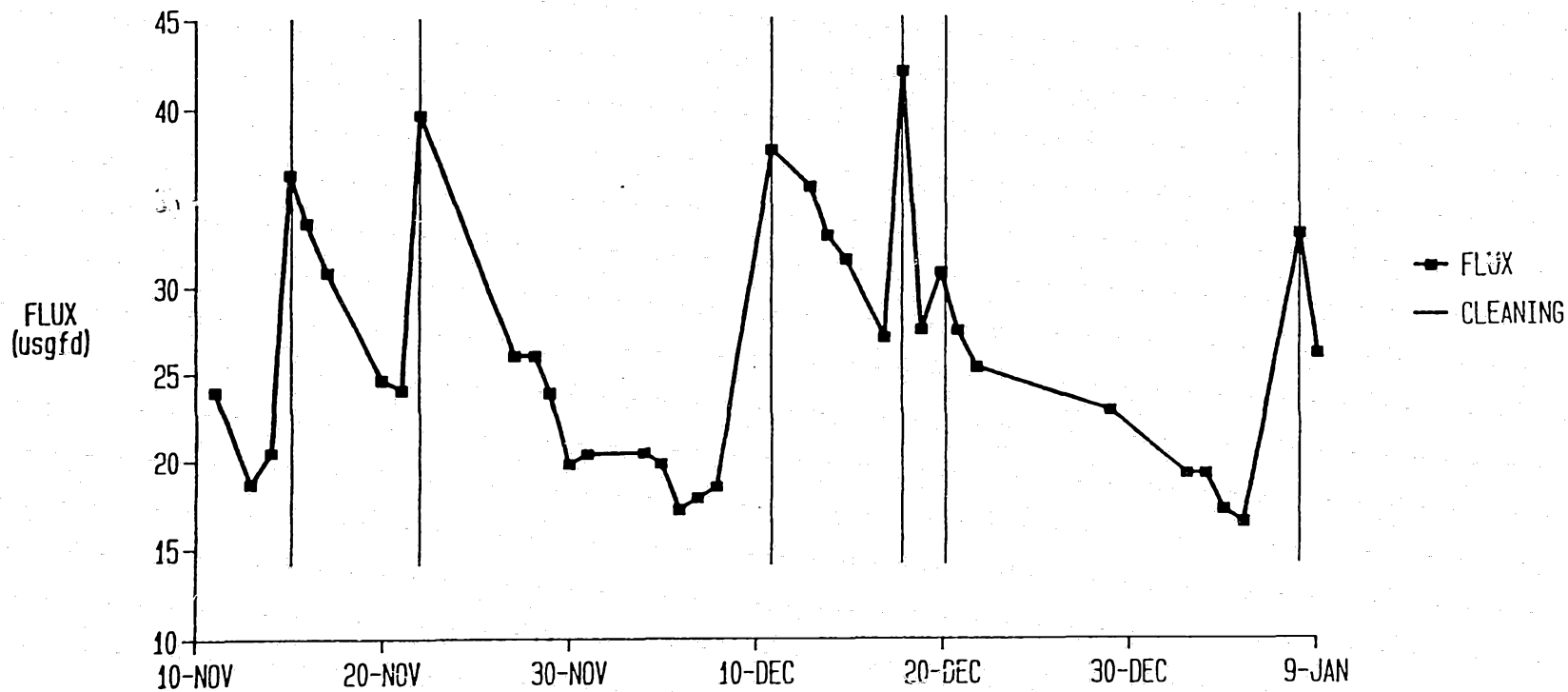
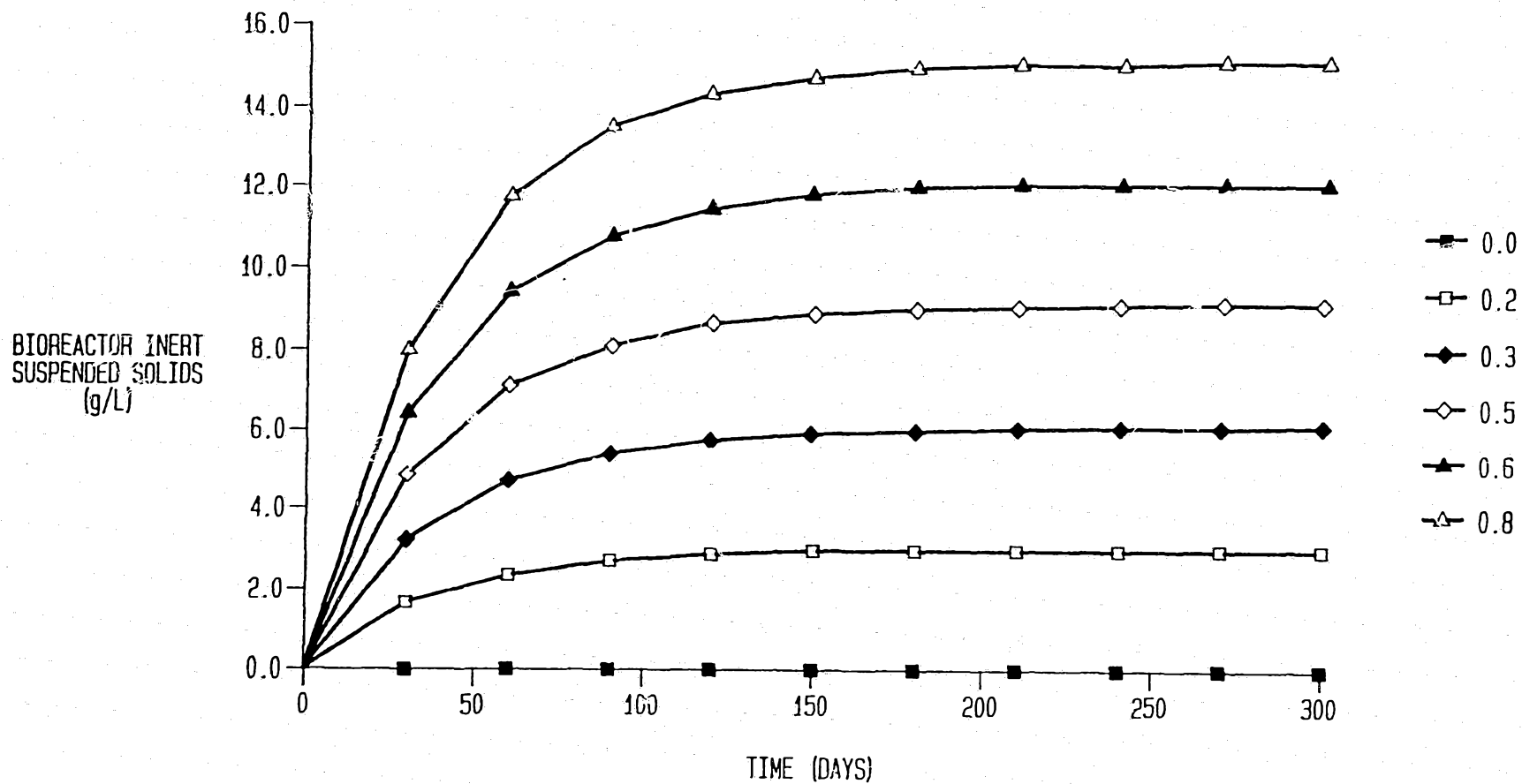



FIG. 3



## INTERNATIONAL SEARCH REPORT

PCT/CA 92/00442

International Application No

<b>I. CLASSIFICATION OF SUBJECT MATTER</b> (If several classification symbols apply, indicate all) <sup>6</sup>		
According to International Patent Classification (IPC) or to both National Classification and IPC Int.Cl. 5 C02F1/44		
<b>II. FIELDS SEARCHED</b>		
Minimum Documentation Searched <sup>7</sup>		
Classification System	Classification Symbols	
Int.Cl. 5	C02F ; B01D	
Documentation Searched other than Minimum Documentation to the Extent that such Documents are Included in the Fields Searched <sup>8</sup>		
<b>III. DOCUMENTS CONSIDERED TO BE RELEVANT<sup>9</sup></b>		
Category <sup>10</sup>	Citation of Document, <sup>11</sup> with indication, where appropriate, of the relevant passages <sup>12</sup>	Relevant to Claim No. <sup>13</sup>
A	WO,A,9 015 028 (AB INSTITUTET FÖR VATTEN- OCH LUFTVARDSFORSKNING) 13 December 1990 ---	
A	DE,A,3 709 174 (WEHRLE-WERK AG) 29 September 1988 ---	
A	DE,A,3 740 211 (VOLSWAGEN AG) 28 July 1988 ---	
A	JOURNAL OF WATER POLLUTION CONTROL vol. 46, no. 9, September 1974, pages 2183 - 2192 R. L. GOLDSMITH ET AL. 'ULTRAFILTRATION OF SOLUBLE OIL WASTES' ----- 	
<sup>10</sup> Special categories of cited documents: "A" document defining the general state of the art which is not considered to be of particular relevance "E" earlier document but published on or after the international filing date "L" document which may throw doubts on priority claim(s) or which is cited to establish the publication date of another citation or other special reason (as specified) "O" document referring to an oral disclosure, use, exhibition or other means "P" document published prior to the international filing date but later than the priority date claimed "T" later document published after the international filing date or priority date and not in conflict with the application but cited to understand the principles or theory underlying the invention "X" document of particular relevance; the claimed invention cannot be considered novel or cannot be considered to involve an inventive step "Y" document of particular relevance; the claimed invention cannot be considered to involve an inventive step when the document is combined with one or more other such documents, such combination being obvious to a person skilled in the art "A" document member of the same patent family		
<b>IV. CERTIFICATION</b>		
Date of the Actual Completion of the International Search	Date of Mailing of this International Search Report	
02 DECEMBER 1992	13. 01. 93	
International Searching Authority	Signature of Authorized Officer	
EUROPEAN PATENT OFFICE	DEVISME F.R.	

**ANNEX TO THE INTERNATIONAL SEARCH REPORT  
ON INTERNATIONAL PATENT APPLICATION NO.**

CA 9200442  
SA 65445

This annex lists the patent family members relating to the patent documents cited in the above-mentioned international search report.  
The members are as contained in the European Patent Office EDP file on  
The European Patent Office is in no way liable for these particulars which are merely given for the purpose of information. 02/12/92

Patent document cited in search report	Publication date	Patent family member(s)	Publication date
WO-A-9015028	13-12-90	AU-A- 5926090	07-01-91
DE-A-3709174	29-09-88	None	
DE-A-3740211	28-07-88	None	