



US00D343205S

United States Patent [19]

[11] Patent Number: **Des. 343,205**

Lorio

[45] Date of Patent: **** Jan. 11, 1994**

[54] **GAME BOARD**

4,936,589 6/1990 Sinclair 273/256

[76] Inventor: **Michael W. Lorio**, 8 Ruland Rd., Selden, N.Y. 11784

Primary Examiner—Bernard Ansher
Assistant Examiner—Sandra Morris
Attorney, Agent, or Firm—S. Michael Bender

[**] Term: **14 Years**

[57] **CLAIM**

[21] Appl. No.: **723,643**

The ornamental design for a game board, as shown and described.

[22] Filed: **Jul. 1, 1991**

Related U.S. Application Data

DESCRIPTION

[63] Continuation-in-part of Ser. No. 559,680, Jul. 23, 1990, abandoned.

FIG. 1 is a front plan view of the game board showing my new design;

[52] U.S. Cl. **D21/25**

FIG. 2 is a rear plan view thereof;

[58] Field of Search 273/236-285;

FIG. 3 is a upper left hand quadrant view of FIG. 1 thereof;

D21/14-36

FIG. 4 is a upper right hand quadrant view of FIG. 1 thereof;

[56] **References Cited**

U.S. PATENT DOCUMENTS

2,693,961	11/1954	Ripley, Jr.	273/256
3,807,739	4/1974	Henley et al.	273/256
4,027,882	6/1977	Rosenberg	273/256
4,032,154	6/1977	Magiera	273/256
4,062,544	12/1977	Hankins	273/256
4,706,960	11/1987	Nowacki et al.	273/148 A
4,932,668	6/1990	Stewart	273/256

FIG. 5 is a lower left hand quadrant view of FIG. 1 thereof;

FIG. 6 is a lower right hand quadrant view of FIG. 1 thereof;

FIG. 7 is a left side elevation view thereof;

FIG. 8 is a right side elevational view thereof;

FIG. 9 is a top elevational view thereof; and,

FIG. 10 is a bottom elevational view thereof.

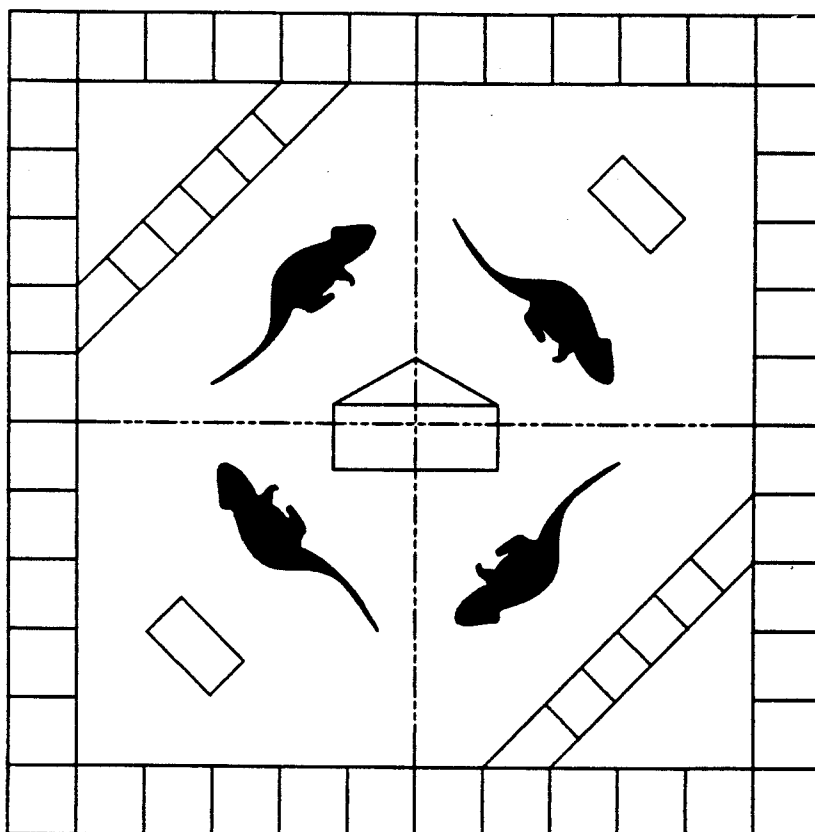


FIG. 1

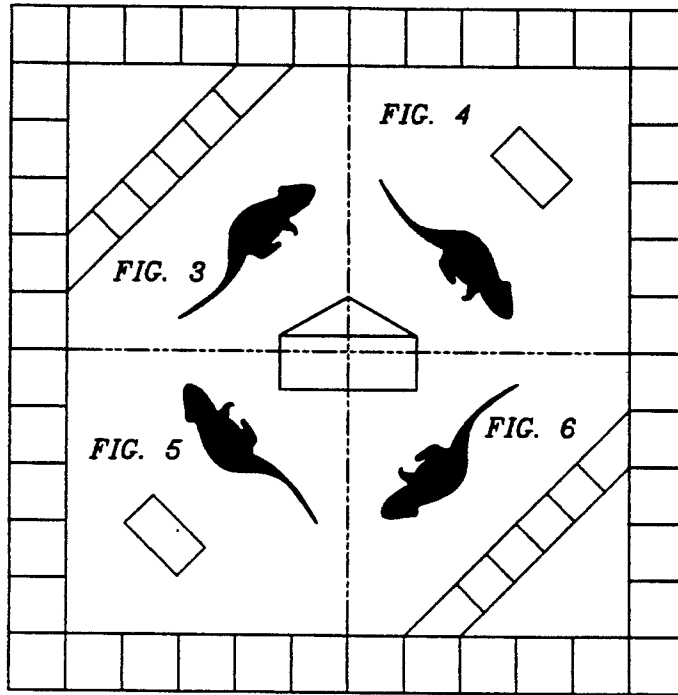


FIG. 2




FIG. 3




FIG. 4




FIG. 5




FIG. 6




FIG. 7



FIG. 8



FIG. 9



FIG. 10

